

US00D598647S

(12) **United States Design Patent**  
**Kertesz et al.**

(10) **Patent No.:** **US D598,647 S**

(45) **Date of Patent:** **\*\* Aug. 25, 2009**

(54) **HANDBAG**

(75) Inventors: **Sandy Kertesz**, Miami, FL (US);  
**Martin Harth**, Munich (DE)

(73) Assignee: **Emeshel LLC**, Miami, FL (US)

(\*\*) Term: **14 Years**

(21) Appl. No.: **29/321,451**

(22) Filed: **Jul. 16, 2008**

(51) **LOC (9) Cl.** ..... **03-01**

(52) **U.S. Cl.** ..... **D3/232**

(58) **Field of Classification Search** ..... D3/232-233,  
D3/240-246, 318, 322, 324; 150/100, 103-104,  
150/107-110, 114, 118-119

See application file for complete search history.

(56) **References Cited**

**U.S. PATENT DOCUMENTS**

D55,451 S \* 6/1920 Carraine ..... D3/246  
D548,458 S \* 8/2007 Gregson et al. .... D3/245

\* cited by examiner

*Primary Examiner*—Holly H Baynham

(74) *Attorney, Agent, or Firm*—Laurence A. Greenberg;  
Werner H. Stemer; Ralph E. Locher

(57) **CLAIM**

The ornamental design for a handbag, as shown and described.

**DESCRIPTION**

FIG. 1 is a front, right side perspective view of the handbag, showing our new design;

FIG. 2 is a right side, rear perspective view thereof;

FIG. 3 is a front elevational view thereof; the rear elevation is identical to the front elevation;

FIG. 4 is a bottom plan view thereof;


FIG. 5 is a right side elevational view thereof; the left side elevation is identical to the right side elevation; and,

FIG. 6 is a top plan view of the handbag.

**1 Claim, 6 Drawing Sheets**












FIG. 2





FIG. 3






FIG. 4



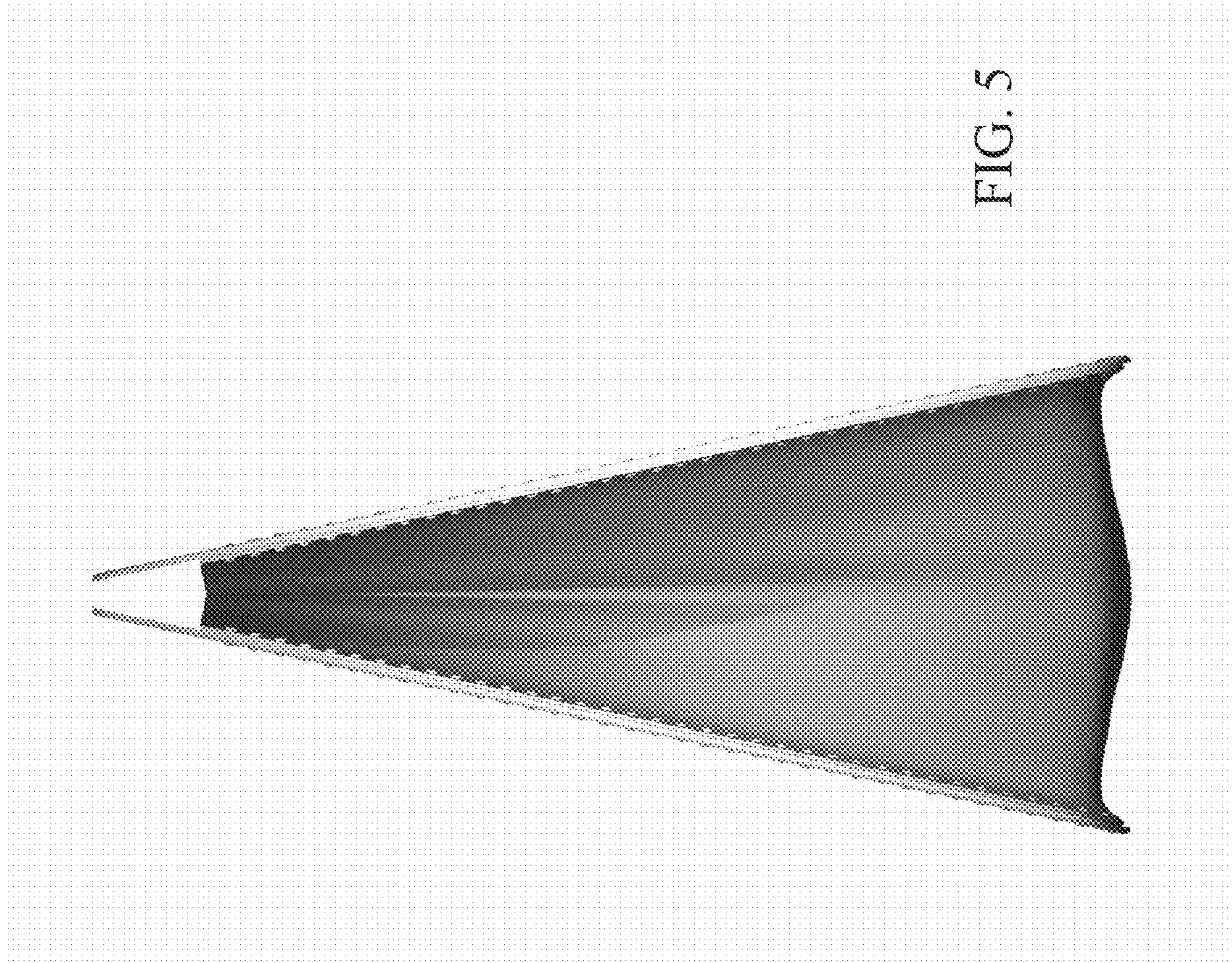


FIG. 5






FIG. 6