



US00D598643S

(12) **United States Design Patent**  
**Lown et al.**

(10) **Patent No.:** **US D598,643 S**

(45) **Date of Patent:** **\*\* Aug. 25, 2009**

(54) **MEMORY STICK CASE**

D571,099 S \* 6/2008 Swartz et al. .... D3/201

(75) Inventors: **Aaron Lown**, Tuxedo, NY (US); **John Roscoe Swartz**, Ridgewood, NJ (US)

\* cited by examiner

*Primary Examiner*—Catherine R Oliver

(73) Assignee: **Built NY, Inc.**, New York, NY (US)

(74) *Attorney, Agent, or Firm*—Fish & Richardson P.C.

(\*\*) Term: **14 Years**

(57) **CLAIM**

(21) Appl. No.: **29/299,739**

The ornamental design for a memory stick case, substantially as shown and described.

(22) Filed: **Jan. 3, 2008**

**DESCRIPTION**

(51) **LOC (9) Cl.** ..... **03-01**

(52) **U.S. Cl.** ..... **D3/201**

(58) **Field of Classification Search** ..... D3/201,  
D3/215, 219, 221, 226, 228, 232–248; 224/240–241,  
224/245, 673–674, 677, 684, 681, 667, 587,  
224/269; 150/100, 107, 110, 137; 190/900  
See application file for complete search history.

FIG. 1 is a front perspective view of the memory stick case.

FIG. 2 is front view of the memory stick case.

FIG. 3 is rear view of the memory stick case.

FIG. 4 a left view of the memory stick case.

FIG. 5 is a right view of the memory stick case.

FIG. 6 is a top view of the memory stick case; and,

FIG. 7 is a bottom view of the memory stick case.

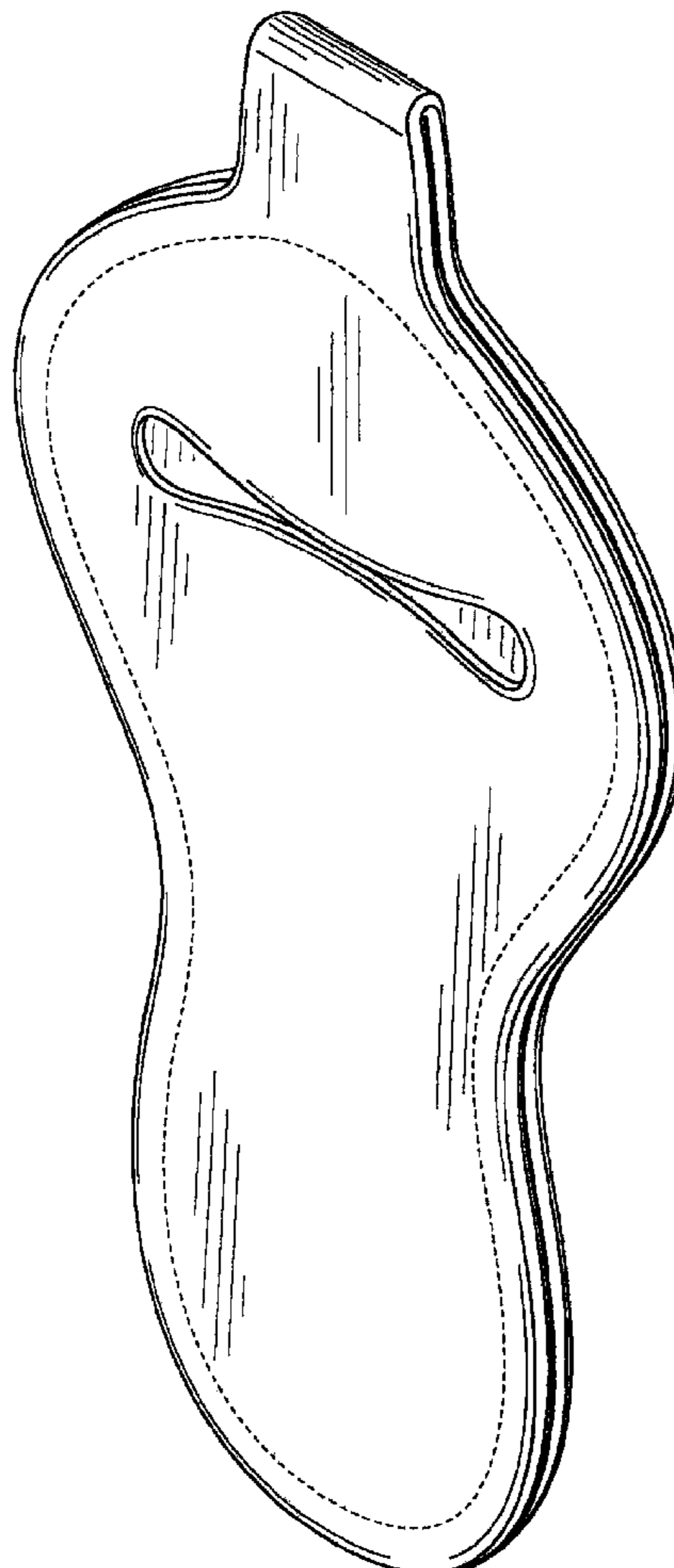
The broken lines which define the bounds of the claimed design form no part thereof.

(56) **References Cited**

**U.S. PATENT DOCUMENTS**

- D280,863 S \* 10/1985 Leath ..... D3/218
- 4,903,745 A \* 2/1990 Roman ..... 224/240
- D407,215 S \* 3/1999 Garrett, III ..... D3/218

**1 Claim, 4 Drawing Sheets**



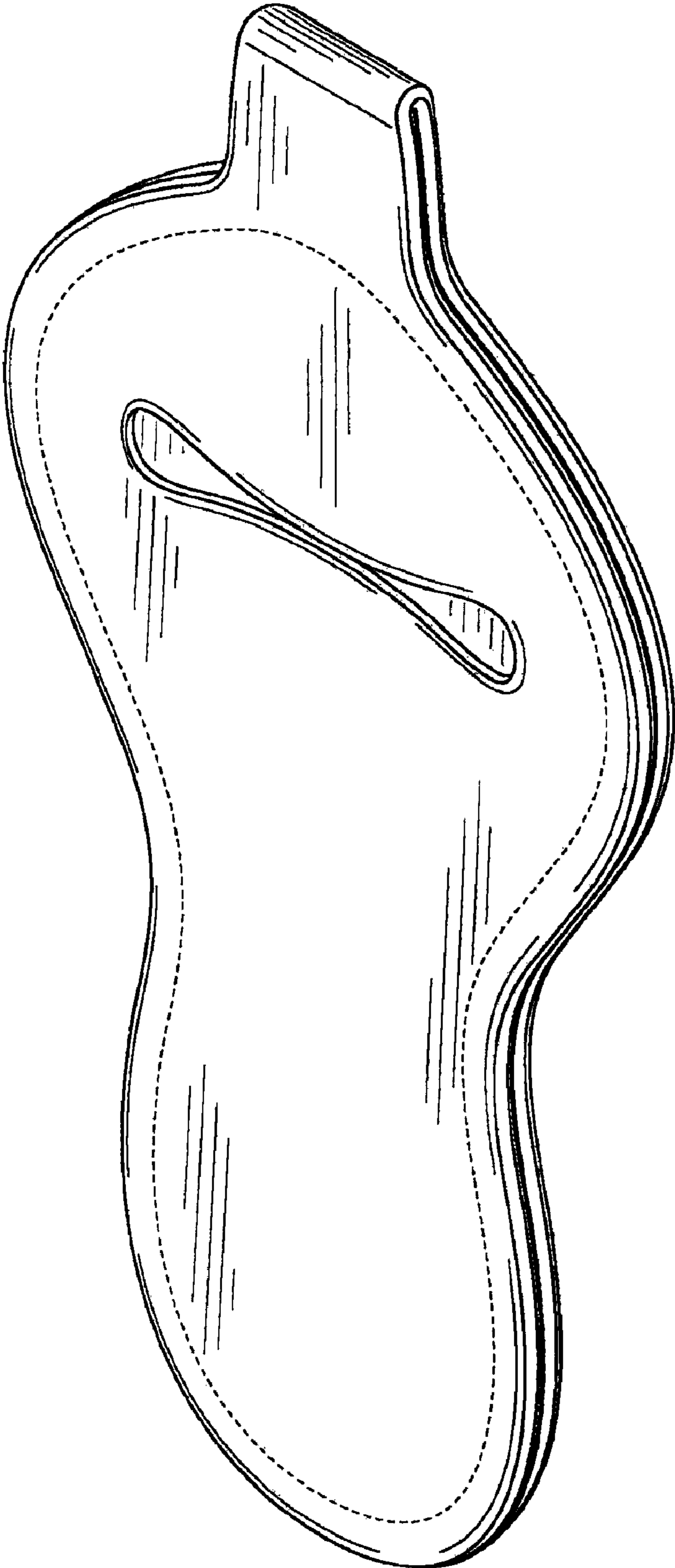


FIG. 1

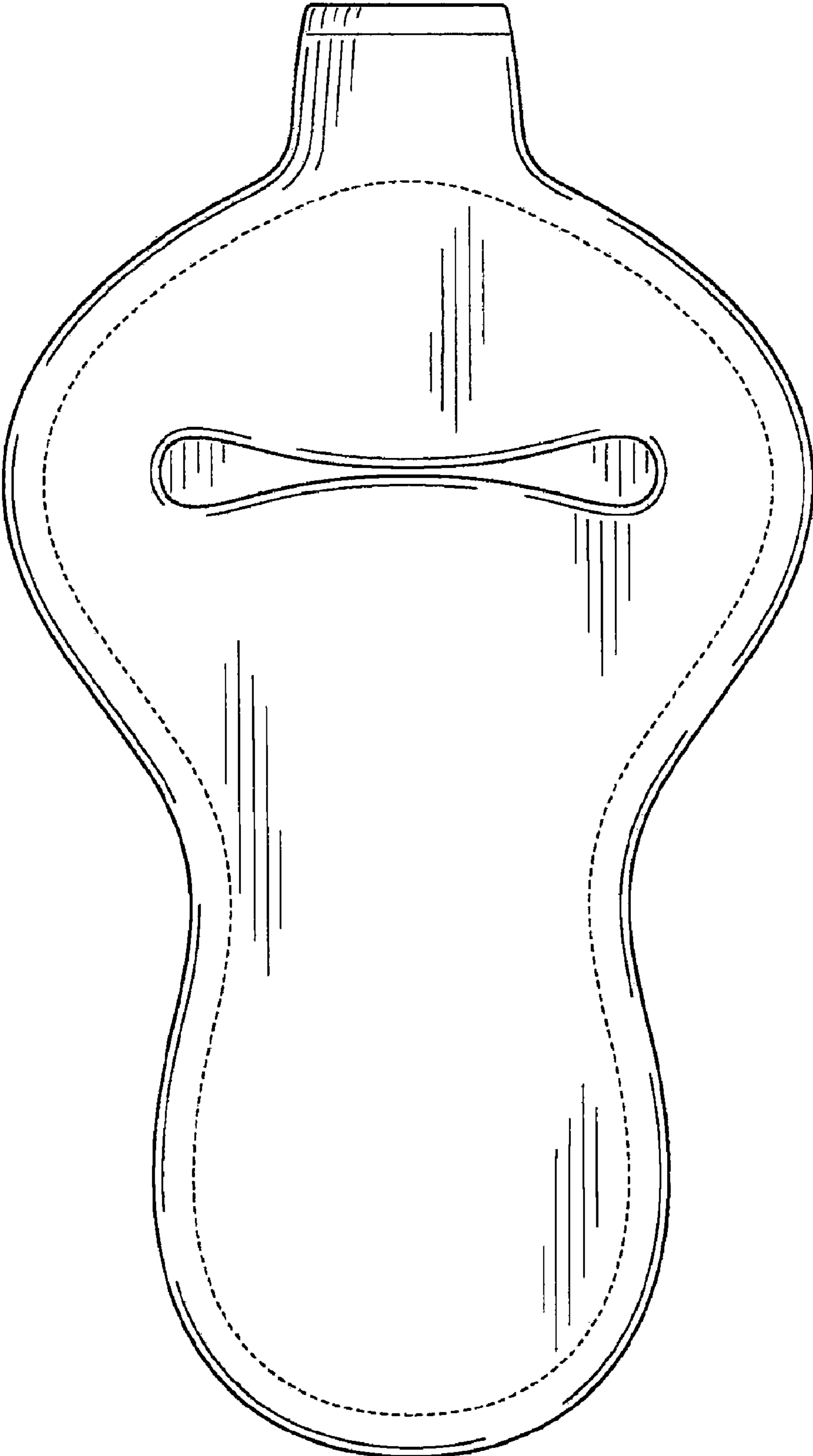


FIG. 2

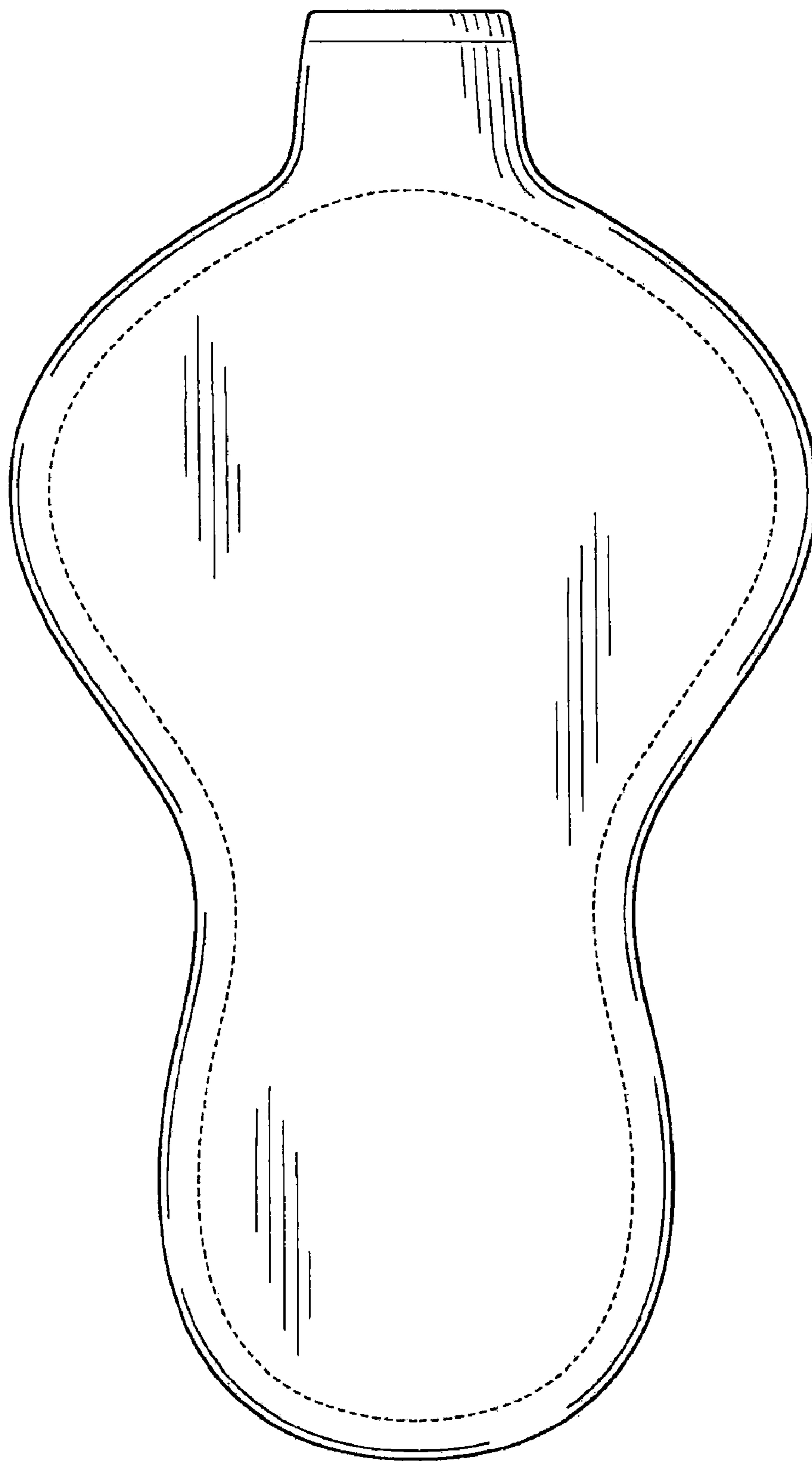


FIG. 3



FIG. 4



FIG. 5




FIG. 6




FIG. 7