



US00D598642S

(12) **United States Design Patent**  
**Plumert**

(10) **Patent No.:** **US D598,642 S**

(45) **Date of Patent:** **\*\* Aug. 25, 2009**

(54) **BOOT CUFF ACCESSORY**

(76) Inventor: **Diane Plumert**, 1898 Shore Dr.,  
Bellbrook, OH (US) 45305

(\*\*) Term: **14 Years**

(21) Appl. No.: **29/306,728**

(22) Filed: **Apr. 15, 2008**

(51) **LOC (9) Cl.** ..... **02-99**

(52) **U.S. Cl.** ..... **D2/976; D2/946; D2/970**

(58) **Field of Classification Search** ..... D2/901,  
D2/909-914, 946, 970, 976, 858, 894, 625;  
2/59, 60, 62, 70; 36/7.2, 2 R, 1, 1.5, 50.1,  
36/101, 136, 132, 71.5, 72 R

See application file for complete search history.

(56) **References Cited**

U.S. PATENT DOCUMENTS

|           |     |         |                 |       |        |
|-----------|-----|---------|-----------------|-------|--------|
| 560,831   | A * | 5/1896  | Barroll         | ..... | D2/901 |
| 1,194,627 | A * | 8/1916  | Hill            | ..... | 2/59   |
| D63,596   | S * | 12/1923 | Tweedie         | ..... | D2/901 |
| 1,613,784 | A * | 1/1927  | Bingaman et al. | ..... | 36/2 R |
| 2,145,061 | A   | 1/1939  | Stuart          |       |        |
| D139,835  | S * | 12/1944 | Rauh            | ..... | D2/901 |
| 2,414,845 | A * | 1/1947  | Wulsin          | ..... | D2/858 |
| 3,304,629 | A   | 2/1967  | Meyers          |       |        |
| D209,385  | S * | 11/1967 | Kay             | ..... | D2/858 |
| 3,435,544 | A * | 4/1969  | Lish            | ..... | 36/2 R |
| D222,224  | S * | 10/1971 | Mickens         | ..... | D2/901 |
| D270,869  | S * | 10/1983 | Kronberg        | ..... | D2/901 |
| 4,771,553 | A   | 9/1988  | Smithdeal       |       |        |
| D335,946  | S * | 6/1993  | Preston         | ..... | D2/901 |
| D345,252  | S * | 3/1994  | Randall         | ..... | D2/901 |
| 5,501,022 | A   | 3/1996  | Cohn            |       |        |
| D396,740  | S   | 8/1998  | Magliulo        |       |        |
| D434,214  | S * | 11/2000 | Burns           | ..... | D2/976 |
| D460,612  | S * | 7/2002  | Duffy           | ..... | D2/976 |
| 6,651,257 | B2  | 11/2003 | Smith           |       |        |
| D505,777  | S * | 6/2005  | Dunlap          | ..... | D2/901 |

|           |      |         |           |       |        |
|-----------|------|---------|-----------|-------|--------|
| D519,719  | S *  | 5/2006  | Perkins   | ..... | D2/901 |
| D546,529  | S *  | 7/2007  | Myskiw    | ..... | D2/901 |
| D555,879  | S *  | 11/2007 | MacMillan | ..... | D2/858 |
| 7,302,711 | B1 * | 12/2007 | Tanenbaum | ..... | 2/59   |

\* cited by examiner

*Primary Examiner*—Dominic Simone

(74) *Attorney, Agent, or Firm*—Dinsmore & Shohl LLP

(57) **CLAIM**

The ornamental design for a boot cuff accessory, as shown and described.

**DESCRIPTION**

FIG. 1 is a front side perspective view of a boot cuff accessory having a decorative part made of cloth folded over an upper portion of a boot and an elastic part tucked inside the boot, wherein the boot forms no part of the claimed invention;

FIG. 2 is a front side perspective view of the boot cuff accessory of FIG. 1 in a folded condition showing the decorative part overlapping the elastic part;

FIG. 3 is front side perspective view of the boot cuff accessory of FIG. 1 in an unfolded condition showing the decorative part and the elastic part;

FIG. 4 is a rear view of the boot accessory of FIG. 1 in an unfolded condition showing the decorative part and the elastic part;

FIG. 5 is a top view of the boot accessory of FIG. 1 in an unfolded condition showing the decorative part surrounding the elastic part;

FIG. 6 is a bottom view of the boot accessory of FIG. 1 in an unfolded condition showing the decorative part around the elastic part; and,

FIGS. 7-10 are each a front side perspective view of the boot cuff accessory of FIG. 1 having the decorative part made of suede, leather, lambs wool, and fur, respectively.

**1 Claim, 9 Drawing Sheets**

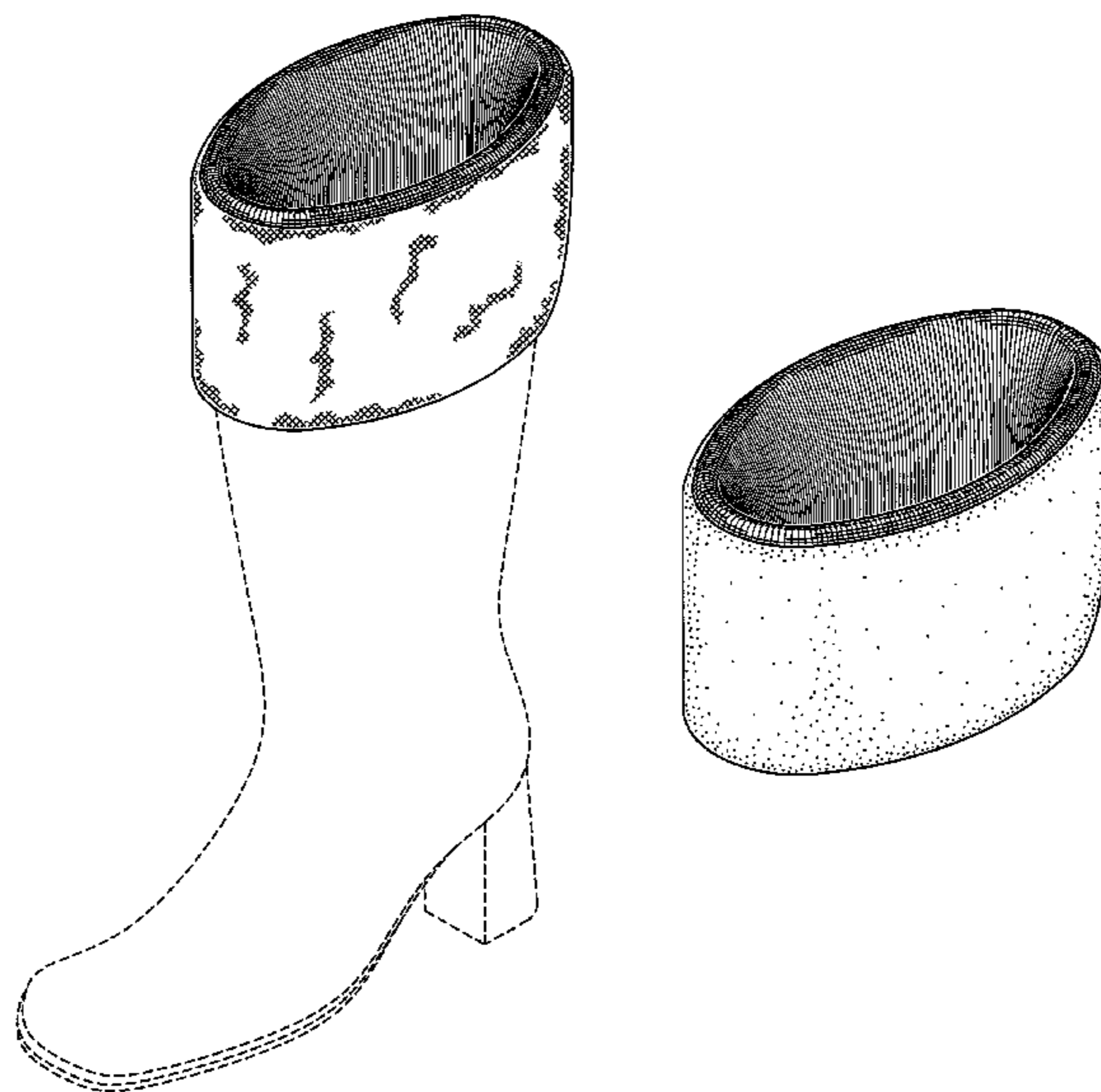




FIG. 1

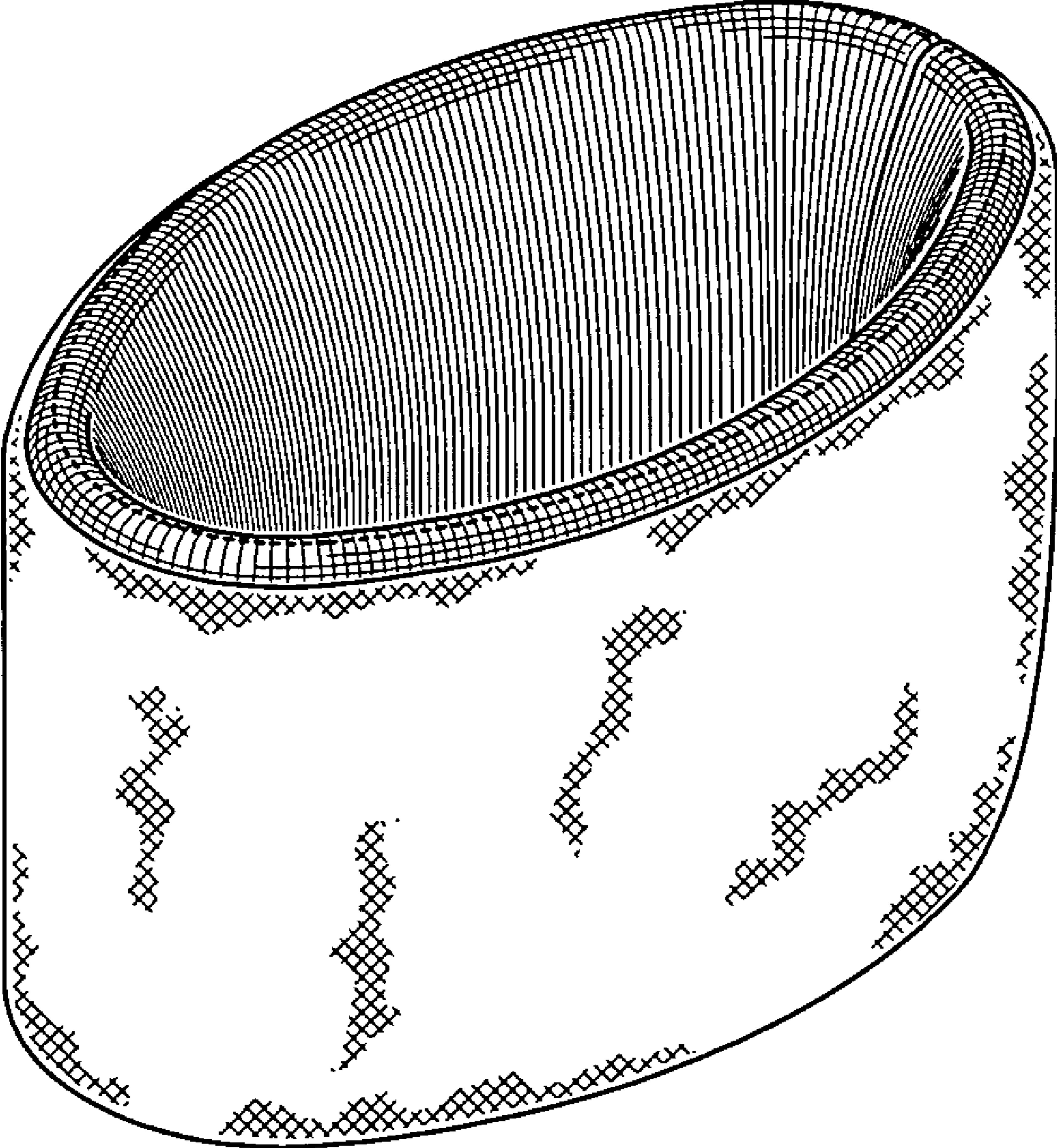


FIG. 2

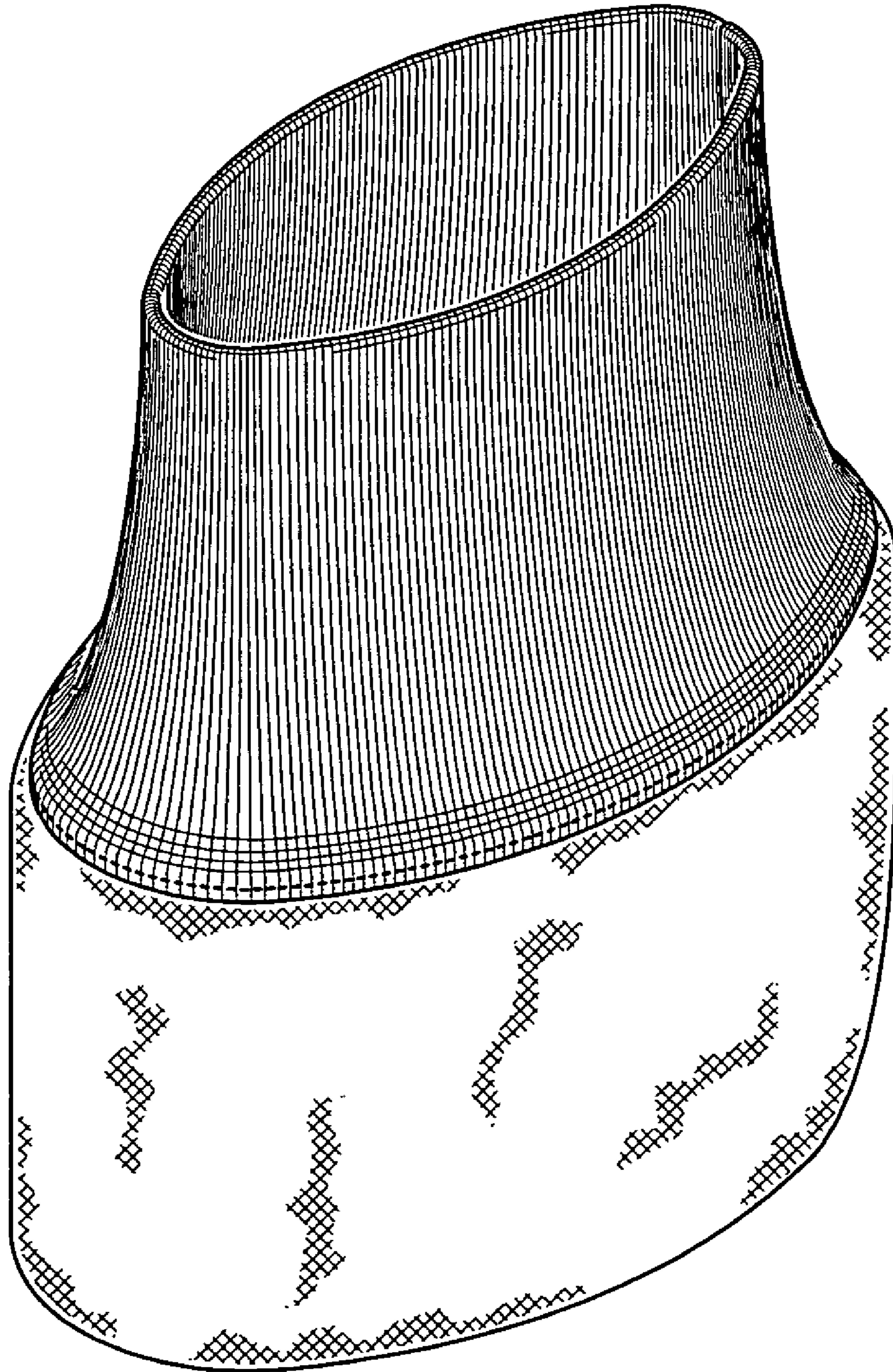


FIG. 3

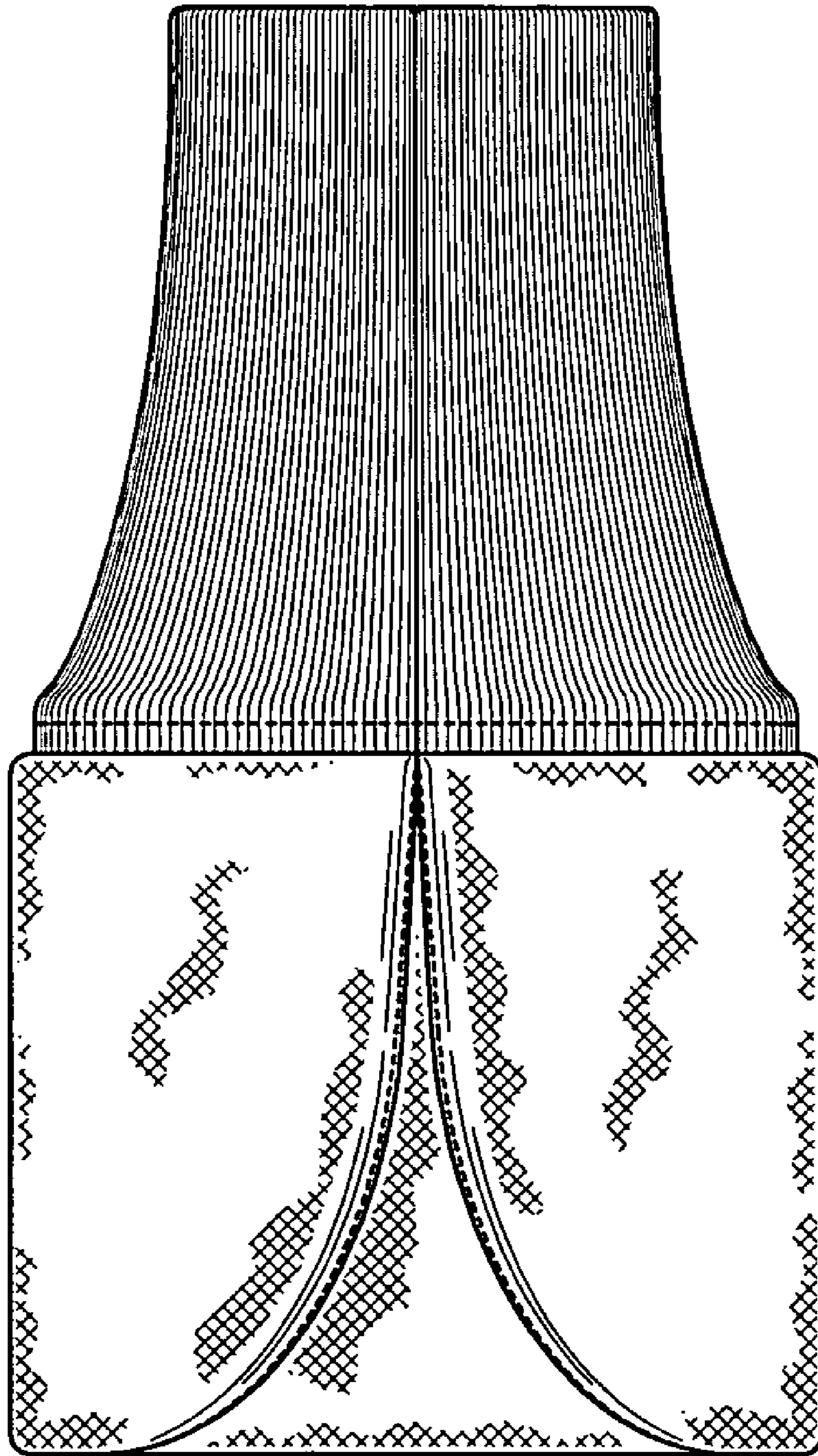


FIG. 4

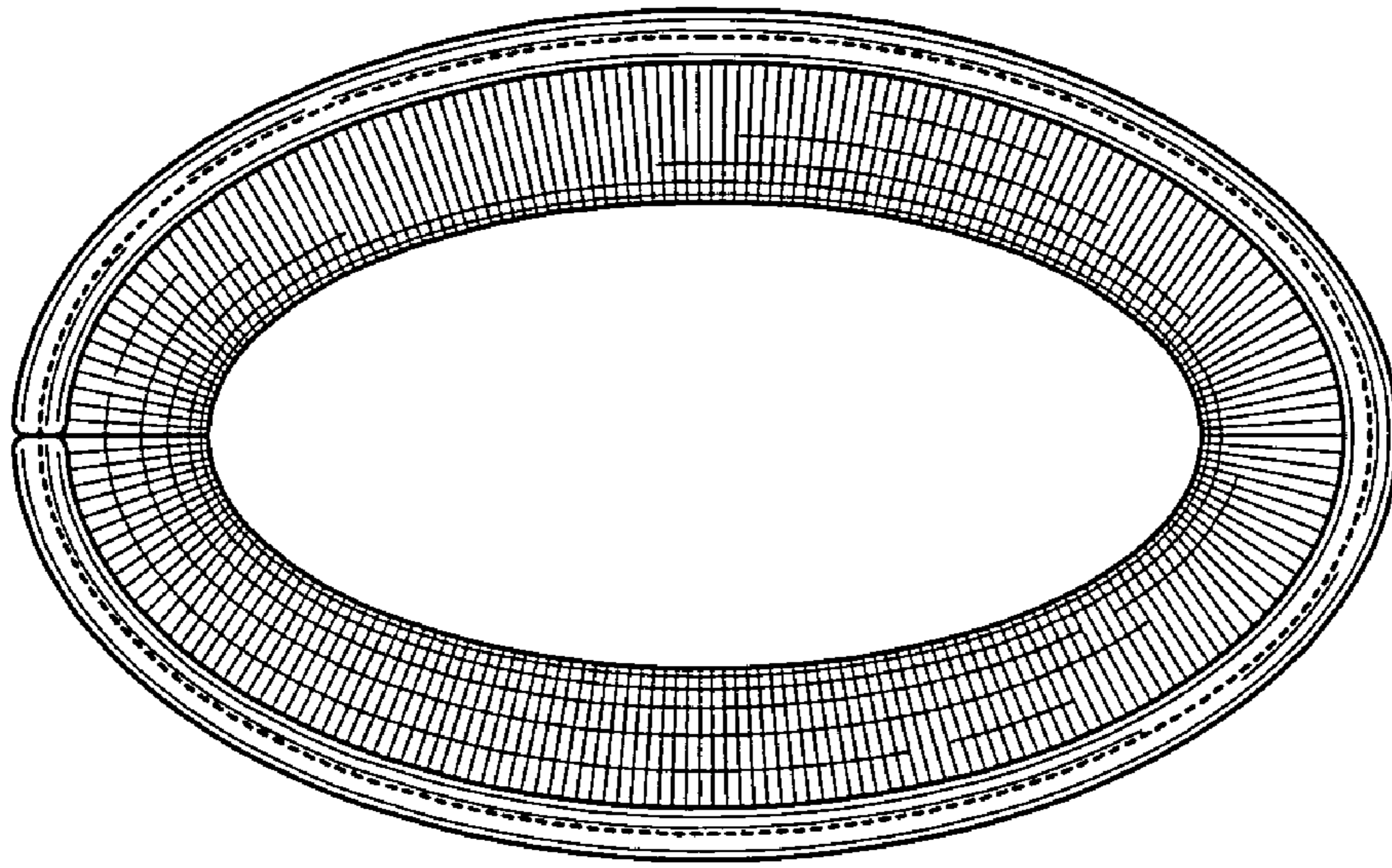


FIG. 6

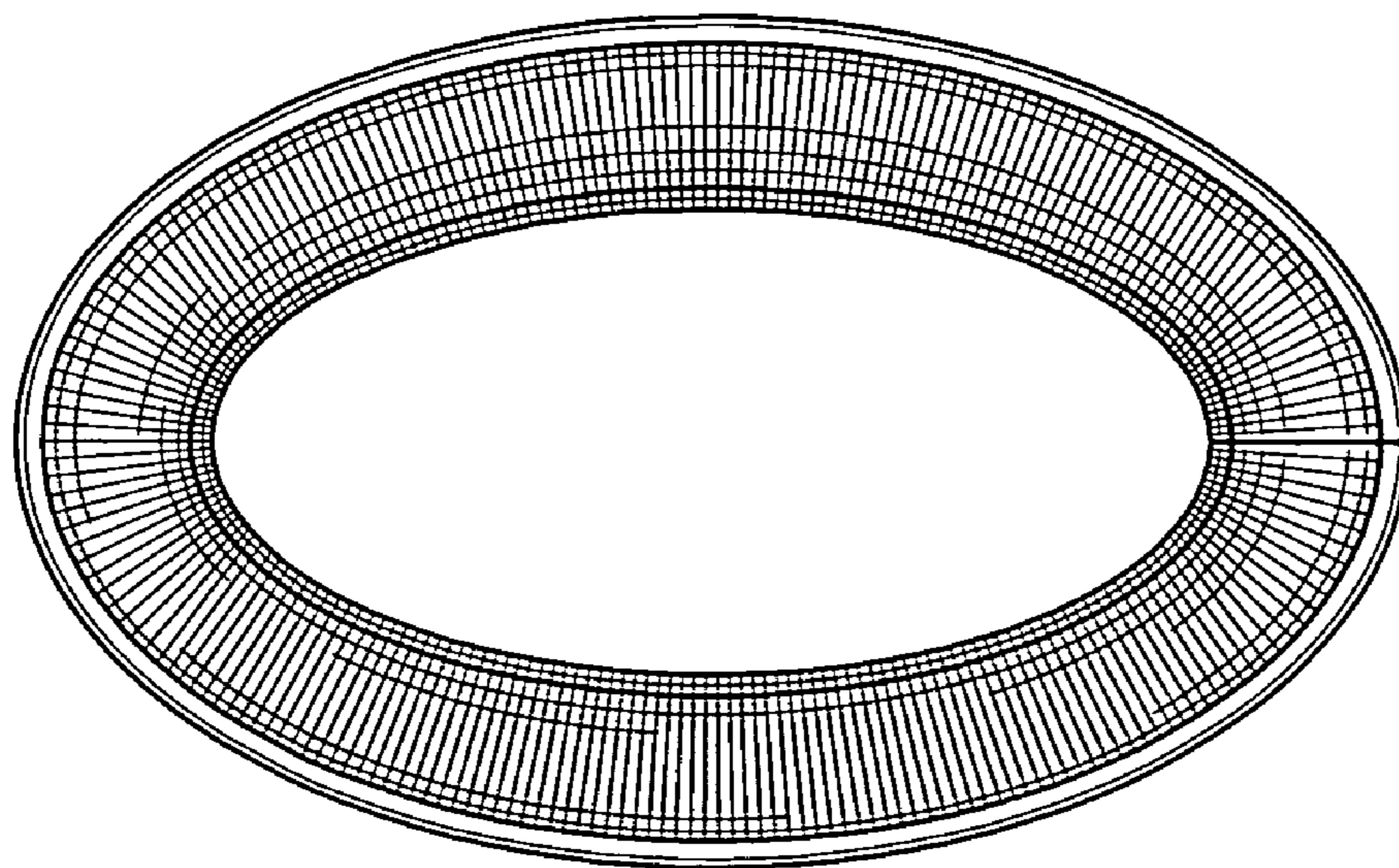


FIG. 5

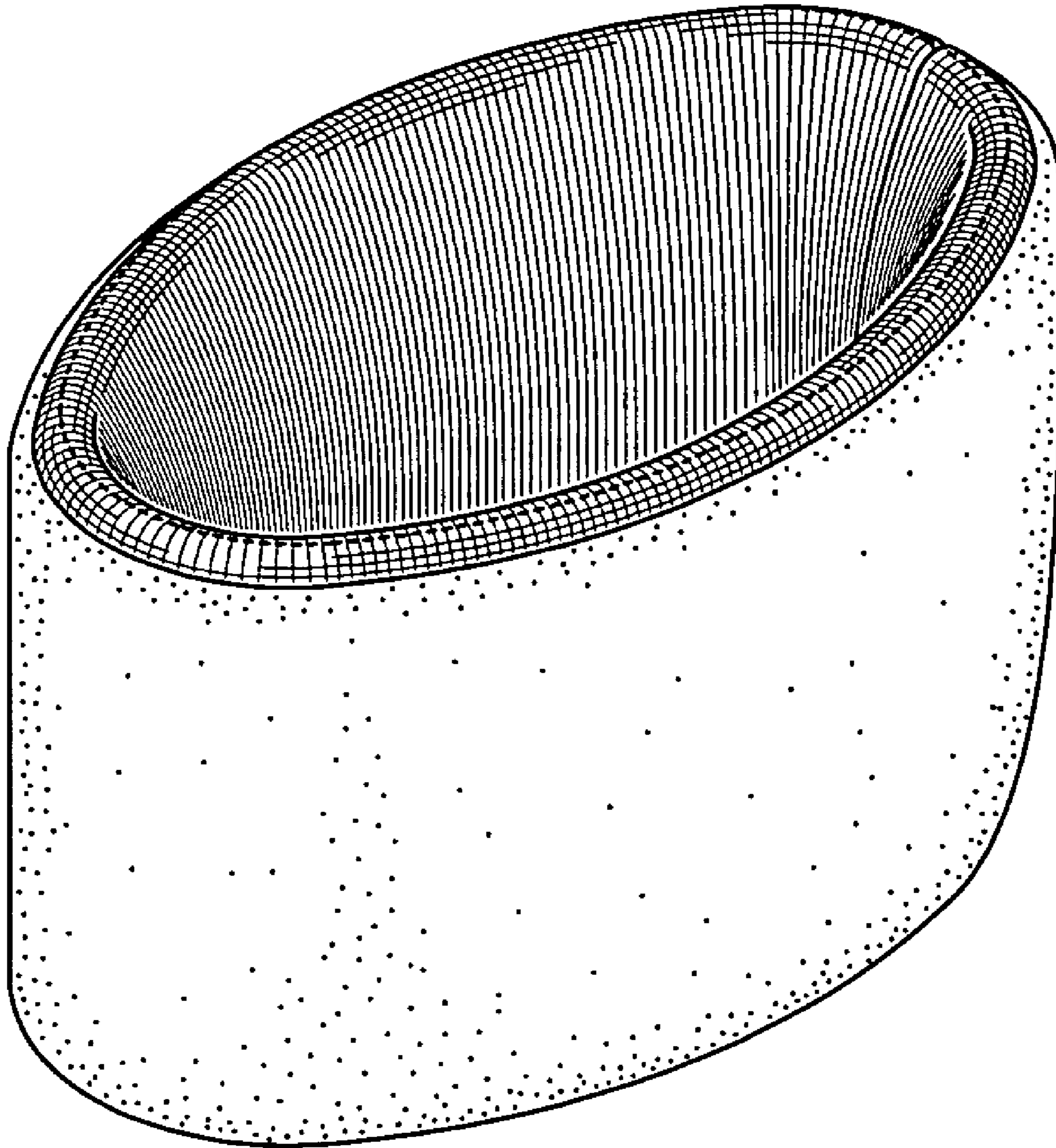


FIG. 7

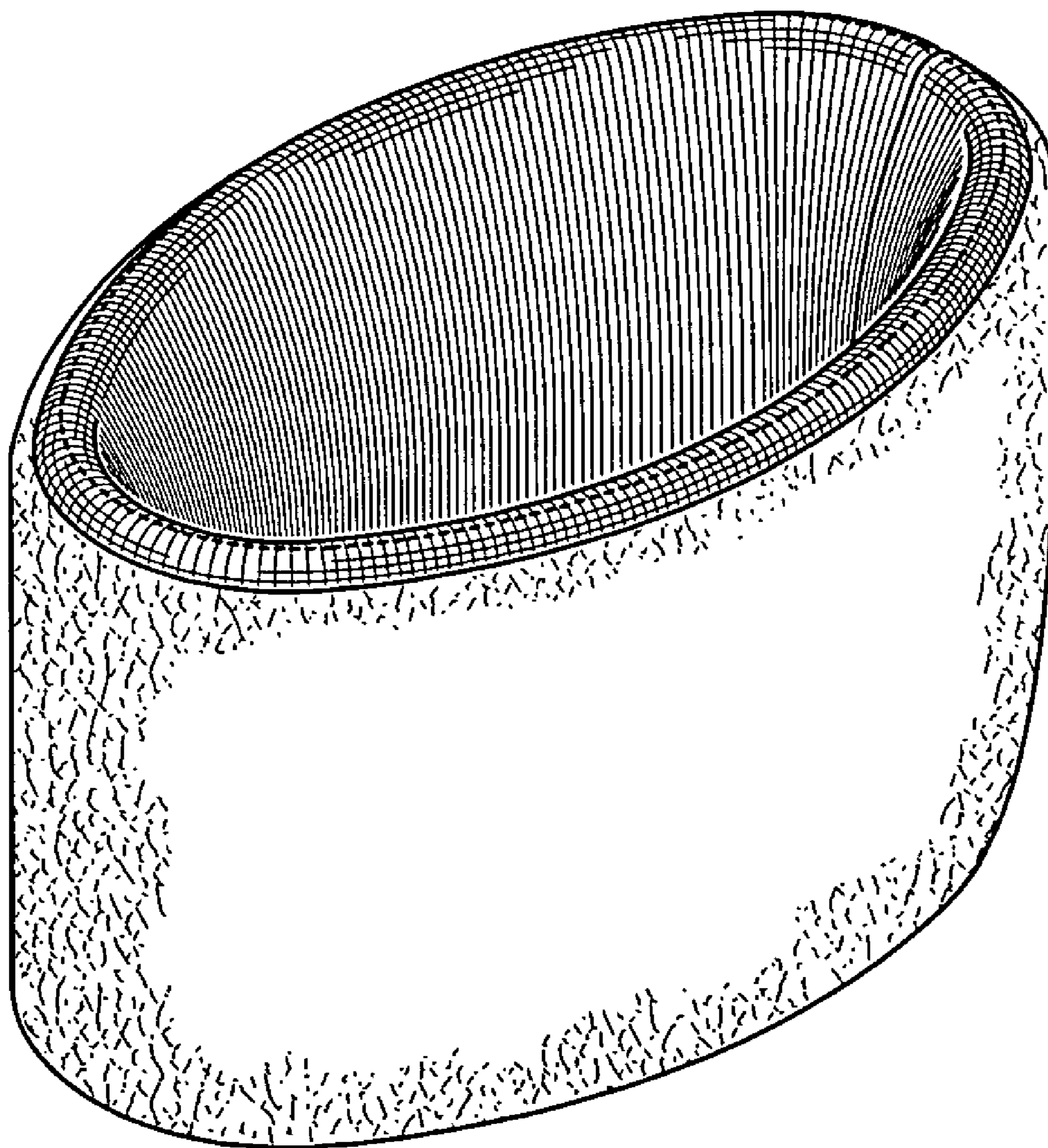


FIG. 8



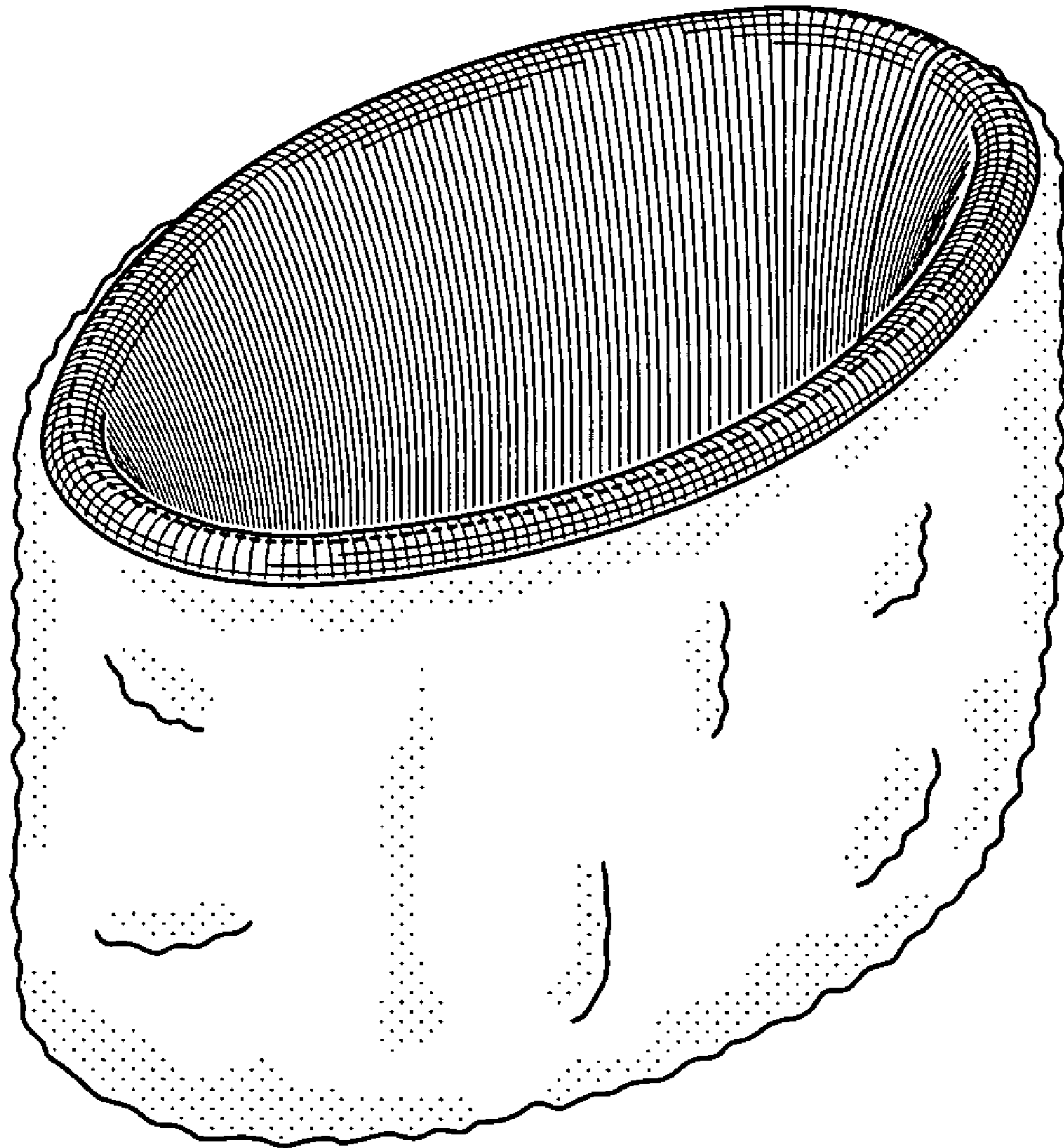


FIG. 9

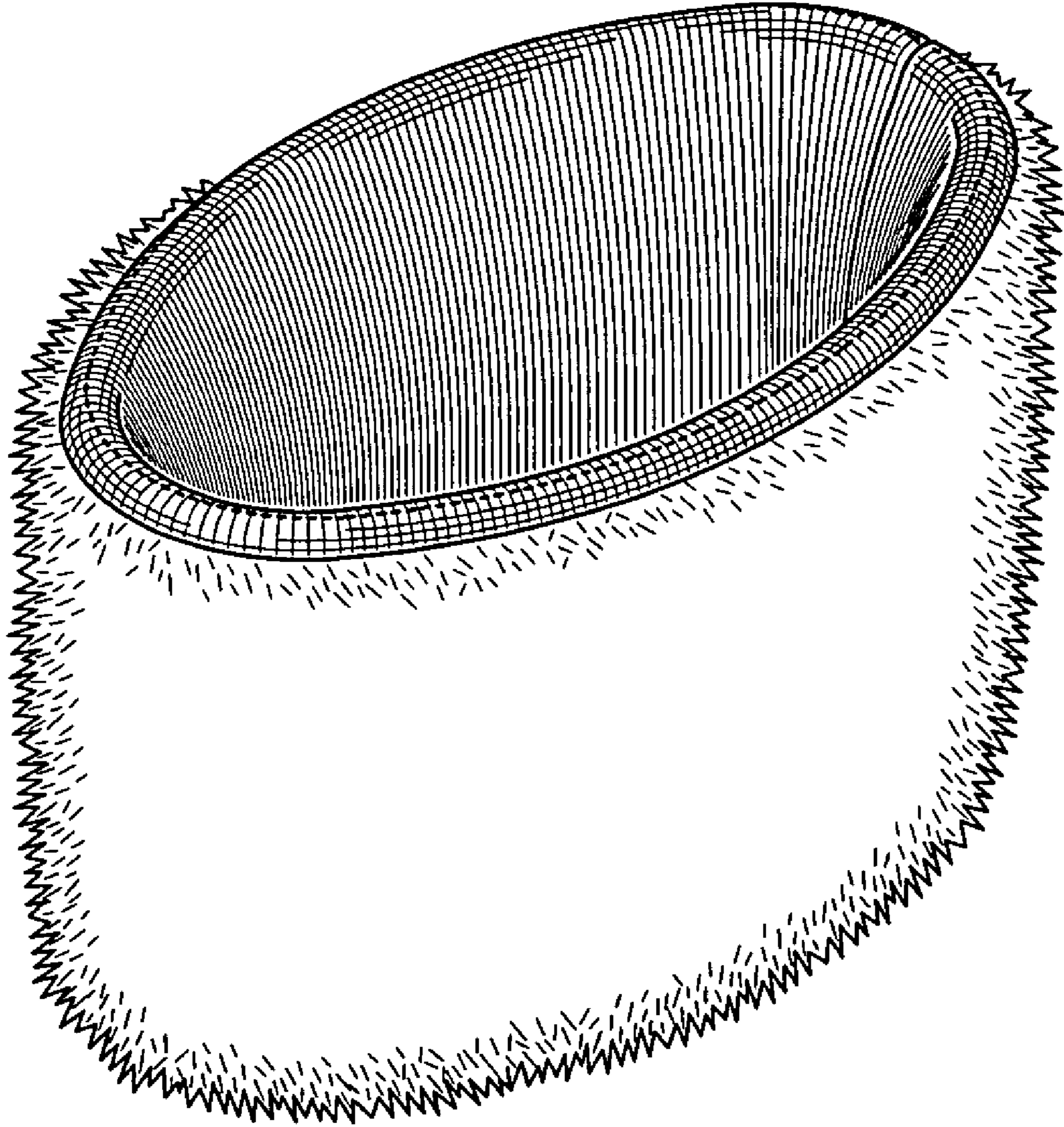


FIG. 10