



US00D598629S

(12) **United States Design Patent**  
**Damron et al.**

(10) **Patent No.:** **US D598,629 S**

(45) **Date of Patent:** **\*\* Aug. 25, 2009**

(54) **FOOD PRODUCT**

(75) Inventors: **Michael S. Damron**, Minneapolis, MN (US); **Jeffrey Strand**, Maple Plain, MN (US)

(73) Assignee: **General Mills, Inc.**, Minneapolis, MN (US)

(\*\*) Term: **14 Years**

(21) Appl. No.: **29/333,007**

(22) Filed: **Mar. 2, 2009**

(51) **LOC (9) Cl.** ..... **01-01**

(52) **U.S. Cl.** ..... **D1/106**

(58) **Field of Classification Search** ..... D1/100, D1/106-115, 127-129, 199; D11/68, 33, D11/106, 80, 95; D24/101-104; D10/9; D7/571, 575, 576, 396.4; 426/104, 803, 426/87, 94, 502-504, 549, 293, 556, 138, 426/128, 619-621, 450, 496; 428/20; D6/597-601; D19/26; D21/386, 484, 505, 622, 621, 627, D21/630; D9/634; D3/208, 271.5  
See application file for complete search history.

(56) **References Cited**

**U.S. PATENT DOCUMENTS**

D270,379 S \* 8/1983 Short et al. .... D24/102  
D275,898 S \* 10/1984 Beychok et al. .... D24/102  
D275,899 S \* 10/1984 Beychok et al. .... D24/102

D374,539 S \* 10/1996 Enrech ..... D1/104  
D420,903 S \* 2/2000 Liberty ..... D9/625  
D442,650 S \* 5/2001 Allen ..... D21/595  
D462,502 S \* 9/2002 Kavanagh ..... D1/109  
D462,503 S \* 9/2002 Kavanagh ..... D1/109  
D462,823 S \* 9/2002 Kavanagh ..... D1/109  
D466,270 S \* 12/2002 Kavanagh ..... D1/109  
D589,956 S \* 4/2009 Barker ..... D14/356  
2002/0015766 A1 \* 2/2002 Baker ..... 426/115

\* cited by examiner

*Primary Examiner*—Cathron C Brooks

*Assistant Examiner*—Barbara Fox

(74) *Attorney, Agent, or Firm*—John A. O’Toole; Doug J. Taylor; Lance Sanders

(57) **CLAIM**

We claim the ornamental design for food product, as shown.

**DESCRIPTION**

FIG. 1 is a perspective view of a food product, according to the present invention;

FIG. 2 is a top plan view of the food product of FIG. 1;

FIG. 3 is a bottom plan view of the food product of FIG. 1;

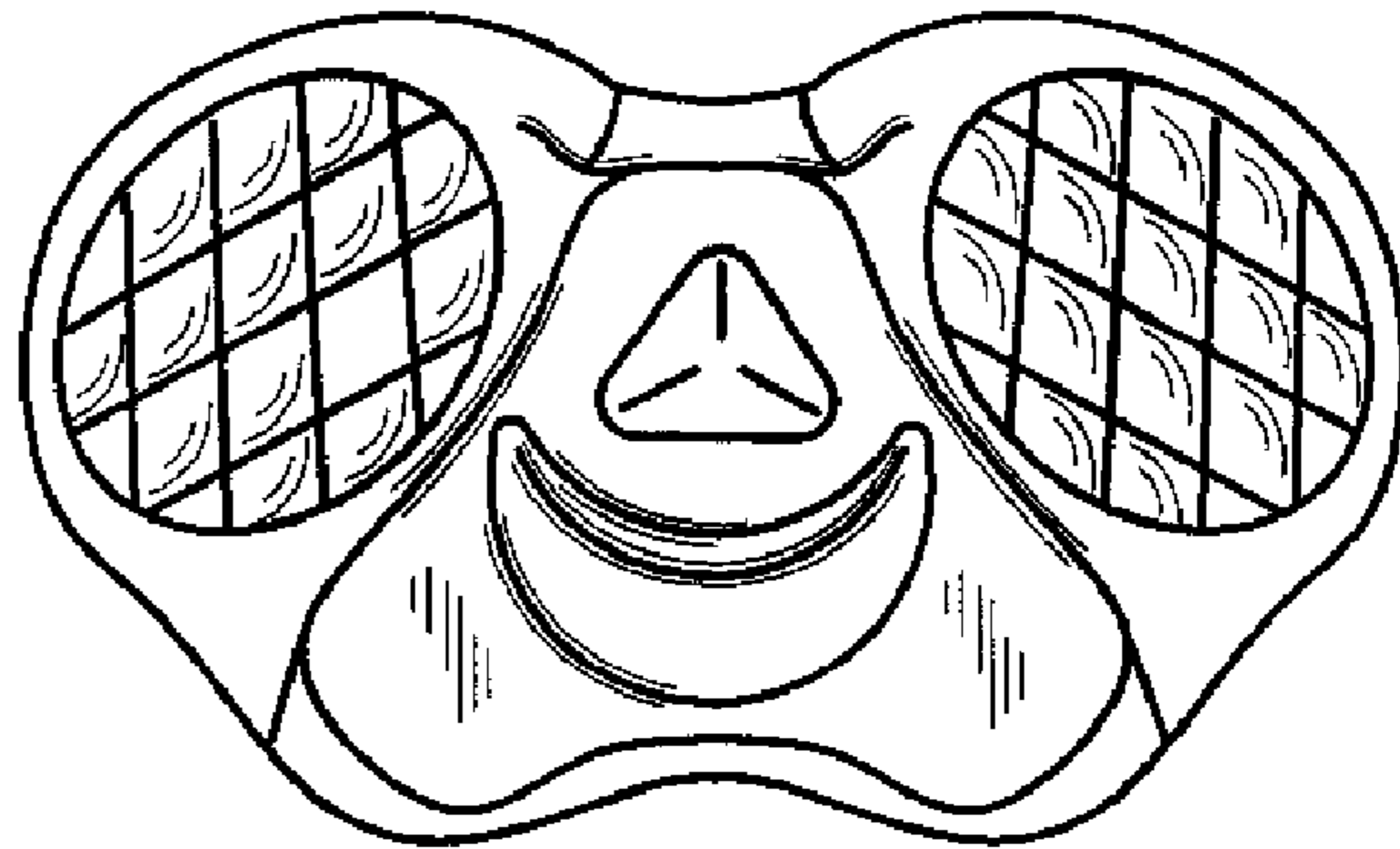
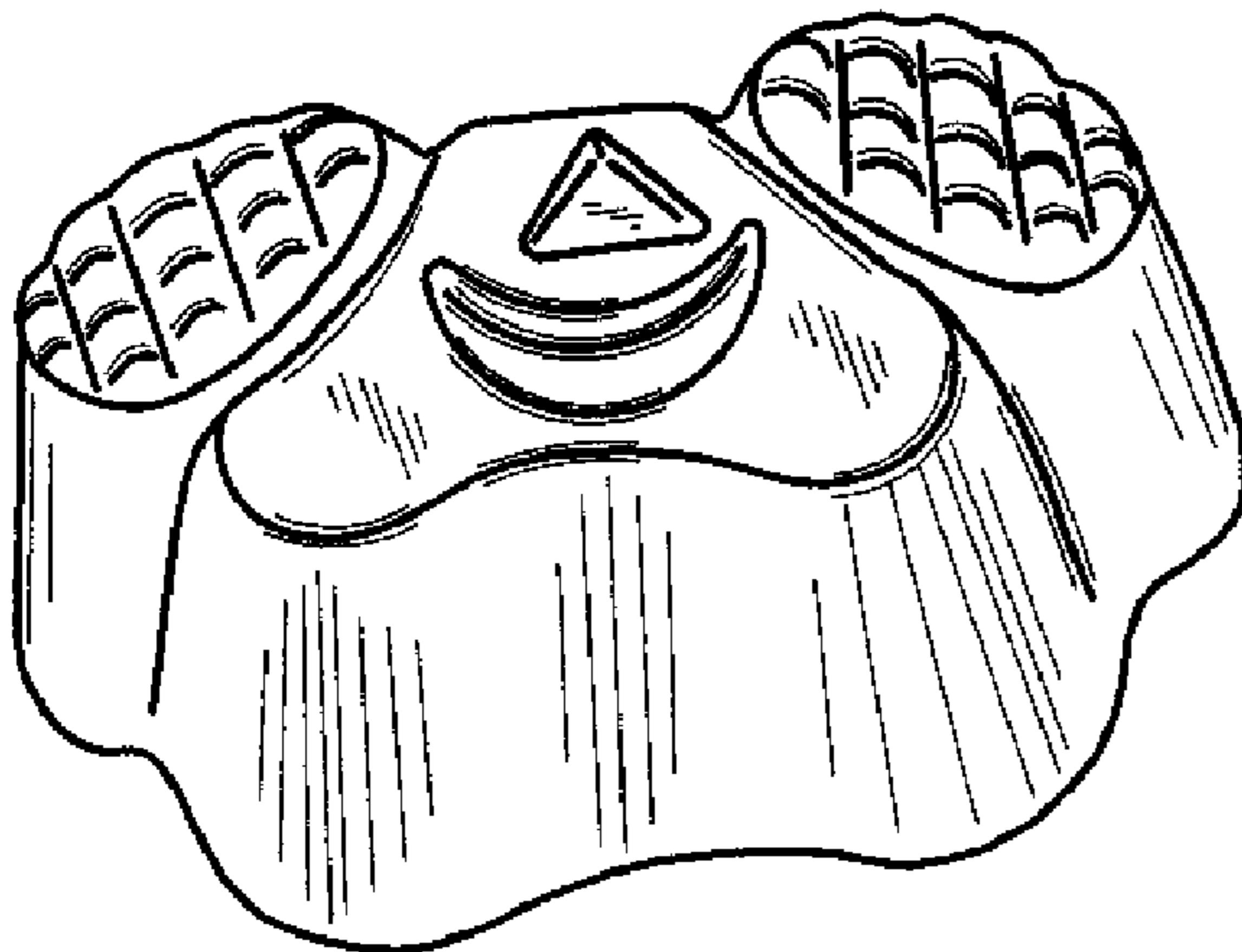
FIG. 4 is a top end view of the food product of FIG. 1;

FIG. 5 is a bottom end view of the food product of FIG. 1;


FIG. 6 is a left side view of the food product of FIG. 1; and,

FIG. 7 is a right side view of the food product of FIG. 1.


**1 Claim, 1 Drawing Sheet**




*FIG. 1*



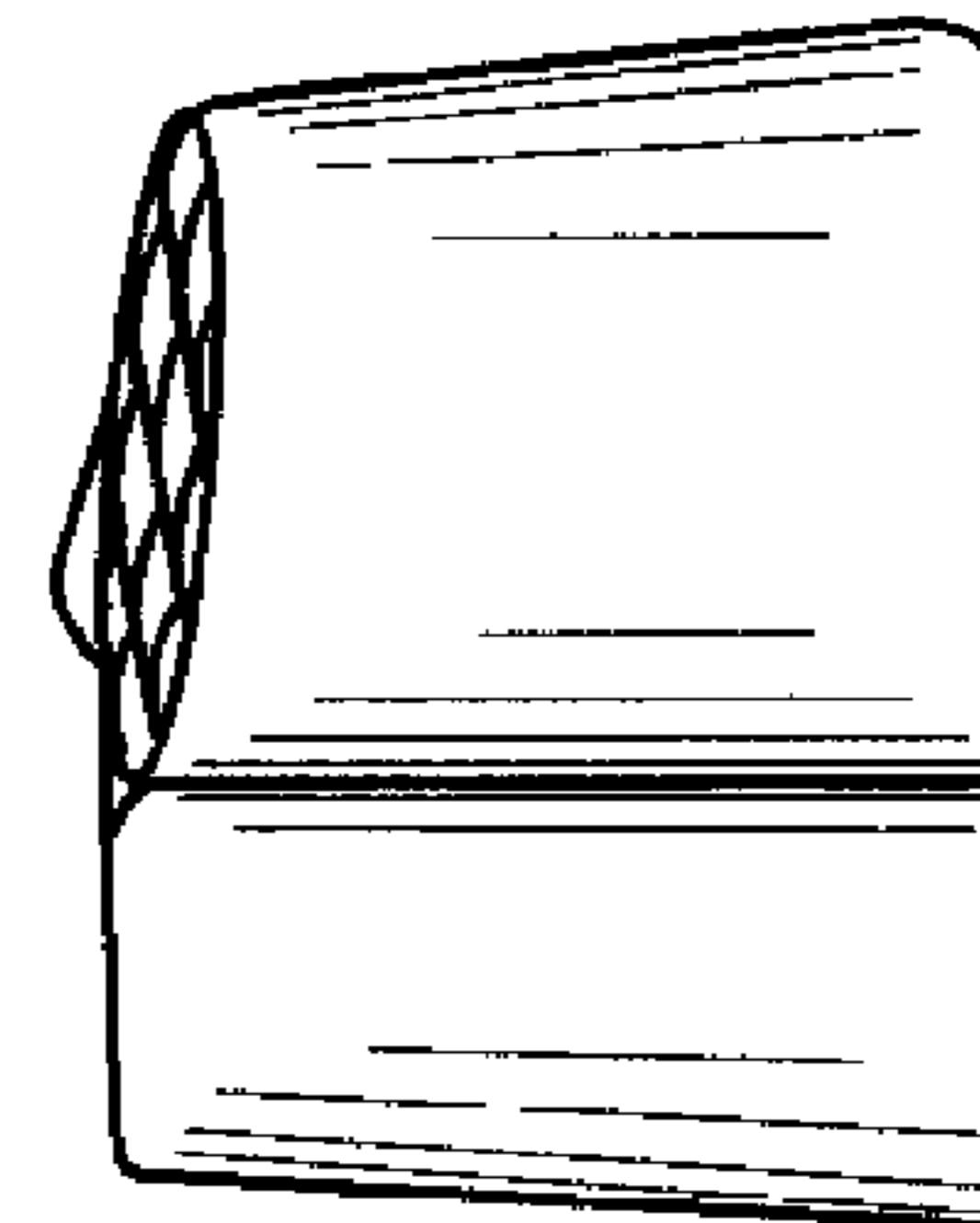
*FIG. 4*



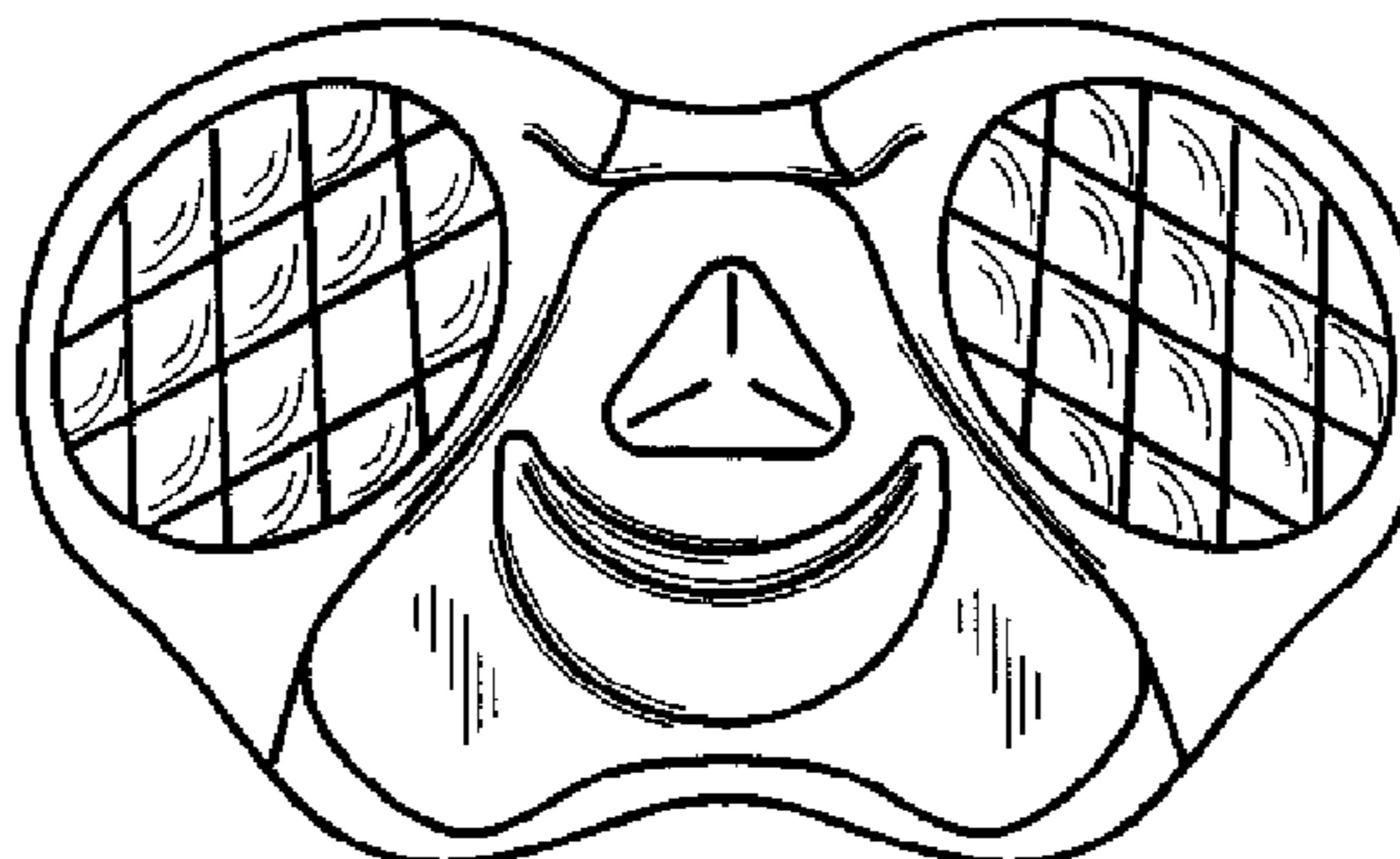
*FIG. 6*




*FIG. 7*



*FIG. 2*



*FIG. 5*



*FIG. 3*

