



US00D598601S

(12) **United States Design Patent**
Chen

(10) **Patent No.:** **US D598,601 S**

(45) **Date of Patent:** **** Aug. 18, 2009**

(54) **PENDENT LIGHT**

(76) Inventor: **Chia-Teh Chen**, 5F., No. 30, Yisian Rd.,
Taipei City (TW)

(**) Term: **14 Years**

(21) Appl. No.: **29/313,665**

(22) Filed: **Jan. 30, 2009**

(51) **LOC (9) Cl.** **26-03**

(52) **U.S. Cl.** **D26/81**

(58) **Field of Classification Search** D26/80–84,
D26/143, 144; 362/147, 404–408

See application file for complete search history.

(56) **References Cited**

U.S. PATENT DOCUMENTS

D66,707 S *	2/1925	Rosenblatt	D26/144
D69,519 S *	2/1926	Logan	D26/81
D71,387 S *	11/1926	Lappin	D26/81
D71,964 S *	2/1927	Friedman	D26/81
D73,239 S *	8/1927	Shapiro	D26/81
D374,102 S *	9/1996	Schonbek	D26/81
D453,229 S *	1/2002	Phillips	D26/81
D535,047 S *	1/2007	Miranda	D26/81
D564,122 S *	3/2008	Young	D26/81

D573,295 S *	7/2008	Brookins	D26/81
D574,108 S *	7/2008	Yando et al.	D26/144

* cited by examiner

Primary Examiner—Clare E Heflin

(74) *Attorney, Agent, or Firm*—Charles E. Baxley

(57) **CLAIM**

The ornamental design for a pendent light, as shown and described.

DESCRIPTION

FIG. 1 is a perspective view of a pendent light of my new design;

FIG. 2 is a front elevational view thereof;

FIG. 3 is a rear elevational view thereof;

FIG. 4 is a left side elevational view thereof;



FIG. 5 is a right side elevational view thereof;

FIG. 6 is a top plan view thereof;

FIG. 7 is a bottom plan view thereof; and,

FIG. 8 is a perspective view of pendent light, the broken lines shown are for illustrative purposes only and form no part of the claimed design.

1 Claim, 8 Drawing Sheets






FIG. 1




FIG. 2




FIG. 3




FIG. 4




FIG. 5

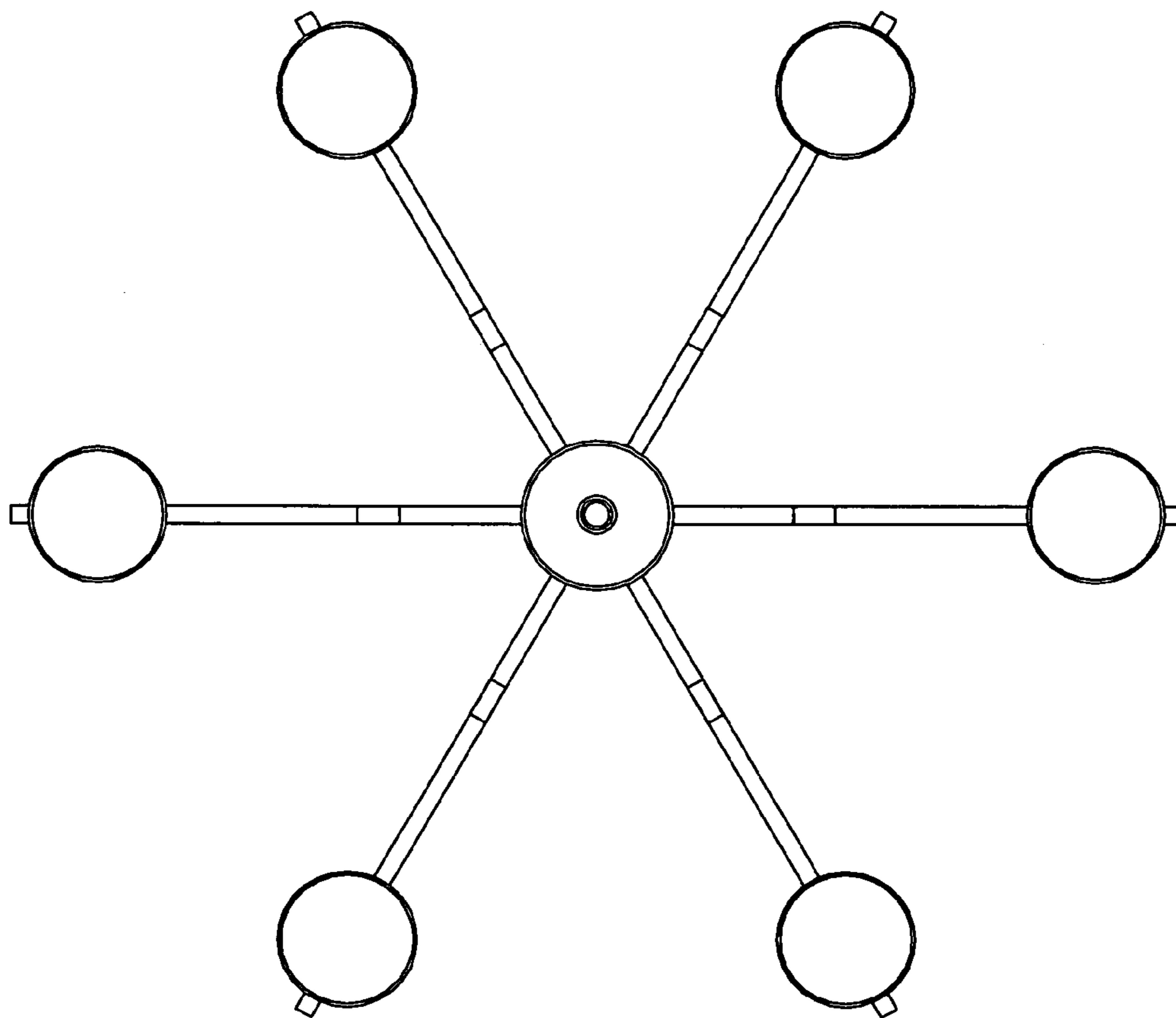


FIG. 6

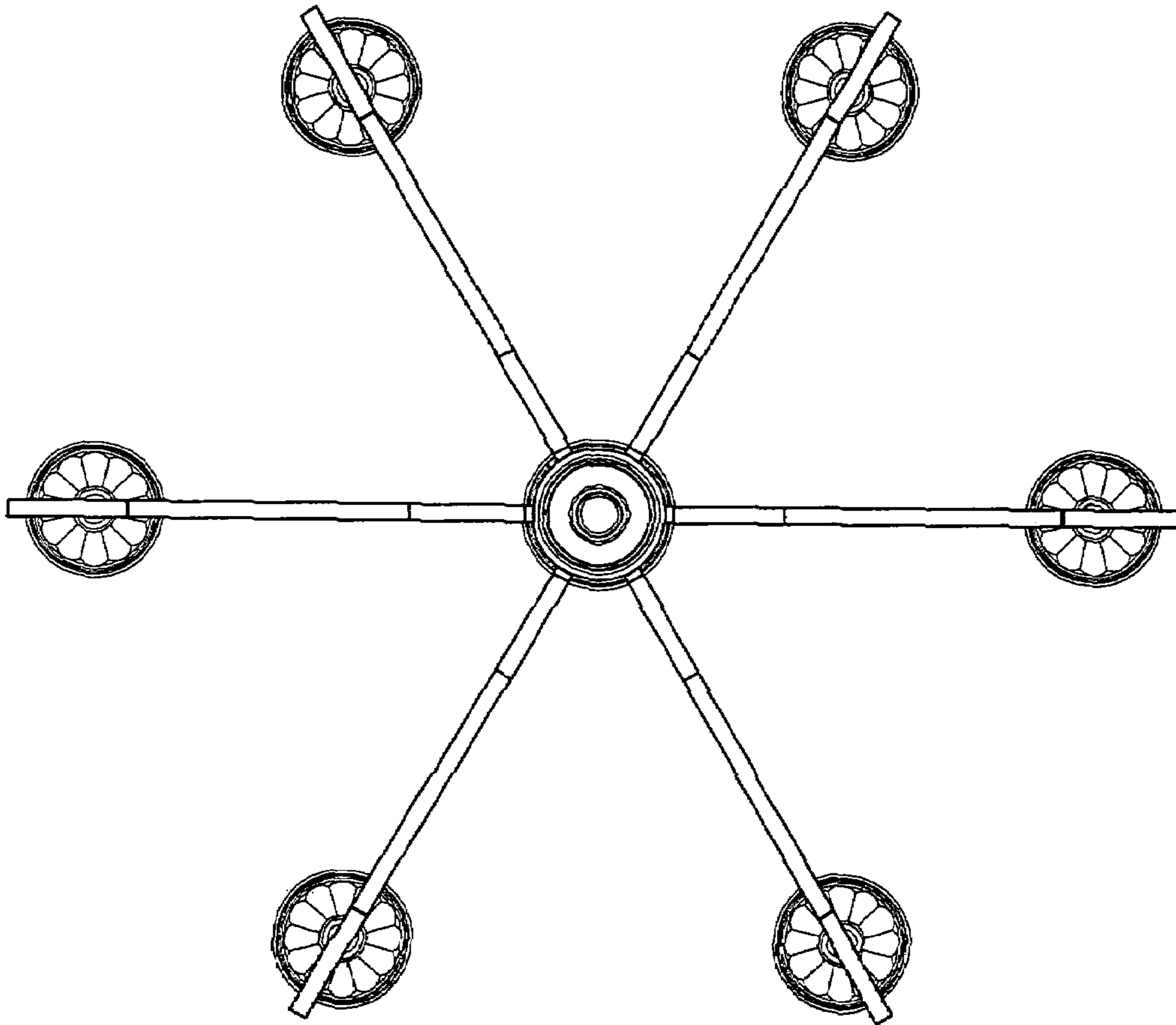


FIG. 7




FIG. 8