



US00D598592S

(12) **United States Design Patent**
Sugiura

(10) **Patent No.:** **US D598,592 S**

(45) **Date of Patent:** **** Aug. 18, 2009**

(54) **REAR COMBINATION LAMP FOR AN
AUTOMOBILE**

D561,357 S * 2/2008 Leclercq D26/28
D574,524 S * 8/2008 Tomatsu D26/28

(75) Inventor: **Ryo Sugiura**, Wako (JP)

* cited by examiner

(73) Assignee: **Honda Motor Co., Ltd.**, Tokyo (JP)

Primary Examiner—Marcus A. Jackson

(**) Term: **14 Years**

(74) *Attorney, Agent, or Firm*—Westerman, Hattori, Daniels
& Adrian, LLP.

(21) Appl. No.: **29/333,056**

(57) **CLAIM**

(22) Filed: **Mar. 2, 2009**

What is claimed is; the ornamental design for, a rear combination lamp for an automobile, as shown and described.

(30) **Foreign Application Priority Data**

Aug. 28, 2008 (JP) 2008-022169

DESCRIPTION

(51) **LOC (9) Cl.** **26-06**

(52) **U.S. Cl.** **D26/28**

(58) **Field of Classification Search** D26/28-36;
362/459-468, 475-478, 485-487
See application file for complete search history.

FIG. 1 is a perspective view of a rear combination lamp for an automobile, showing our new design;

FIG. 2 is a front elevation view thereof;

FIG. 3 is a top plan view thereof; and,

FIG. 4 is a right side elevation view thereof.

The broken lines are for illustrative purposes only and form no part of the claimed design.

(56) **References Cited**

U.S. PATENT DOCUMENTS

D553,268 S * 10/2007 Pfeiffer D26/28
D553,269 S * 10/2007 Pfeiffer et al. D26/28

1 Claim, 4 Drawing Sheets

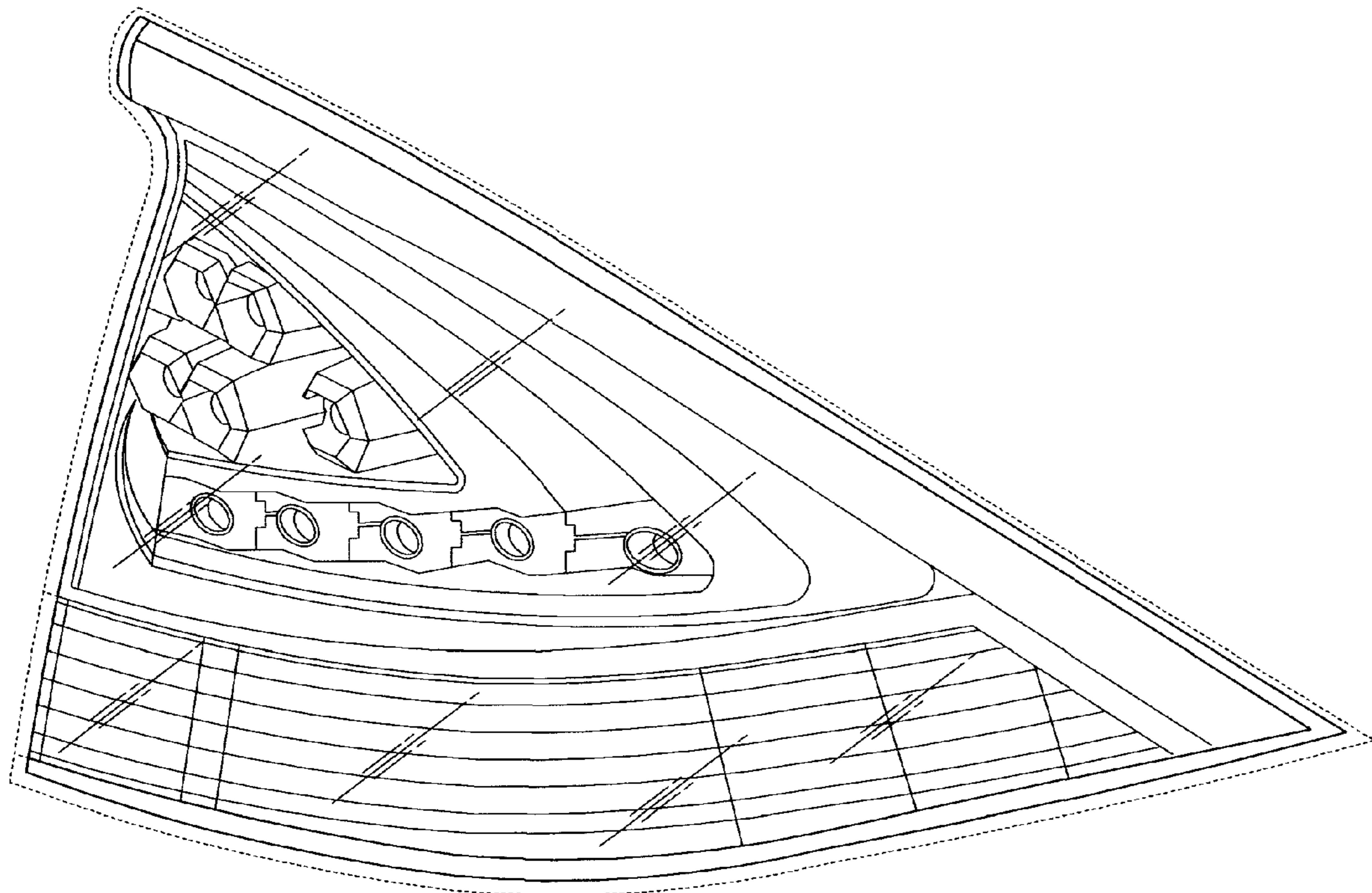


FIG. 1

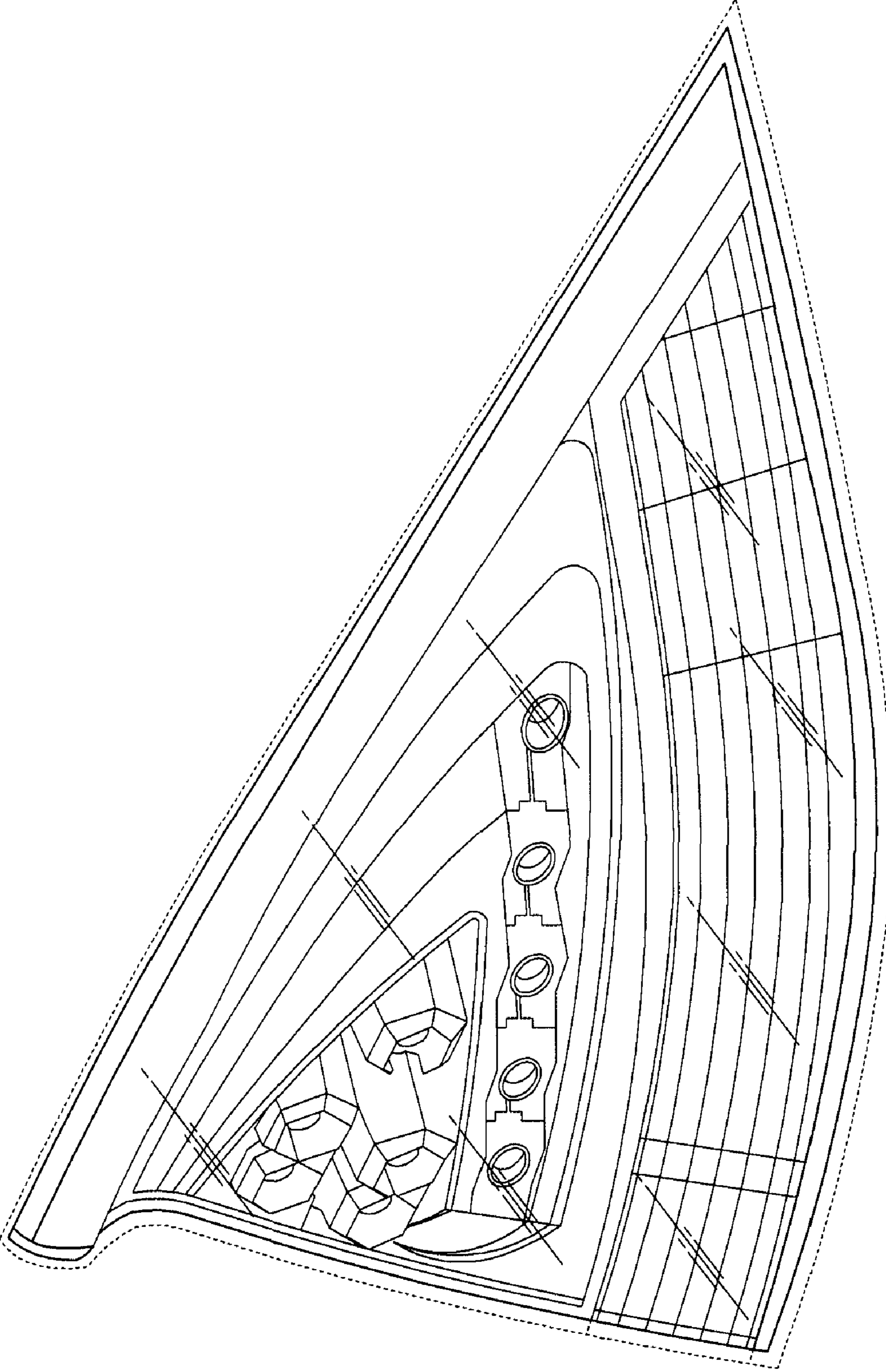


FIG. 2




FIG. 3

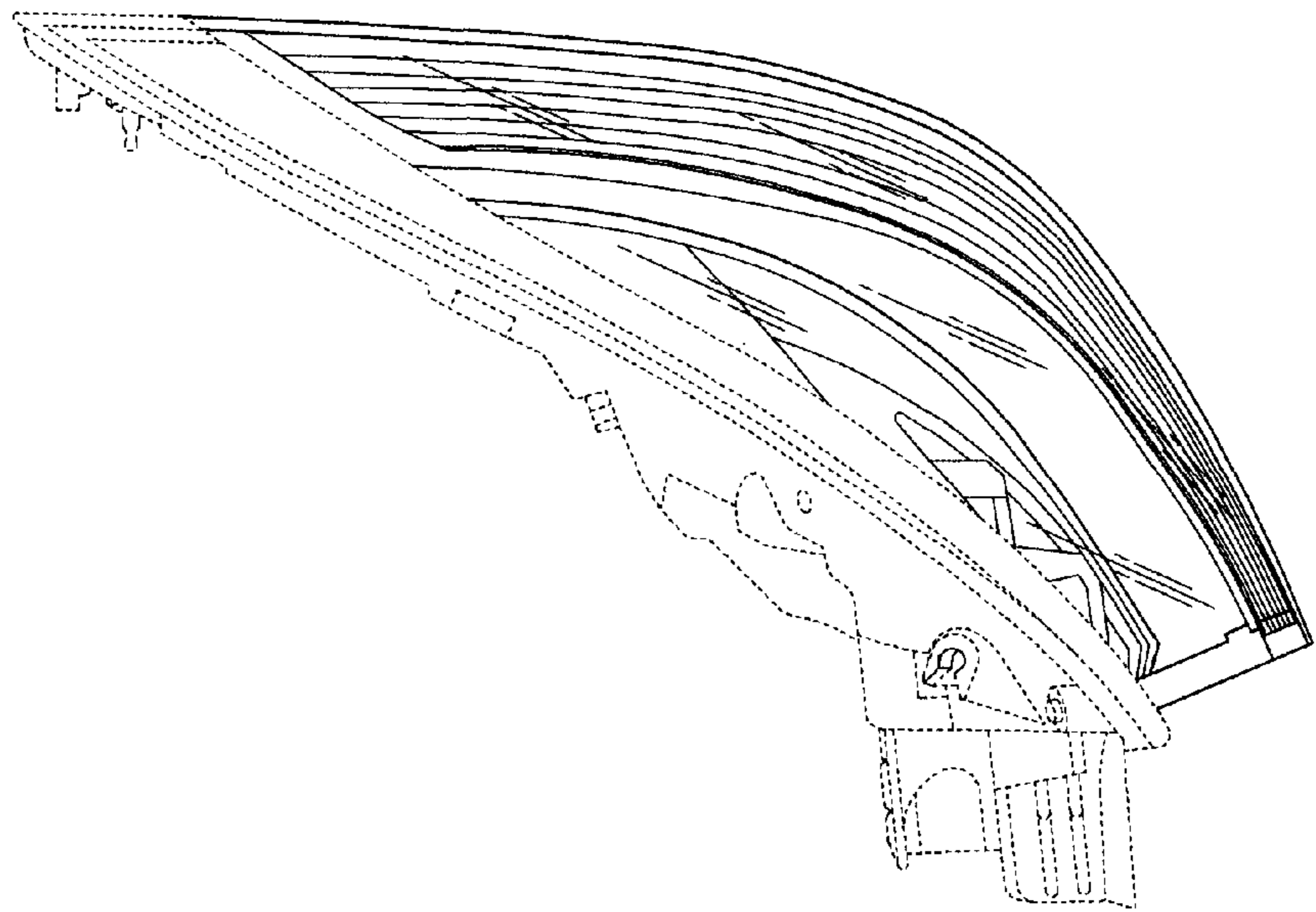


FIG. 4

