



US00D598589S

(12) **United States Design Patent**  
**Kasai**

(10) **Patent No.:** **US D598,589 S**

(45) **Date of Patent:** **\*\* Aug. 18, 2009**

(54) **REAR COMBINATION LAMP FOR VEHICLE**

(75) Inventor: **Gou Kasai**, Atsugi (JP)

(73) Assignee: **Nissan Motor Co., Ltd.**, Yokohama-shi (JP)

(\*\*) Term: **14 Years**

(21) Appl. No.: **29/332,218**

(22) Filed: **Feb. 11, 2009**

(30) **Foreign Application Priority Data**

Sep. 1, 2008 (JP) ..... 2008-022413

(51) **LOC (9) Cl.** ..... **26-06**

(52) **U.S. Cl.** ..... **D26/28**

(58) **Field of Classification Search** ..... D26/28-36;  
362/459-468, 475-478, 485-487

See application file for complete search history.

(56) **References Cited**

**U.S. PATENT DOCUMENTS**

D550,380 S \* 9/2007 Lin ..... D26/28

D550,383 S \* 9/2007 Asai ..... D26/28

\* cited by examiner

*Primary Examiner*—Marcus A. Jackson

(74) *Attorney, Agent, or Firm*—Foley & Lardner LLP

(57) **CLAIM**

The ornamental design for a rear combination lamp for vehicle, as shown and described.

**DESCRIPTION**

FIG. 1 is a right top perspective view of a rear combination lamp for vehicle;

FIG. 2 is a front view thereof;

FIG. 3 is a rear view thereof;

FIG. 4 is a top plan view thereof;

FIG. 5 is a bottom plan view thereof;

FIG. 6 is a left side view thereof;

FIG. 7 is a right side view thereof;

FIG. 8 is a right top perspective view thereof showing the article with its outer lens removed;

FIG. 9 is a left bottom perspective view thereof; and,

FIG. 10 is a left bottom perspective view thereof showing the article with its outer lens removed.

**1 Claim, 3 Drawing Sheets**




Fig.1




Fig.2




Fig.3




Fig.4

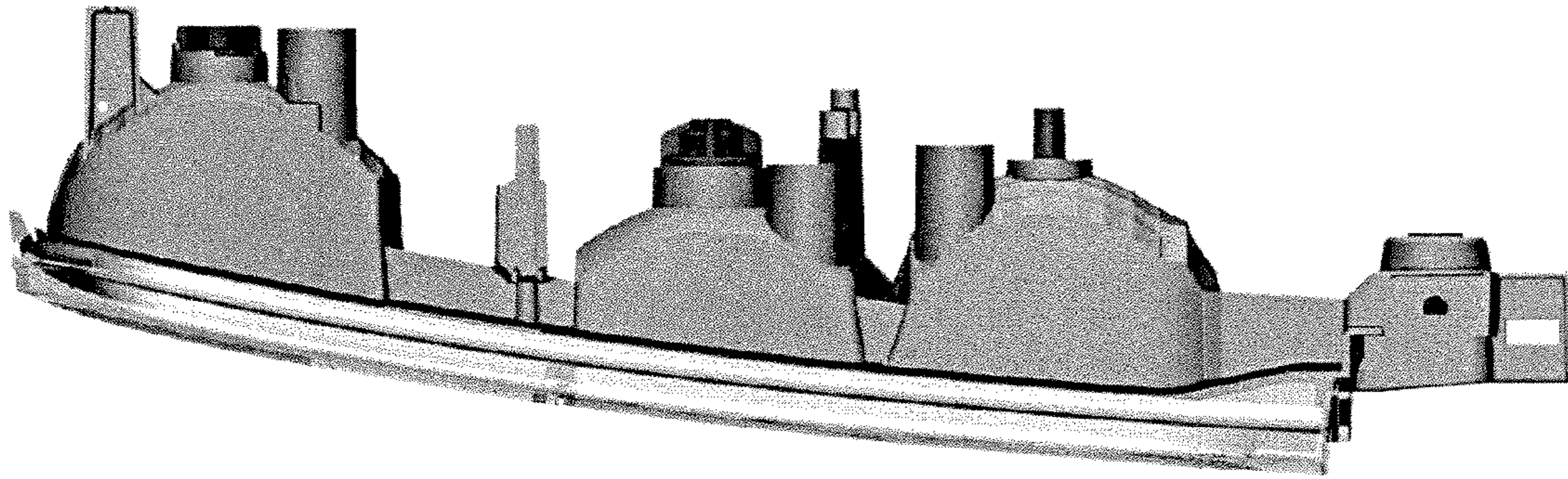


Fig.5




Fig.6




Fig.7




Fig.8

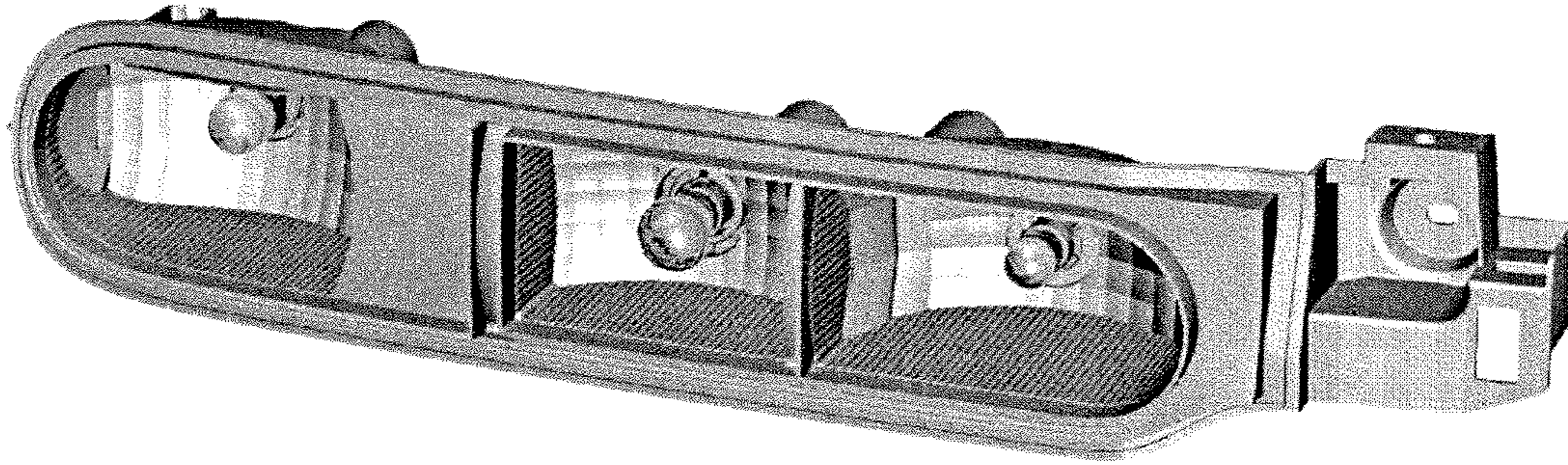


Fig.9




Fig.10

