

US00D598570S

(12) **United States Design Patent**  
**Cochrane**

(10) **Patent No.:** **US D598,570 S**

(45) **Date of Patent:** **\*\* Aug. 18, 2009**

(54) **MESH FENCE PANEL**

(75) Inventor: **Richard Bruce Cochrane**, Spartan (ZA)

(73) Assignee: **Cochrane Steel Products (PTY) Ltd.**  
(ZA)

(\*\*) Term: **14 Years**

(21) Appl. No.: **29/319,741**

(22) Filed: **Jun. 13, 2008**

(51) **LOC (9) Cl.** ..... **25-02**

(52) **U.S. Cl.** ..... **D25/45**

(58) **Field of Classification Search** ..... D25/38,  
D25/42, 43, 45; 256/24, 45, 33, 73, 5, 21,  
256/32; D23/406

See application file for complete search history.

(56) **References Cited**

**U.S. PATENT DOCUMENTS**

644,275	A *	2/1900	Byerly	.....	49/243
D383,792	S *	9/1997	Stephani	.....	D25/45
6,155,539	A *	12/2000	Nakayama	.....	256/21
6,712,339	B1 *	3/2004	Smith	.....	256/10
D489,136	S *	4/2004	Schwartz et al.	.....	D25/45

\* cited by examiner

*Primary Examiner*—Doris Clark

(74) *Attorney, Agent, or Firm*—Keusey, Tutunjian & Bitetto, P.C.

(57) **CLAIM**

The ornamental design for a mesh fence panel, as shown and described.

**DESCRIPTION**

FIG. 1 is a perspective view of the mesh fence panel;

FIG. 2 is a perspective view from an opposing side of the mesh fence panel;

FIG. 3 is a front view of the mesh fence panel;

FIG. 4 is a back view of the mesh fence panel;

FIG. 5 is a side view from one end of the mesh fence panel;

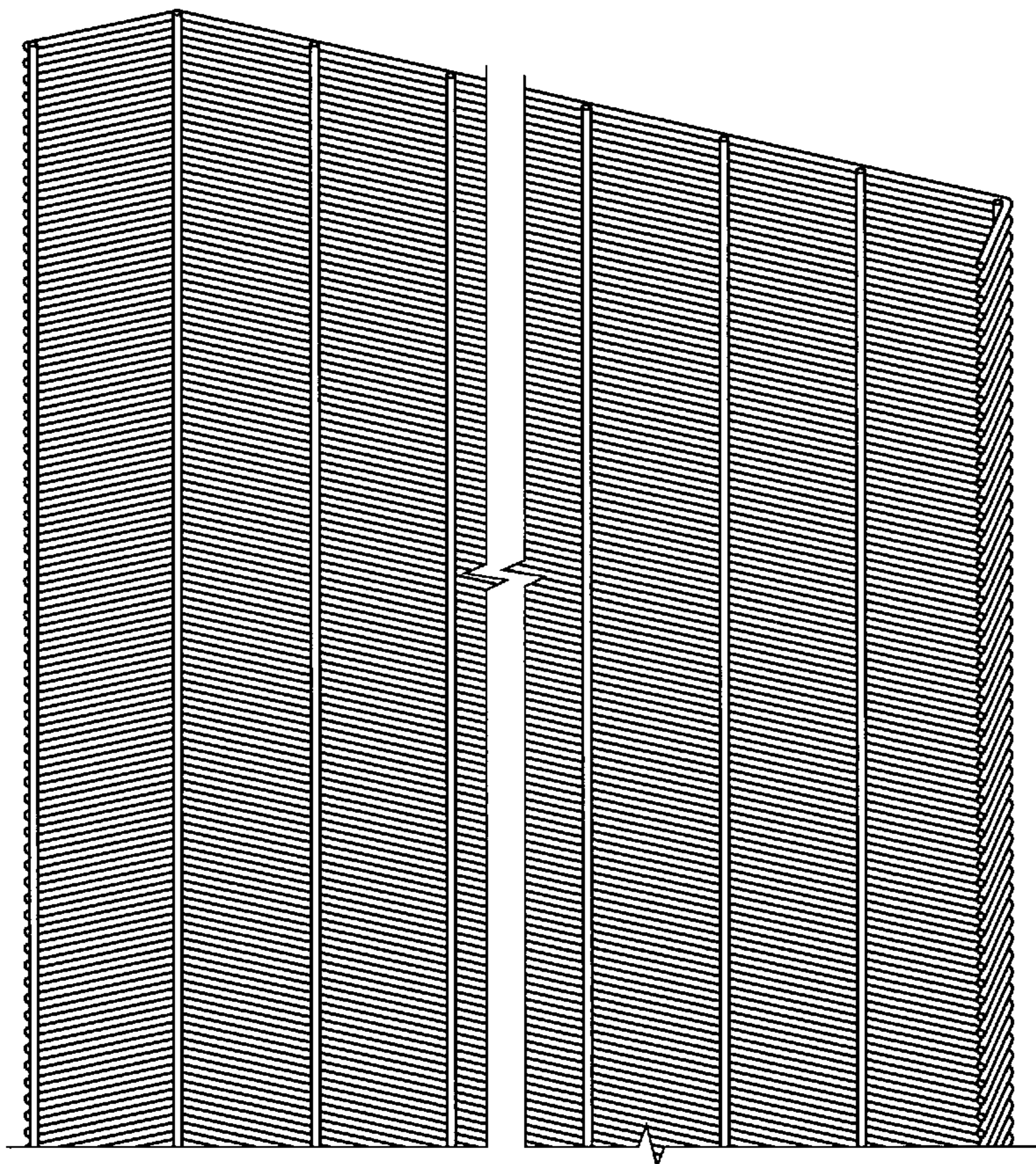
FIG. 6 is a side view from an opposing end of the mesh fence panel;

FIG. 7 is a plan view of the mesh fence panel; and,

FIG. 8 is a bottom plan view of the mesh fence panel.

The width and height of the mesh fence panel are variable.

**1 Claim, 4 Drawing Sheets**



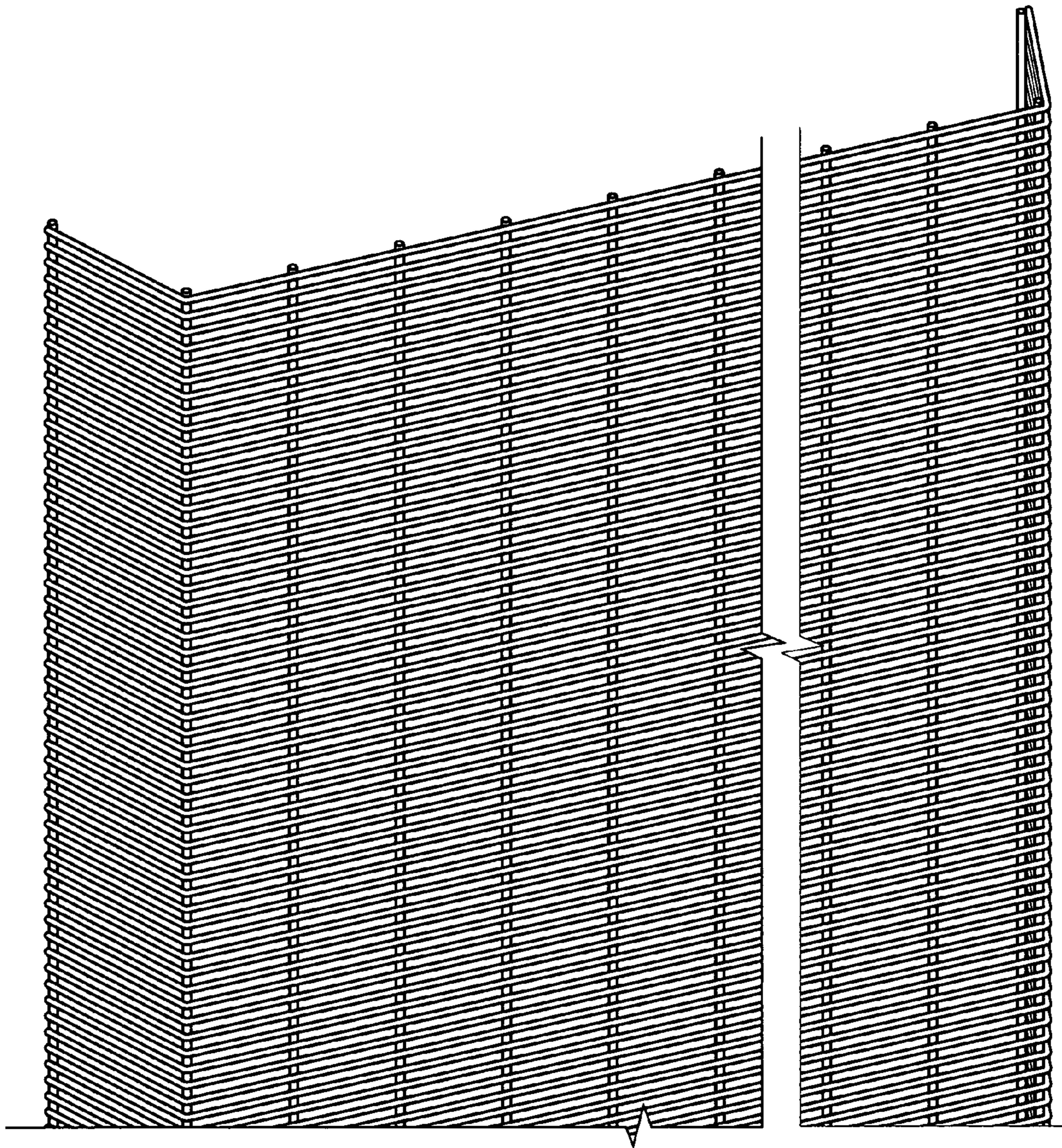


FIG. 1

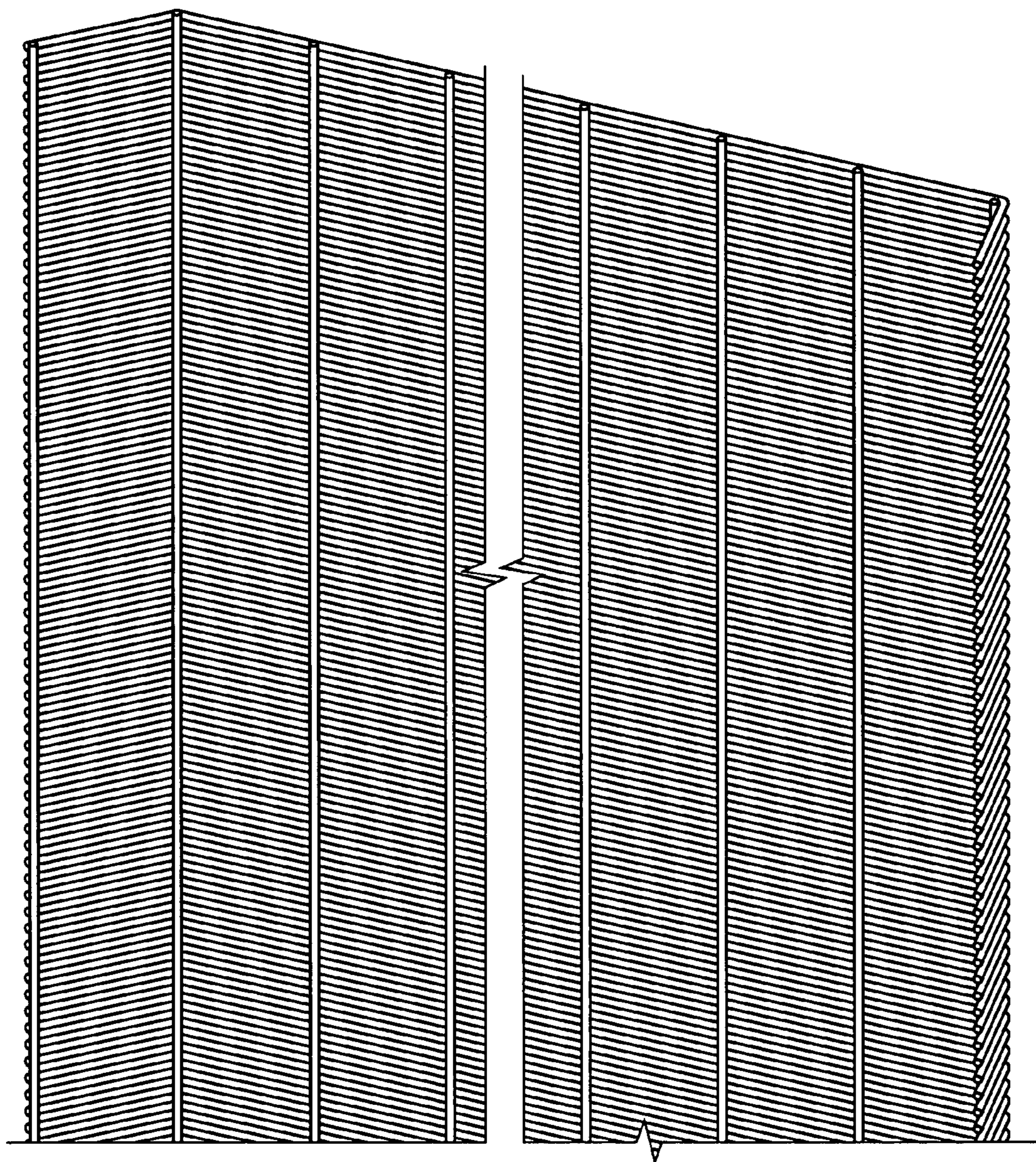


FIG. 2




FIG. 3

FIG. 5

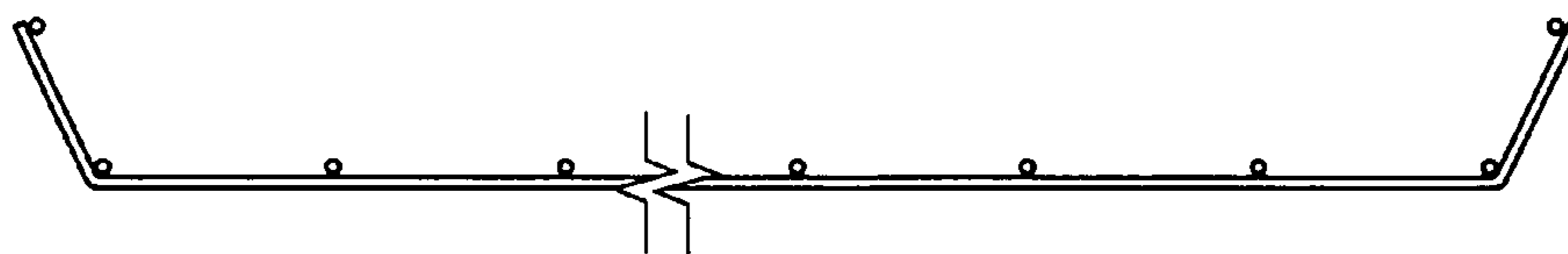


FIG. 7




FIG. 4

FIG. 6

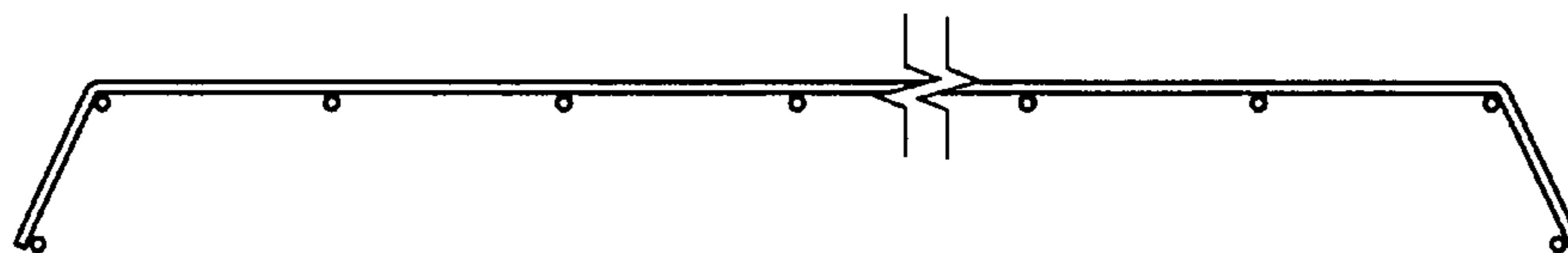


FIG. 8