

US00D598565S

(12) **United States Design Patent**
Coyle et al.

(10) **Patent No.:** **US D598,565 S**

(45) **Date of Patent:** **** Aug. 18, 2009**

(54) **EXTERNAL CONDENSATION TANK FOR A STERILIZER**

4,932,160 A 6/1990 Sperko
D312,745 S * 12/1990 Daenen et al. D7/317
5,068,085 A 11/1991 Hastings

(75) Inventors: **Michael J. Coyle**, Huber Heights, OH (US); **Ronald A. Gatchell**, Tipp City, OH (US); **Philip Marc Stewart**, Greenville, OH (US); **Kimberly S. Maalouf**, Tipp City, OH (US)

(Continued)

(73) Assignee: **Midmark Corporation**, Versailles, OH (US)

OTHER PUBLICATIONS

VWR Lab Shop, VWR Sterilizers, Model AS12 [online], [retrieved Apr. 24, 2009]. Retrieved from the Internet: <URL: <http://vwrlabshop.com/vwr-sterilizers-model-as12/p/0013004/>>.

(Continued)

(**) Term: **14 Years**

Primary Examiner—T. Chase Nelson

Assistant Examiner—Anhdao Doan

(21) Appl. No.: **29/317,454**

(74) *Attorney, Agent, or Firm*—Wood, Herron & Evans, LLP

(22) Filed: **Apr. 30, 2008**

(57) **CLAIM**

(51) **LOC (9) Cl.** **24-01**

The ornamental design for the external condensation tank for a sterilizer, as shown and described.

(52) **U.S. Cl.** **D24/217**

(58) **Field of Classification Search** D24/216–226;
422/99, 102, 26, 291, 292, 295–297, 299;
250/455.11; D7/317

DESCRIPTION

See application file for complete search history.

FIG. 1 is a perspective view of an external condensation tank for a sterilizer showing our new design;

(56) **References Cited**

U.S. PATENT DOCUMENTS

- 4,145,279 A 3/1979 Selby, III
- 4,238,447 A 12/1980 Wolff
- 4,263,258 A 4/1981 Kalasek
- 4,304,996 A 12/1981 Blades
- 4,441,724 A 4/1984 Taylor
- 4,755,292 A 7/1988 Merriam
- 4,759,909 A 7/1988 Joslyn
- 4,808,377 A 2/1989 Childers et al.
- 4,865,814 A 9/1989 Childress
- 4,872,563 A * 10/1989 Warder et al. 422/102
- D305,261 S * 12/1989 Hobbs D24/217
- 4,891,910 A 1/1990 Cook et al.
- 4,892,705 A 1/1990 Sternfeld et al.
- 4,892,706 A 1/1990 Kralovic et al.
- 4,900,519 A 2/1990 Nichols
- 4,909,988 A 3/1990 Childers et al.

FIG. 2 is another perspective view thereof with the tube and coupling members seen in FIG. 1 removed in order to show the underlying surface of the external condensation tank for a sterilizer;

FIG. 3 is a side elevation view thereof;

FIG. 4 is a front elevation view thereof with the tube and coupling member removed as in FIG. 2;


FIG. 5 is a rear elevation view thereof;

FIG. 6 is top plan view thereof with the tube and coupling member removed as in FIGS. 2 and 4; and,

FIG. 7 is a bottom plan view thereof.

The broken lines in the drawing figures depict unclaimed environmental subject matter. The broken lines form no part of the claimed design.

1 Claim, 6 Drawing Sheets



U.S. PATENT DOCUMENTS

5,098,676 A 3/1992 Brooks, Jr.
 5,132,084 A 7/1992 Harrell et al.
 5,146,713 A 9/1992 Grafius
 5,195,790 A 3/1993 Bulko et al.
 5,223,229 A 6/1993 Brucker
 5,234,124 A 8/1993 Buckner, III et al.
 5,249,392 A 10/1993 Houston et al.
 5,252,303 A 10/1993 Goof
 5,256,382 A 10/1993 Ford et al.
 5,258,921 A 11/1993 Ellis
 5,261,250 A 11/1993 Missimer
 5,266,275 A 11/1993 Faddis
 5,271,893 A 12/1993 Newman
 5,290,511 A 3/1994 Newman
 D347,696 S * 6/1994 Tominaga D24/217
 5,366,693 A 11/1994 Burgos et al.
 5,390,322 A 2/1995 O'Brien et al.
 5,407,648 A 4/1995 Allen et al.
 5,424,047 A 6/1995 Zwingenberger et al.
 5,424,048 A 6/1995 Riley
 5,535,141 A 7/1996 Lussi
 5,540,901 A 7/1996 Riley
 5,566,508 A 10/1996 Houston
 5,571,476 A 11/1996 Newman
 5,713,941 A 2/1998 Robins et al.
 5,730,944 A 3/1998 Peake
 5,761,069 A 6/1998 Weber et al.
 5,858,304 A 1/1999 Breach
 5,868,999 A 2/1999 Karlson
 5,880,438 A 3/1999 Parrini et al.
 5,882,612 A 3/1999 Riley
 5,993,754 A 11/1999 Lemmen et al.
 6,007,780 A 12/1999 Heredia
 6,017,105 A 1/2000 Goughnour et al.
 6,048,502 A 4/2000 Easter
 6,048,503 A 4/2000 Riley et al.
 6,058,247 A 5/2000 Lahey et al.
 D432,205 S * 10/2000 Tien Lin D7/317
 6,217,835 B1 4/2001 Riley et al.
 6,251,345 B1 6/2001 Palmers
 6,319,479 B1 11/2001 Houston
 6,323,032 B1 * 11/2001 Kuepper et al. 436/1

6,391,258 B1 5/2002 Peake et al.
 6,416,144 B1 7/2002 Houston et al.
 6,589,477 B1 7/2003 Frieze et al.
 6,713,029 B1 3/2004 Krafft et al.
 6,793,900 B1 9/2004 Morck et al.
 6,874,634 B2 4/2005 Riley
 6,984,359 B2 1/2006 Florkey et al.
 6,992,494 B2 1/2006 Kaiser et al.
 D516,222 S * 2/2006 Mills D24/219
 2002/0085945 A1 7/2002 Florkey et al.
 2002/0098139 A1 7/2002 Sparks
 2003/0118491 A1 6/2003 Frieze et al.
 2003/0200876 A1 10/2003 Brokaw et al.
 2004/0042943 A1 3/2004 Wanselin
 2004/0091389 A1 5/2004 Malkin et al.
 2004/0256269 A1 12/2004 Gleichauf et al.
 2005/0001634 A1 1/2005 Kaiser et al.
 2005/0050644 A1 3/2005 Severns et al.
 2005/0063883 A1 3/2005 Sullivan
 2005/0191207 A1 9/2005 Terwilliger et al.
 2005/0263421 A1 12/2005 Kohler
 2005/0263422 A1 12/2005 Kohler
 2006/0251540 A1 * 11/2006 Benning et al. 422/26

OTHER PUBLICATIONS

Paragon Medical, Pelton Crane Delta XL Autoclave [online], p. 2, [retrieved Apr. 24, 2009]. Retrieved from the Internet: <URL: <http://www.paragonmed.com/autoclave.shtml>.
 Dre, Statim Sterilizer [online], [retrieved May 21, 2009]. Retrieved from the Internet: <URL: <http://www.dremed.com/catalog/documents/sci-can>.
 Scican, Statim Sterilizer [online], [retrieved May 21, 2009]. Retrieved from the Internet: <URL: <http://www.piercing.org/statim/index.htm>.
 Alfa Medical, Scican Statim 2000 Parts, main view [online], [retrieved May 21, 2009]. Retrieved from the Internet: <URL: <http://www.autoclave-parts.com/Z-Scican/Statim-2000/Statim-2000.html>.
 Alfa Medical, Scican Statim 2000 Sterilizer Parts, right view [online], [retrieved May 21, 2009]. Retrieved from the Internet: <URL: <http://www.autoclave-parts.com/Z-Scican/Statim-2000/Statim-2000-right.html>.

* cited by examiner




FIG. 1




FIG. 2

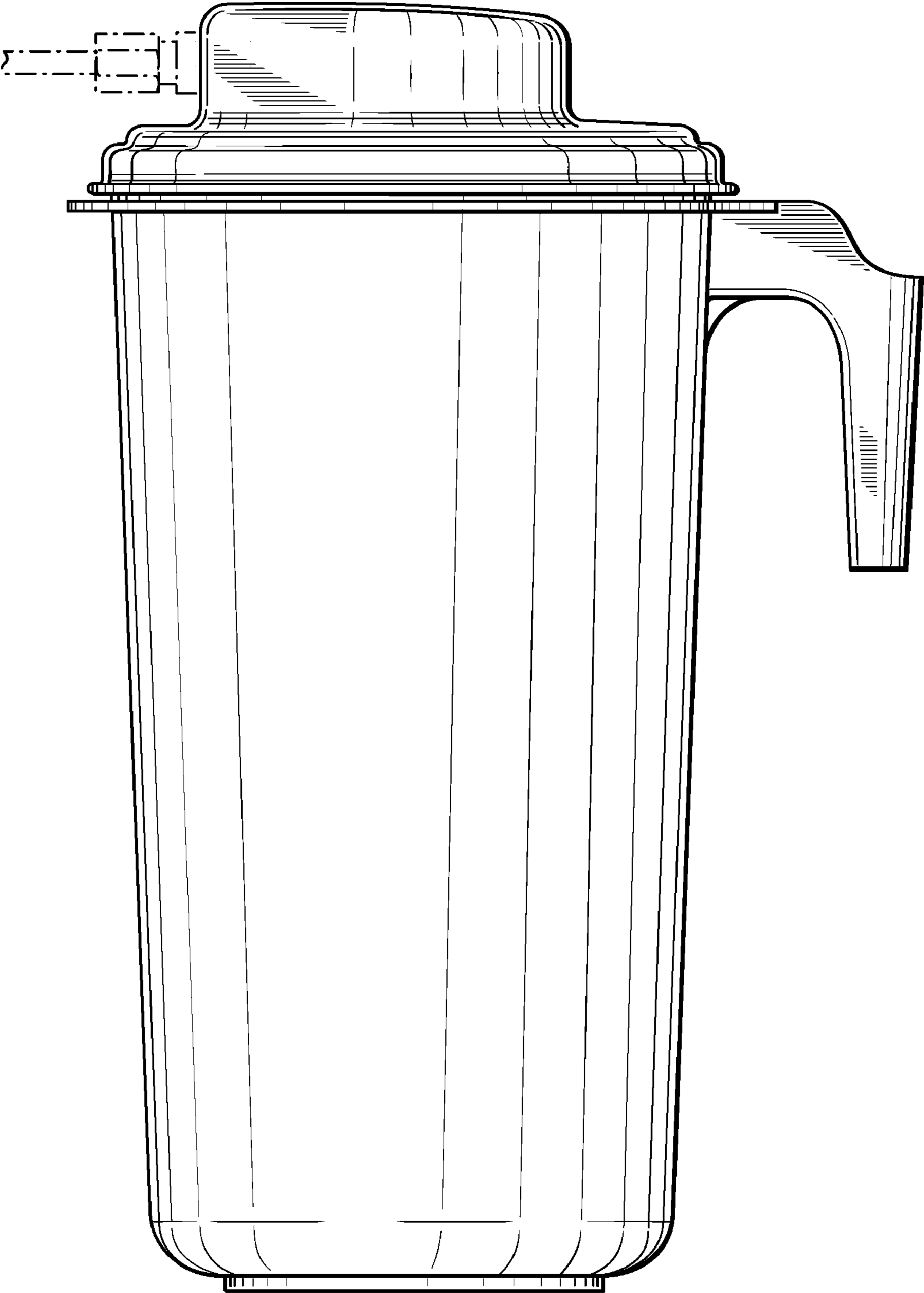


FIG. 3

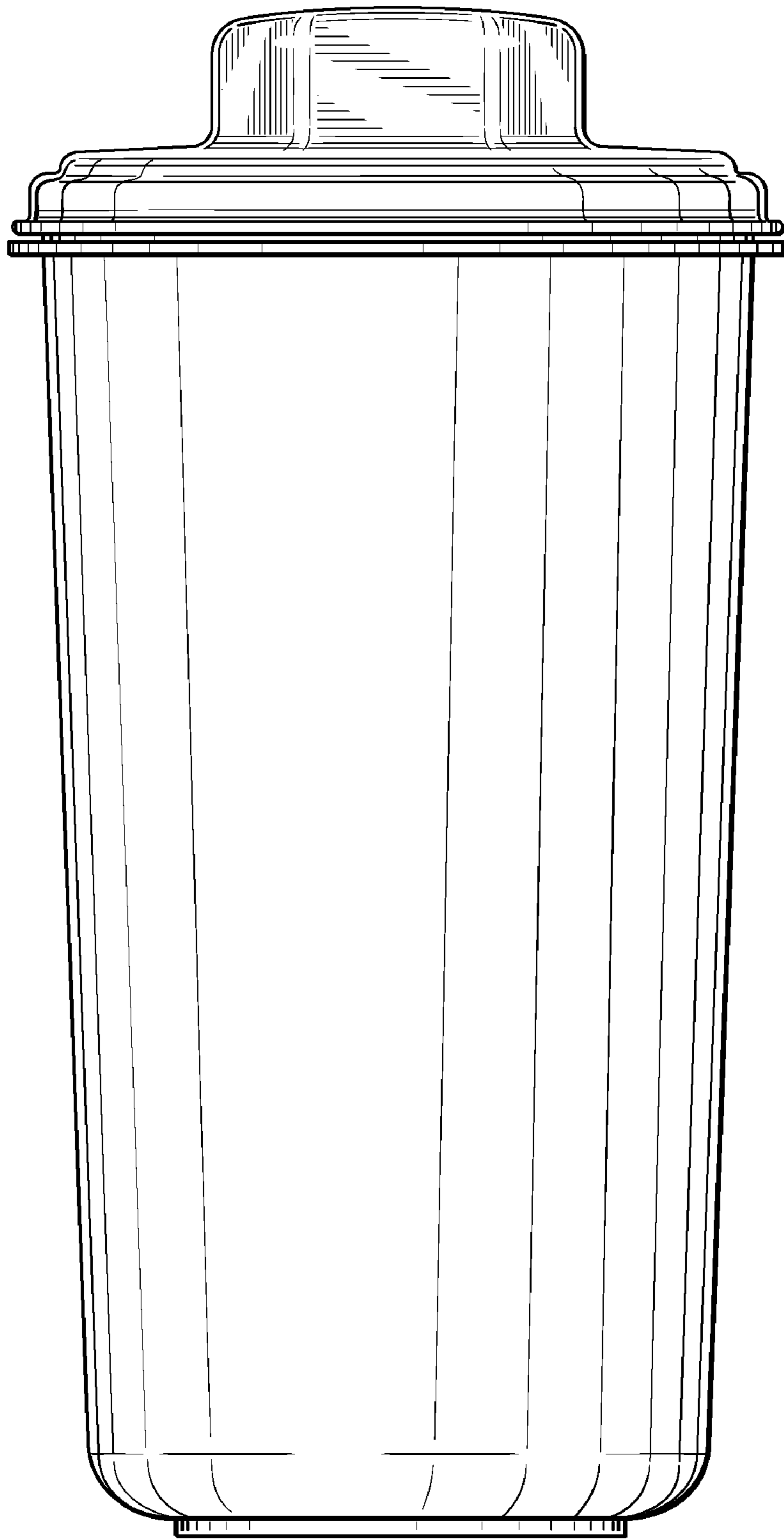


FIG. 4

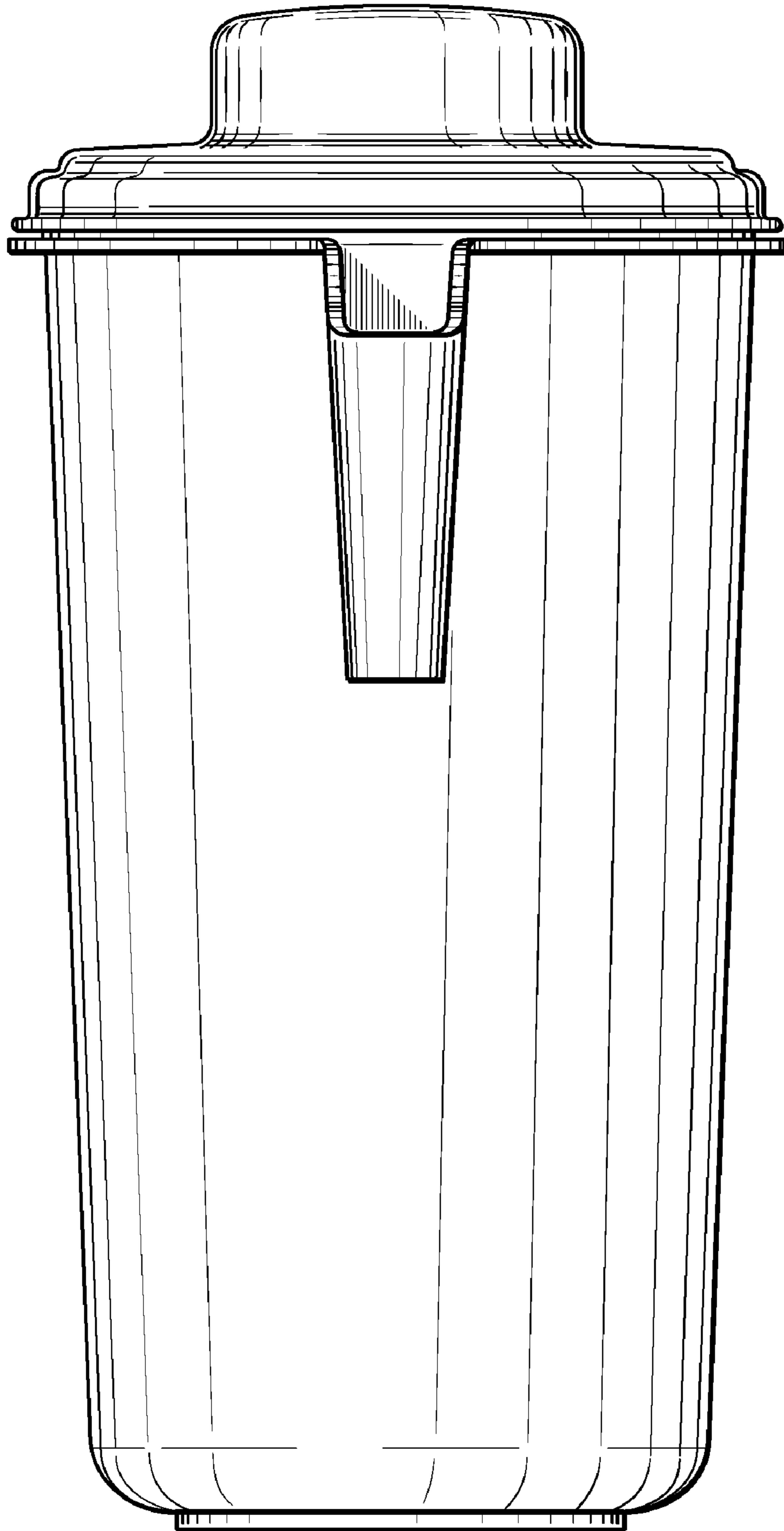


FIG. 5




FIG. 6

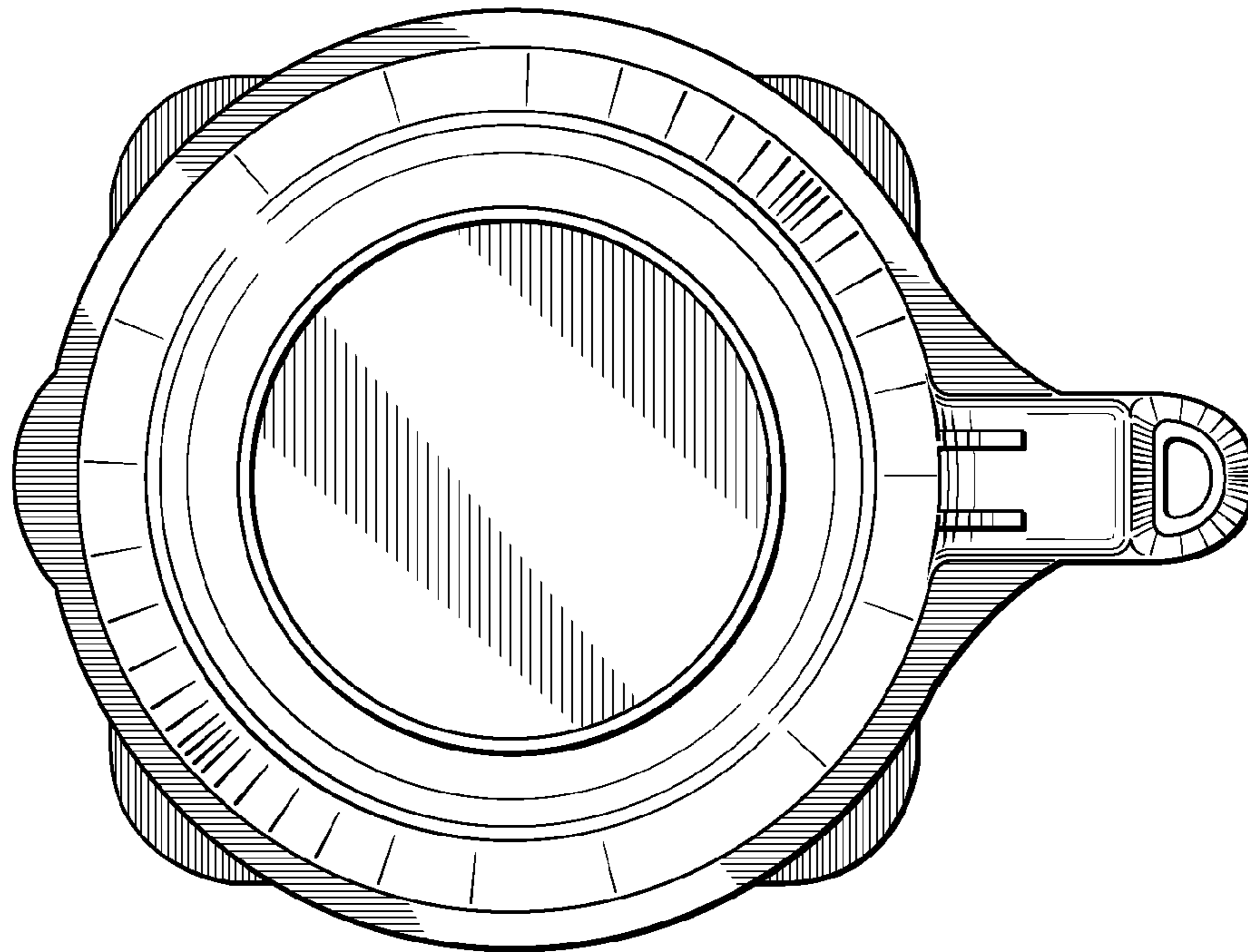


FIG. 7