

US00D598562S

(12) **United States Design Patent**  
**Chen**

(10) **Patent No.:** **US D598,562 S**

(45) **Date of Patent:** **\*\* Aug. 18, 2009**

(54) **MESSAGE TOOL**

D527,830 S \* 9/2006 Chien ..... D24/211

(76) Inventor: **Tao-Ming Chen**, No. 197, Benjhou Rd.,  
Gangshan Chen, Kaohsiung Hsien (TW)

\* cited by examiner

*Primary Examiner*—Cathron C Brooks

*Assistant Examiner*—Melanie Levy

(74) *Attorney, Agent, or Firm*—C. G. Mersereau; Nikolai &  
Mersereau, P.A.

(\*\*) Term: **14 Years**

(21) Appl. No.: **29/294,664**

(22) Filed: **Jan. 22, 2008**

(57) **CLAIM**

(51) **LOC (9) Cl.** ..... **28-03**

(52) **U.S. Cl.** ..... **D24/211**

(58) **Field of Classification Search** ..... D24/200,  
D24/211–215; 601/22, 27–29, 102, 32, 113,  
601/114, 115, 116, 117, 118, 119, 120, 121,  
601/122, 128, 131, 134, 136, 11; D30/160  
See application file for complete search history.

The ornamental design for a massage tool, as shown and  
described.

**DESCRIPTION**

FIG. 1 is a perspective view of a massage tool, showing my  
new design;

FIG. 2 is a front view thereof;

FIG. 3 is a rear view thereof;

FIG. 4 is a left view thereof;

FIG. 5 is a right view thereof;

FIG. 6 is a top view thereof; and,

FIG. 7 is a bottom view thereof.

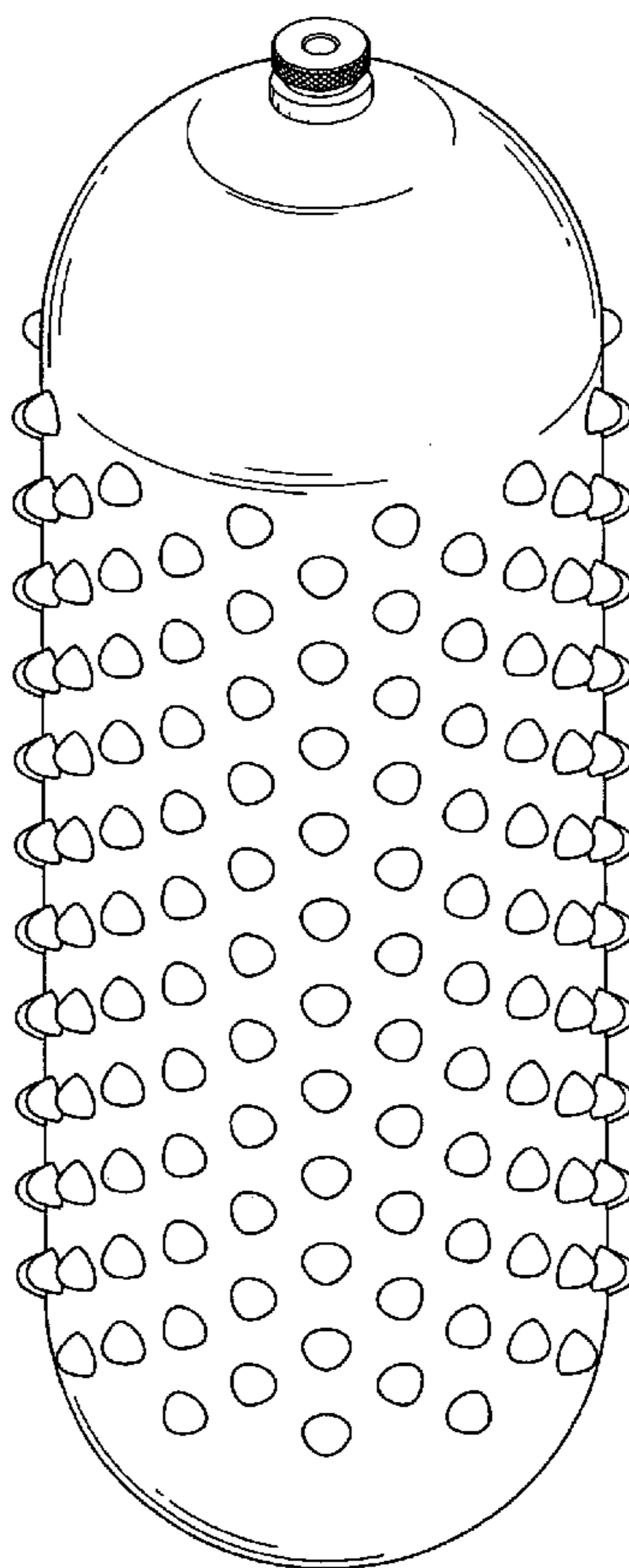
The broken lines shown in the drawings represent unclaimed  
portions of the design and form no part thereof.

(56) **References Cited**

U.S. PATENT DOCUMENTS

4,109,649	A *	8/1978	Iyomasa	.....	601/121
D254,869	S *	4/1980	Osburn	.....	D24/212
4,378,007	A *	3/1983	Kachadourian	.....	601/121
D308,098	S *	5/1990	Lievonen et al.	.....	D24/211
5,143,056	A *	9/1992	Yih-Jong	.....	601/118
5,411,470	A *	5/1995	Liptak et al.	.....	601/118
D360,696	S *	7/1995	Chien-Chung	.....	D24/212
5,531,666	A *	7/1996	Hung	.....	601/129

**1 Claim, 4 Drawing Sheets**



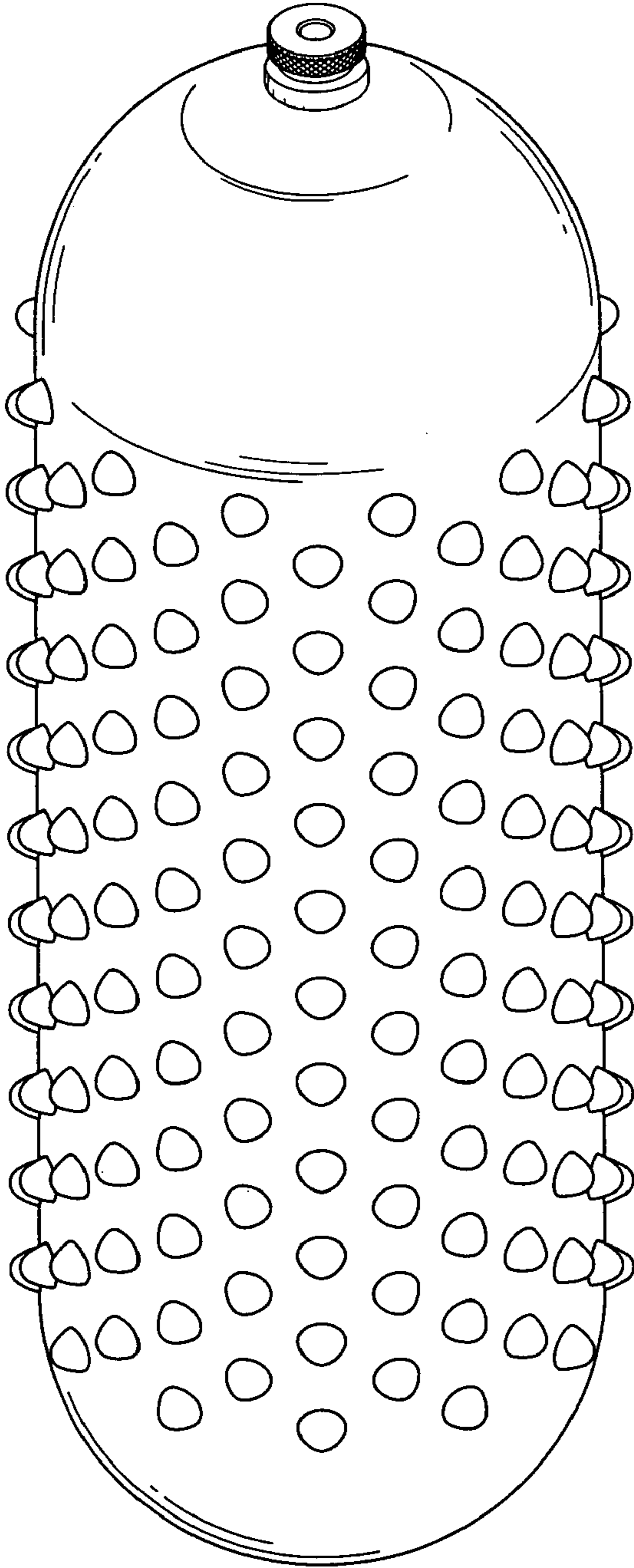


FIG.1




FIG. 2




FIG. 3






FIG. 4




FIG. 5

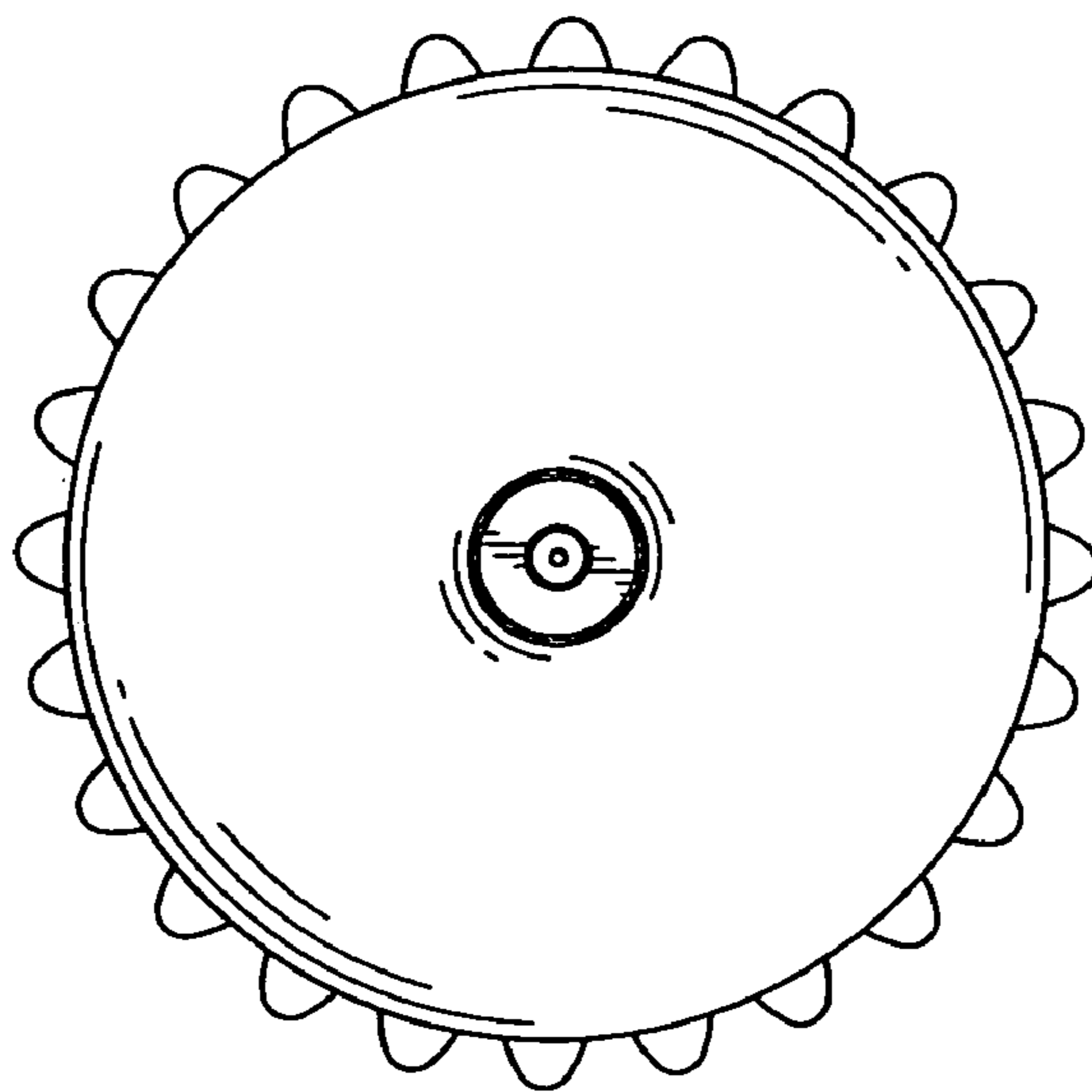


FIG. 6

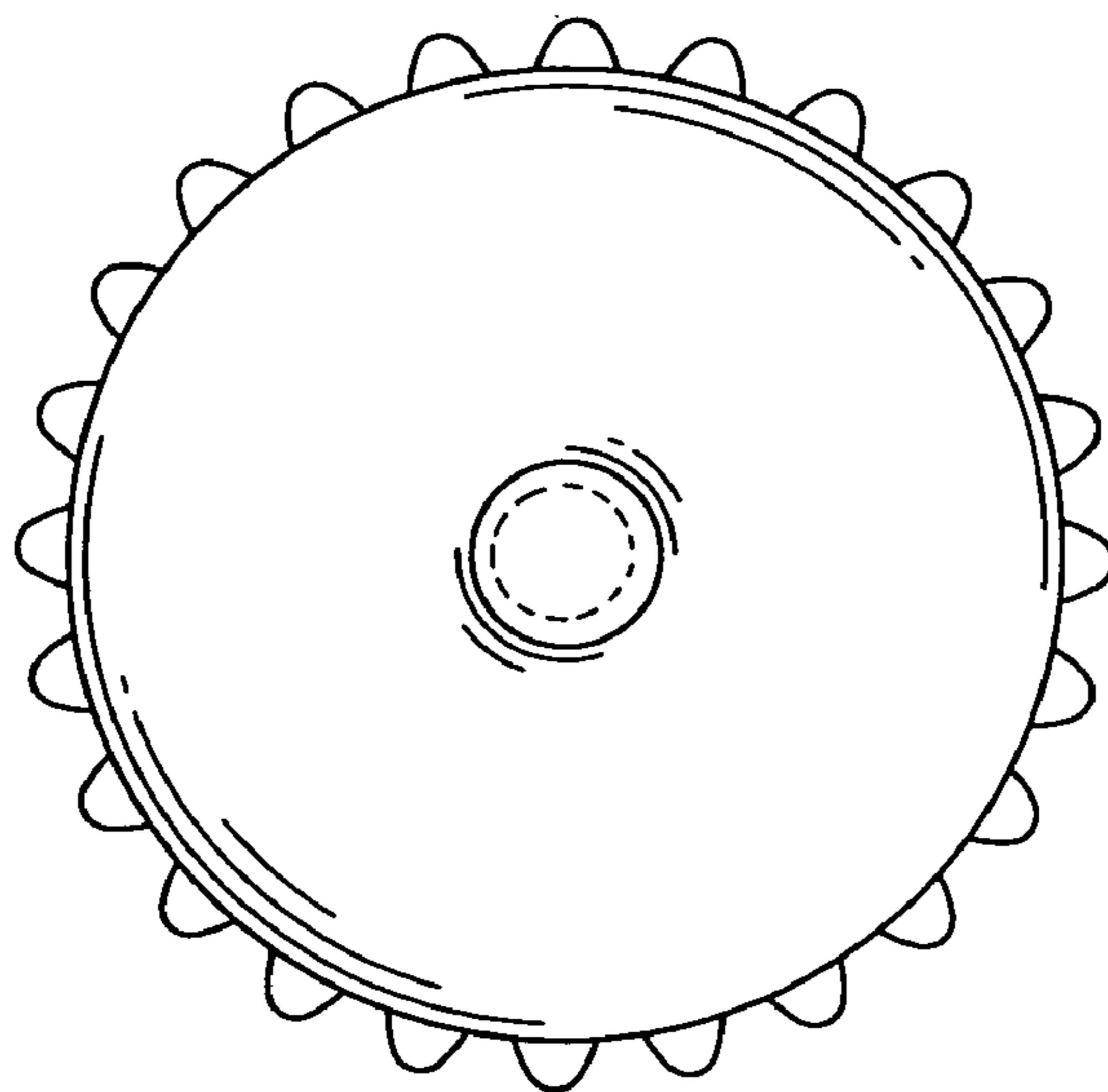


FIG. 7