

US00D598543S

(12) **United States Design Patent**
Vogel et al.

(10) **Patent No.:** **US D598,543 S**
(45) **Date of Patent:** **** Aug. 18, 2009**

(54) **HANDLE FOR A MEDICAL DELIVERY DEVICE**

(75) Inventors: **Michael Vogel**, Karlsruhe (DE); **Martin Wubbeling**, Mannheim (DE); **Jurgen Dorn**, Neulubhem (DE)

(73) Assignee: **Angiomed GmbH & Co. Medizintechnik KG**, Karlsruhe (DE)

(**) Term: **14 Years**

(21) Appl. No.: **29/269,929**

(22) Filed: **Dec. 12, 2006**

(30) **Foreign Application Priority Data**

Jun. 13, 2006 (EM) 000552302

(51) **LOC (9) Cl.** **24-02**

(52) **U.S. Cl.** **D24/133; D24/147**

(58) **Field of Classification Search** D24/133, D24/144-147; 606/42, 108, 194-195; 623/1.11, 623/1.23, 903

See application file for complete search history.

(56) **References Cited**

U.S. PATENT DOCUMENTS

- 2,937,446 A * 5/1960 Weisenfeld 433/146
- 3,468,030 A * 9/1969 Nivison et al. 433/136
- D263,742 S * 4/1982 Albert D24/152
- D336,957 S * 6/1993 Koros et al. D24/147
- D342,573 S * 12/1993 Cerola D24/147
- D379,510 S * 5/1997 Bays D24/133
- D387,863 S * 12/1997 Herman et al. D24/133
- 6,099,525 A * 8/2000 Cosmescu 606/41
- 6,146,353 A * 11/2000 Platt, Jr. 604/22
- D453,833 S * 2/2002 Hess D24/144
- D457,955 S * 5/2002 Bilitz D24/133
- 6,395,017 B1 5/2002 Dwyer et al.
- 6,402,748 B1 * 6/2002 Schoenman et al. 606/45
- D460,331 S * 7/2002 Mangione D8/51
- 6,471,659 B2 10/2002 Eggers et al.
- 6,575,991 B1 6/2003 Chesbrough et al.

- 6,638,235 B2 10/2003 Miller et al.
- D490,895 S * 6/2004 Bogazzi D24/133
- 6,758,824 B1 7/2004 Miller et al.
- 6,866,669 B2 * 3/2005 Buzzard et al. 606/108
- 6,936,014 B2 8/2005 Vetter et al.
- D519,635 S * 4/2006 Hudak D24/152
- D521,641 S * 5/2006 Reschke et al. D24/144
- 2003/0004508 A1 * 1/2003 Morgan et al. 606/41
- 2004/0006380 A1 1/2004 Buck et al.
- 2004/0081939 A1 * 4/2004 Rosenstatter 433/126
- 2004/0122312 A1 6/2004 Chesbrough et al.
- 2004/0162553 A1 * 8/2004 Peng et al. 606/42
- 2004/0181239 A1 9/2004 Dorn et al.
- 2004/0186547 A1 9/2004 Dorn et al.
- 2005/0021123 A1 1/2005 Dorn et al.

(Continued)

Primary Examiner—Ian Simmons
Assistant Examiner—Wan Laymon

(57) **CLAIM**

The ornamental design for a handle for a medical delivery device, as shown and described.

DESCRIPTION

All of the material from the Application for a registered Community design which is essential to the claimed design is included herein. Any material in the Application for a registered Community design which is not present herein forms no part of the claimed design.

FIG. 1 is a right, top and front perspective view of a handle for a medical delivery device showing our new design;

FIG. 2 is a top plan view thereof;

FIG. 3 is a bottom plan view thereof;

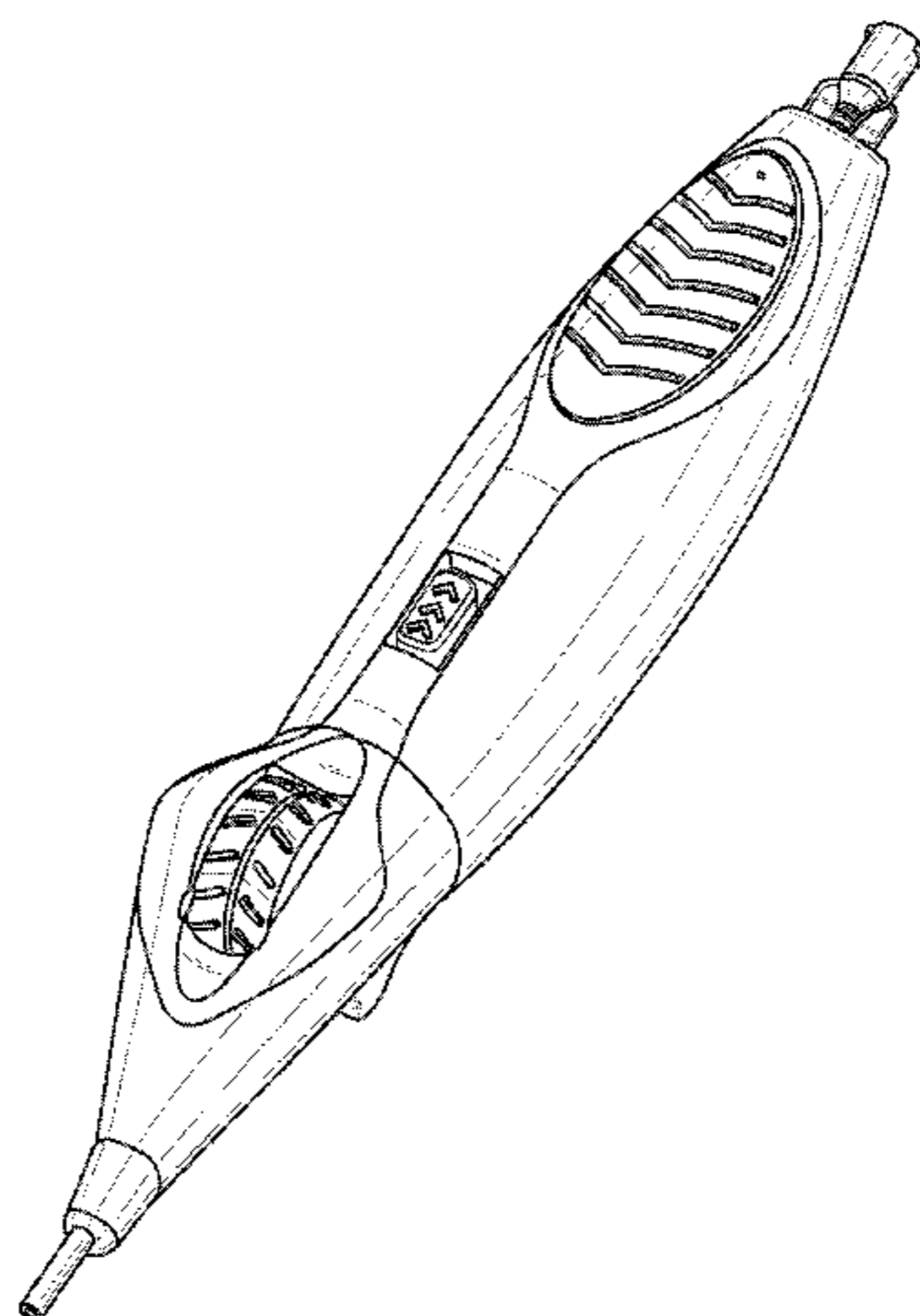
FIG. 4 is a right side view, the left side view being a mirror image thereof;

FIG. 5 is a front elevational view thereof; and,

FIG. 6 is a rear elevational view thereof.

The broken lines in FIG. 4 are for illustrative purposes only and form no part of the claimed design.

1 Claim, 4 Drawing Sheets



US D598,543 S

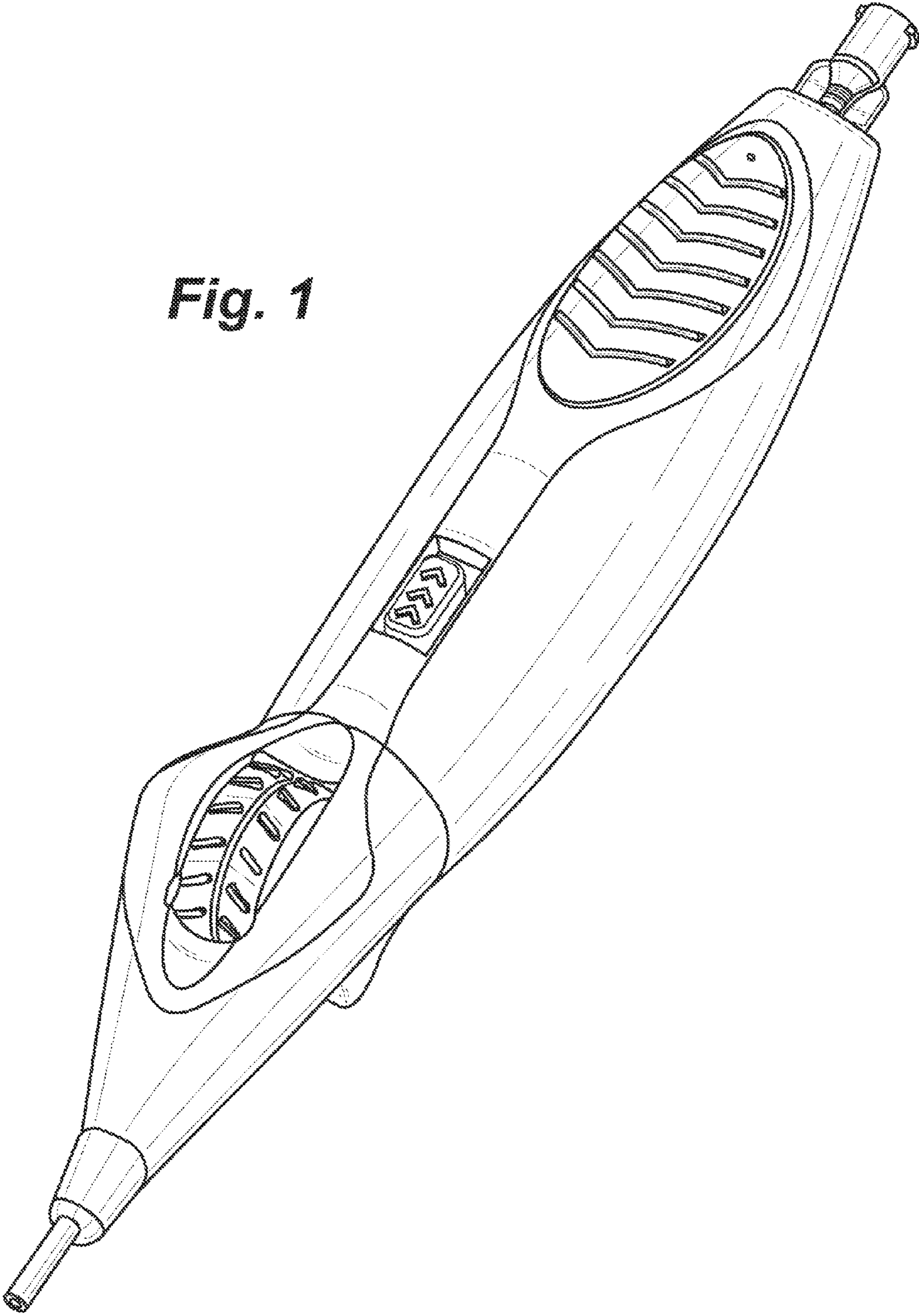
Page 2

U.S. PATENT DOCUMENTS

2005/0060016	A1*	3/2005	Wu et al.	623/1.11	2007/0100429	A1*	5/2007	Wu et al.	623/1.11
2005/0273151	A1	12/2005	Fulkerson et al.		2007/0156224	A1*	7/2007	Cioanta et al.	623/1.11
2006/0052774	A1*	3/2006	Garrison et al.	606/42	2007/0168014	A1	7/2007	Jimenez et al.	
2006/0224083	A1	10/2006	Clifford et al.		2007/0203503	A1*	8/2007	Salahieh et al.	606/108
2006/0241411	A1	10/2006	Field et al.		2008/0033427	A1*	2/2008	Seid	606/42

* cited by examiner

Fig. 1



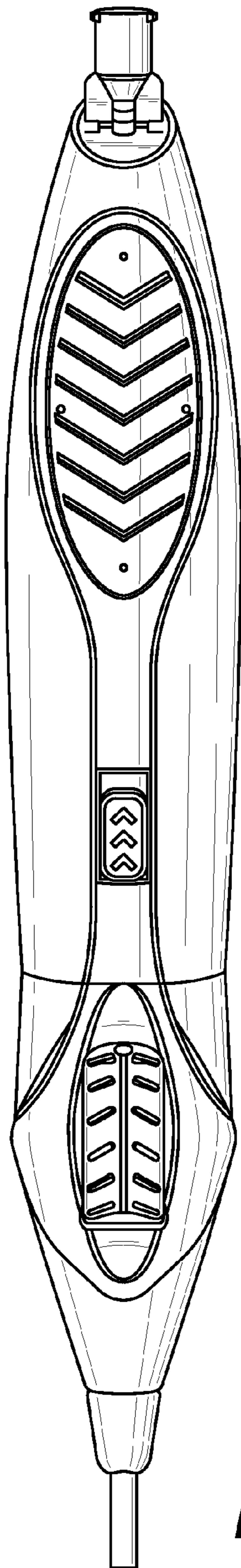


Fig. 2




Fig. 3

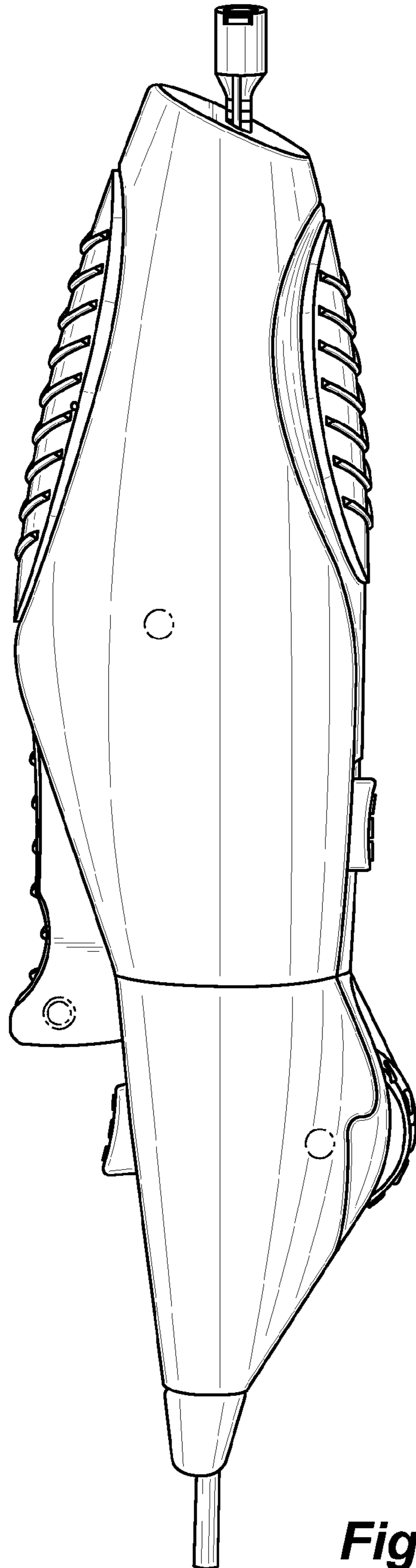


Fig. 4

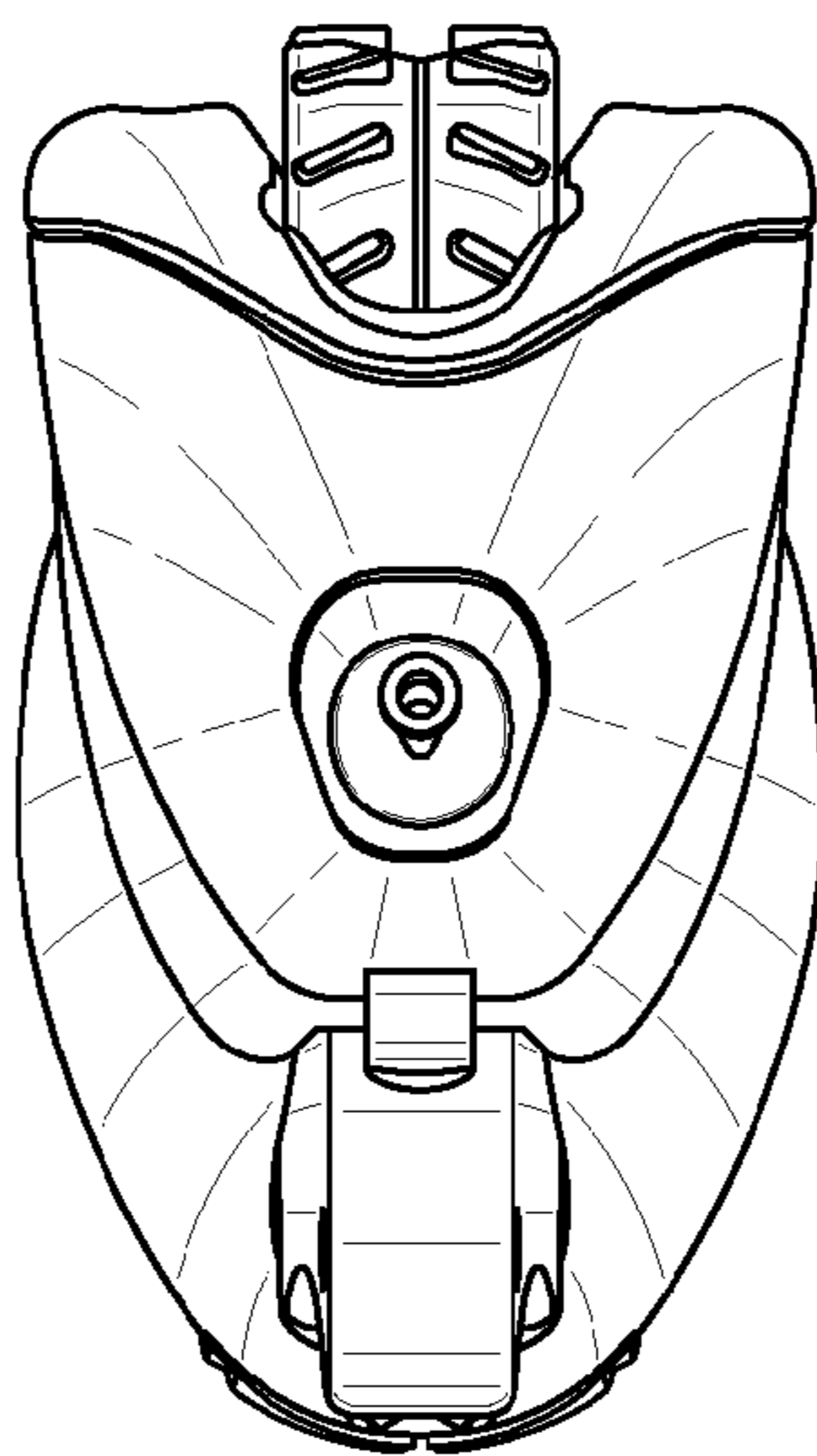


Fig. 5

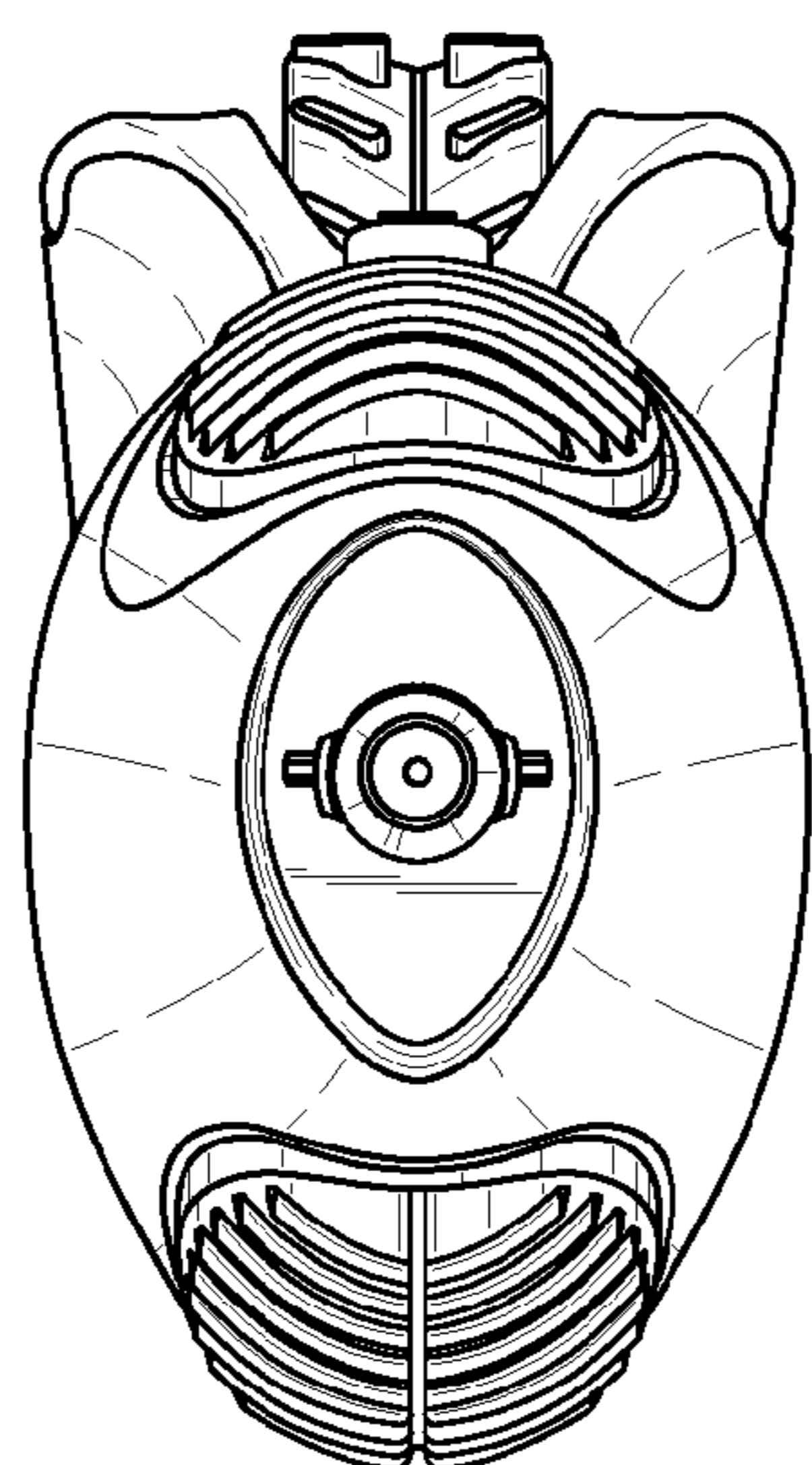


Fig. 6