



US00D598513S

(12) **United States Design Patent**  
**Blecker**

(10) **Patent No.:** **US D598,513 S**

(45) **Date of Patent:** **\*\* Aug. 18, 2009**

(54) **TRAINING GRIP FOR A BASEBALL BAT**

(76) Inventor: **Eugene J. Blecker**, 131 Robinson Dr.,  
Tustin, CA (US) 92782

(\*\*) Term: **14 Years**

(21) Appl. No.: **29/313,392**

(22) Filed: **Dec. 30, 2008**

(51) **LOC (9) Cl.** ..... **21-02**

(52) **U.S. Cl.** ..... **D21/758**

(58) **Field of Classification Search** ..... D21/725,  
D21/753-758; 473/564-568

See application file for complete search history.

(56) **References Cited**

U.S. PATENT DOCUMENTS

D215,314 S *	9/1969	Jackson	.....	D21/756
5,482,270 A *	1/1996	Smith	.....	473/568
5,577,722 A *	11/1996	Glassberg	.....	473/568
D395,477 S *	6/1998	Vela	.....	D21/756
D444,193 S *	6/2001	Dodson	.....	D21/758
6,648,770 B1 *	11/2003	Snyder	.....	473/238
D520,091 S *	5/2006	Leadbetter et al.	.....	D21/758
D558,023 S *	12/2007	Finochiaro	.....	D8/107

\* cited by examiner

*Primary Examiner*—Mitchell I Siegel

(74) *Attorney, Agent, or Firm*—Anthony J. Casella; Gerald E. Hespos

(57) **CLAIM**

The ornamental design for a training grip for a baseball bat, as shown and described.

**DESCRIPTION**

FIG. 1 is a perspective view of the training grip for a baseball bat of my new design;

FIG. 2 is a top plan view of the training grip for a baseball bat of FIG. 1;

FIG. 3 is a front elevational view of the training grip for a baseball bat of FIG. 2;

FIG. 4 is a left side elevational view of the training grip for a baseball bat of FIG. 2;

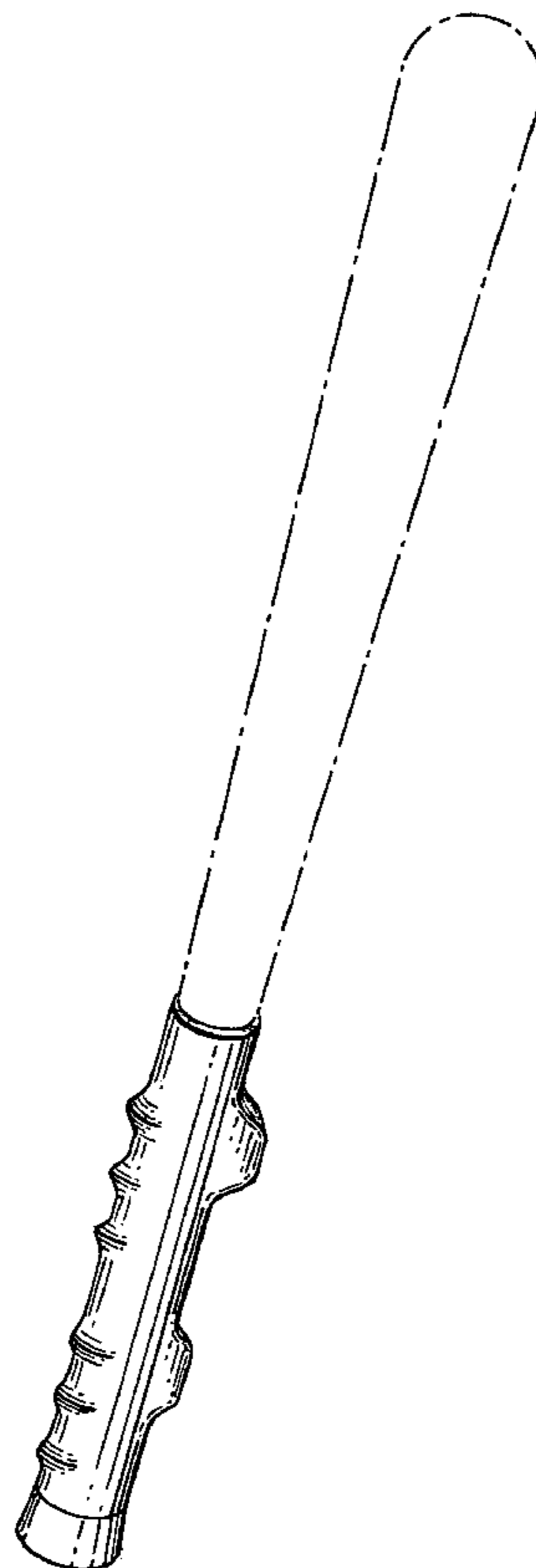
FIG. 5 is a right side elevational view of the training grip for a baseball bat of FIG. 2;

FIG. 6 is a back elevational view of the training grip for a baseball bat of FIG. 2; and,

FIG. 7 is a bottom plan view of the training grip for a baseball bat of FIG. 2.

The broken line showing a baseball bat in FIG. 1 is for illustrative purposes only and forms no part of the claimed design.

**1 Claim, 3 Drawing Sheets**



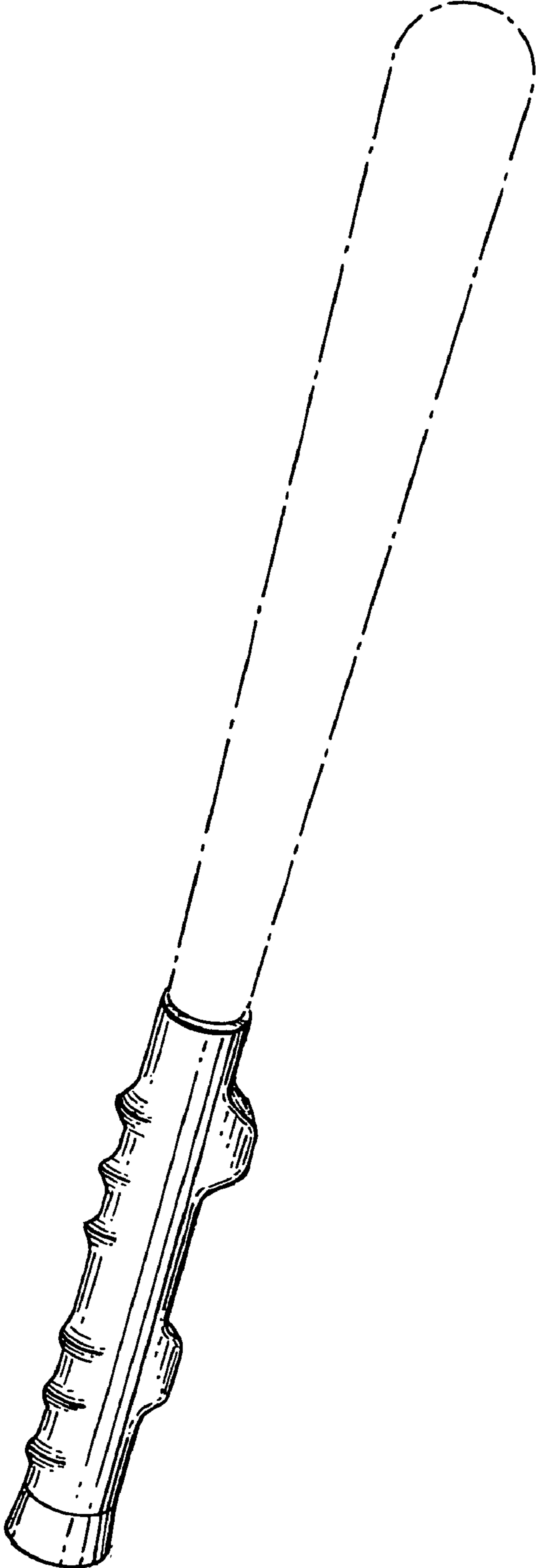


FIG. 1

FIG.2

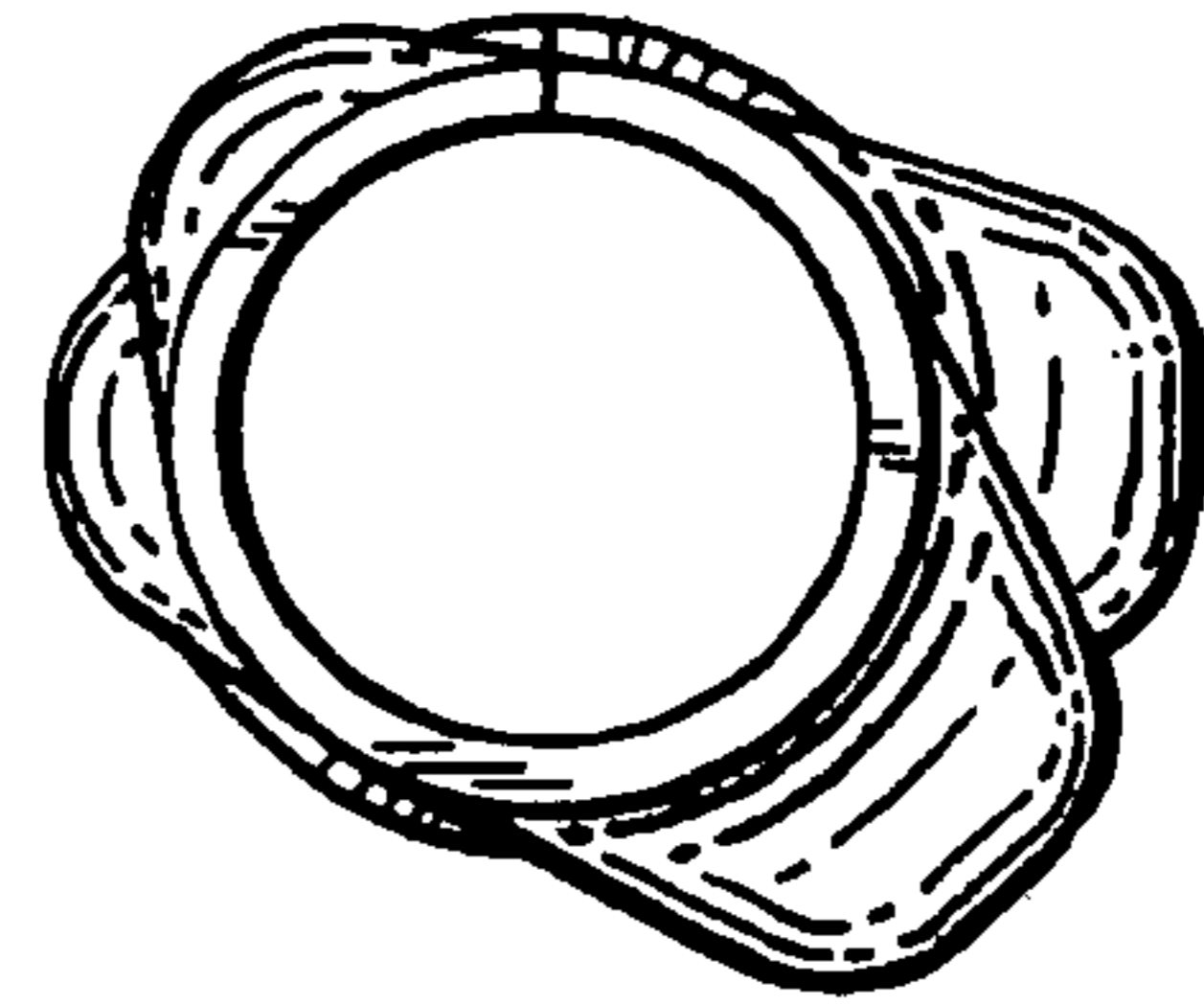


FIG.3

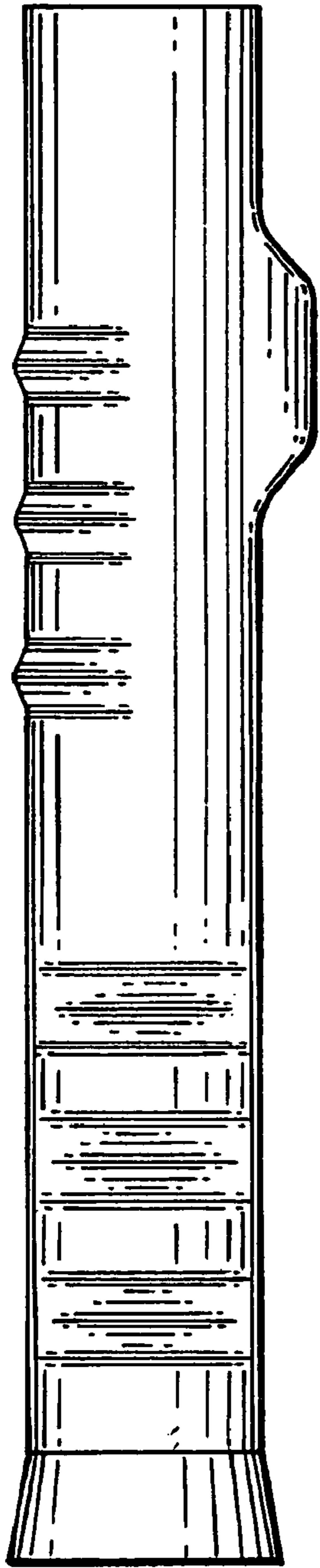
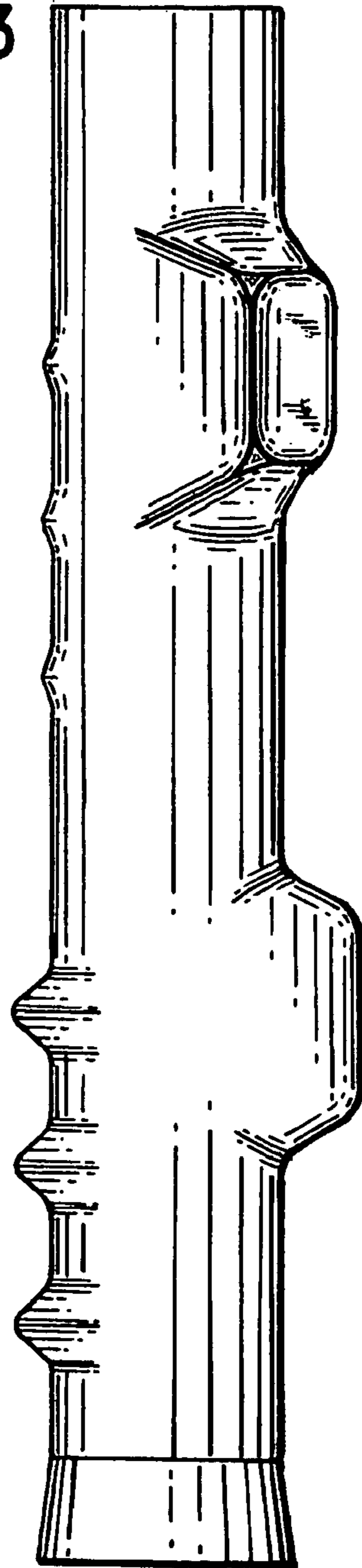


FIG.4




FIG. 5

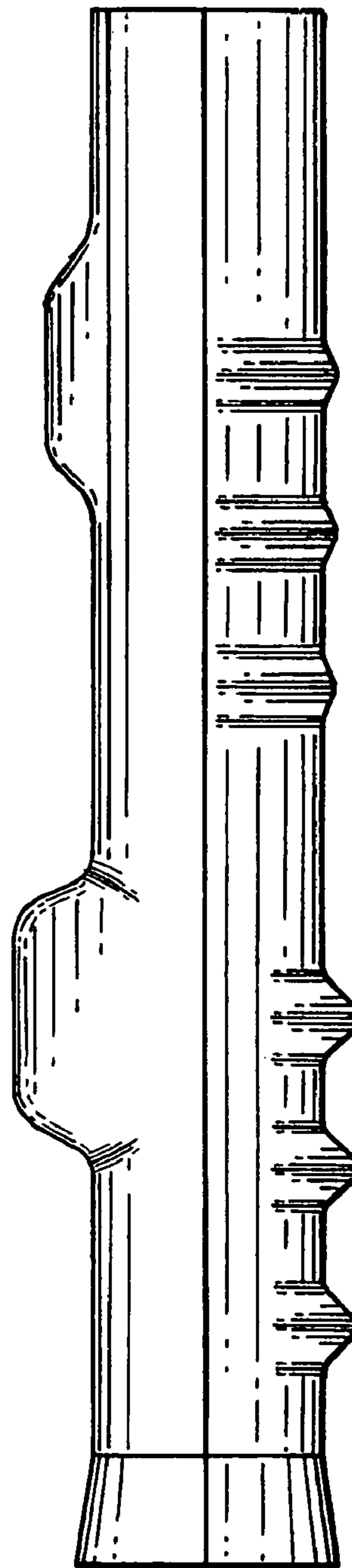


FIG. 6

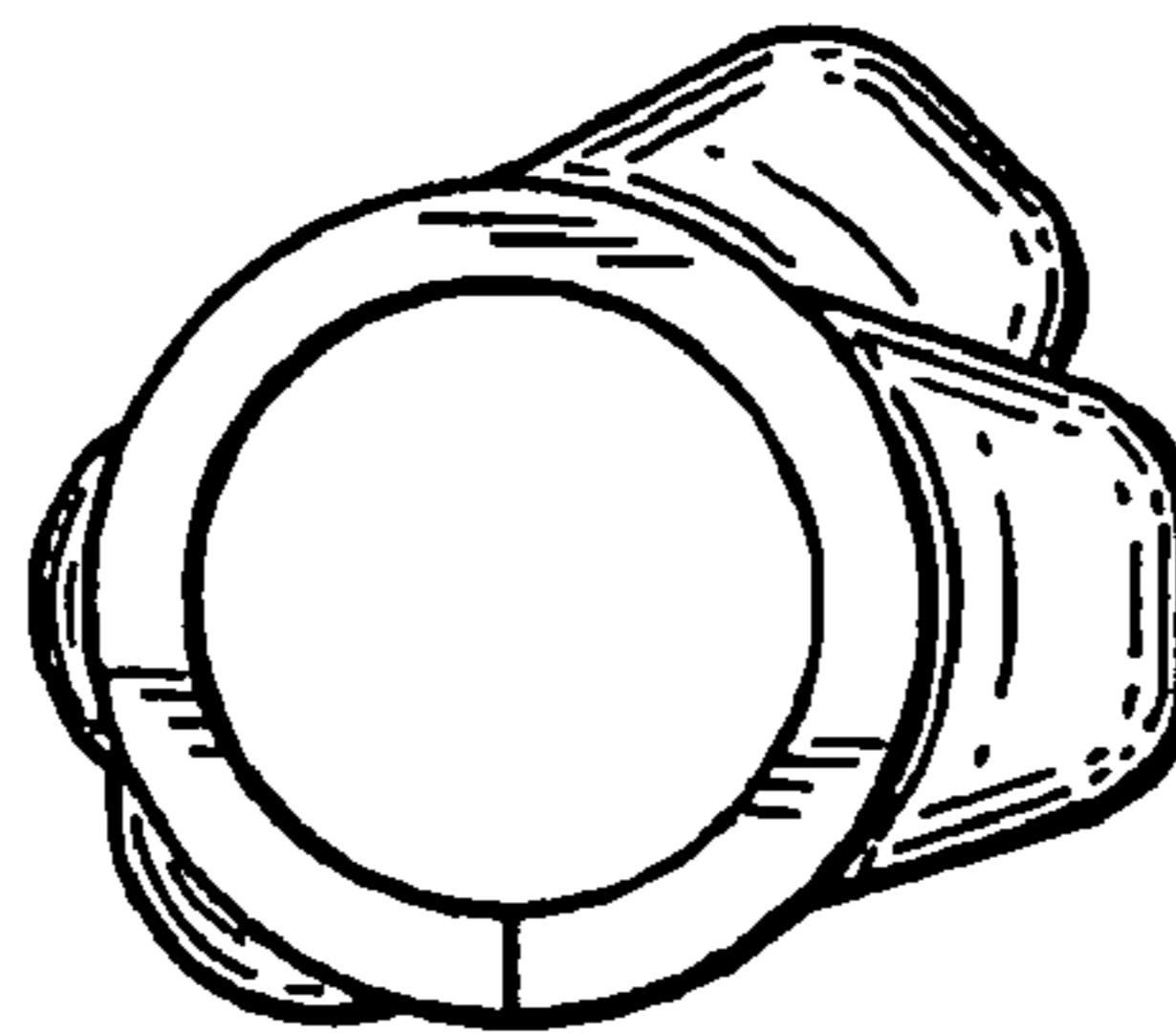


FIG. 7