



US00D598509S

(12) **United States Design Patent**
Winningham

(10) **Patent No.:** **US D598,509 S**

(45) **Date of Patent:** **** Aug. 18, 2009**

(54) **LACROSSE HEAD**

(75) Inventor: **Matthew M. Winningham**, Royal Oak, MI (US)

(73) Assignee: **Warrior Sports, Inc.**, Warren, MI (US)

(**) Term: **14 Years**

(21) Appl. No.: **29/327,209**

(22) Filed: **Oct. 31, 2008**

(51) **LOC (9) Cl.** **21-02**

(52) **U.S. Cl.** **D21/724; D21/753**

(58) **Field of Classification Search** D21/724,
D21/753; 473/505-515

See application file for complete search history.

(56) **References Cited**

U.S. PATENT DOCUMENTS

| | | | | | |
|-----------|------|---------|----------------|-------|---------|
| D376,183 | S * | 12/1996 | Morrow et al. | | D21/724 |
| RE38,216 | E | 8/2003 | Morrow et al. | | |
| 6,923,739 | B2 * | 8/2005 | Gait et al. | | 473/513 |
| 7,150,691 | B2 * | 12/2006 | Gait et al. | | 473/513 |
| D538,362 | S * | 3/2007 | Carroll | | D21/724 |
| 7,258,634 | B2 * | 8/2007 | Morrow et al. | | 473/512 |
| 7,357,739 | B2 * | 4/2008 | Montano et al. | | 473/513 |
| 7,393,294 | B2 * | 7/2008 | Filice et al. | | 473/513 |
| 7,445,571 | B2 * | 11/2008 | Winningham | | 473/513 |

7,520,828 B2 * 4/2009 Tucker et al. 473/513
2005/0215360 A1 9/2005 Gait

OTHER PUBLICATIONS

Great Atlantic Lacrosse Company Oct. 2008 Catalog, pp. 8-10.

* cited by examiner

Primary Examiner—Mitchell I Siegel

(74) *Attorney, Agent, or Firm*—Warner Norcross & Judd LLP

(57) **CLAIM**

The ornamental design for lacrosse head, as shown and described.

DESCRIPTION

FIG. 1 is a perspective view of the lacrosse head embodying the new design;

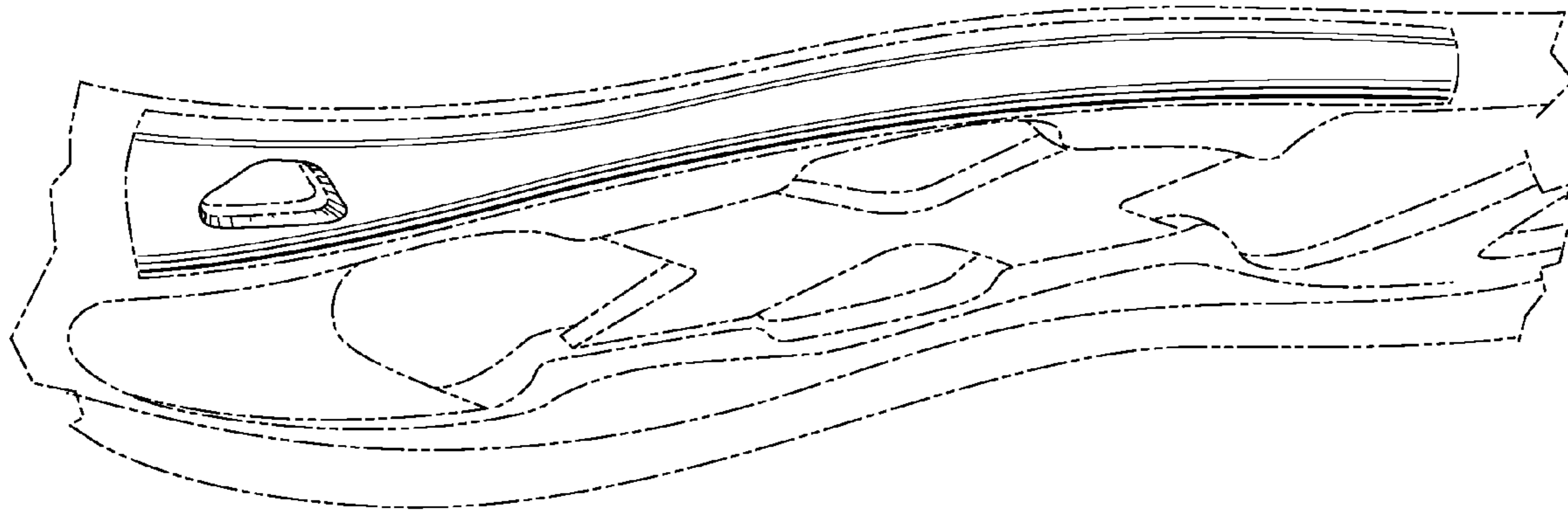
FIG. 2 is an enlarged, perspective view thereof;

FIG. 3 is a side view thereof; and,

FIG. 4 is a top view thereof.

FIGS. 1-4 show features of an lacrosse head in phantom lines. These features are shown for environmental purposes and do not form any part of the claimed design. Further, the phantom lines immediately adjacent the solid-line portions of the design form the boundary of the design, with the phantom lines forming no part of the claimed design.

1 Claim, 2 Drawing Sheets



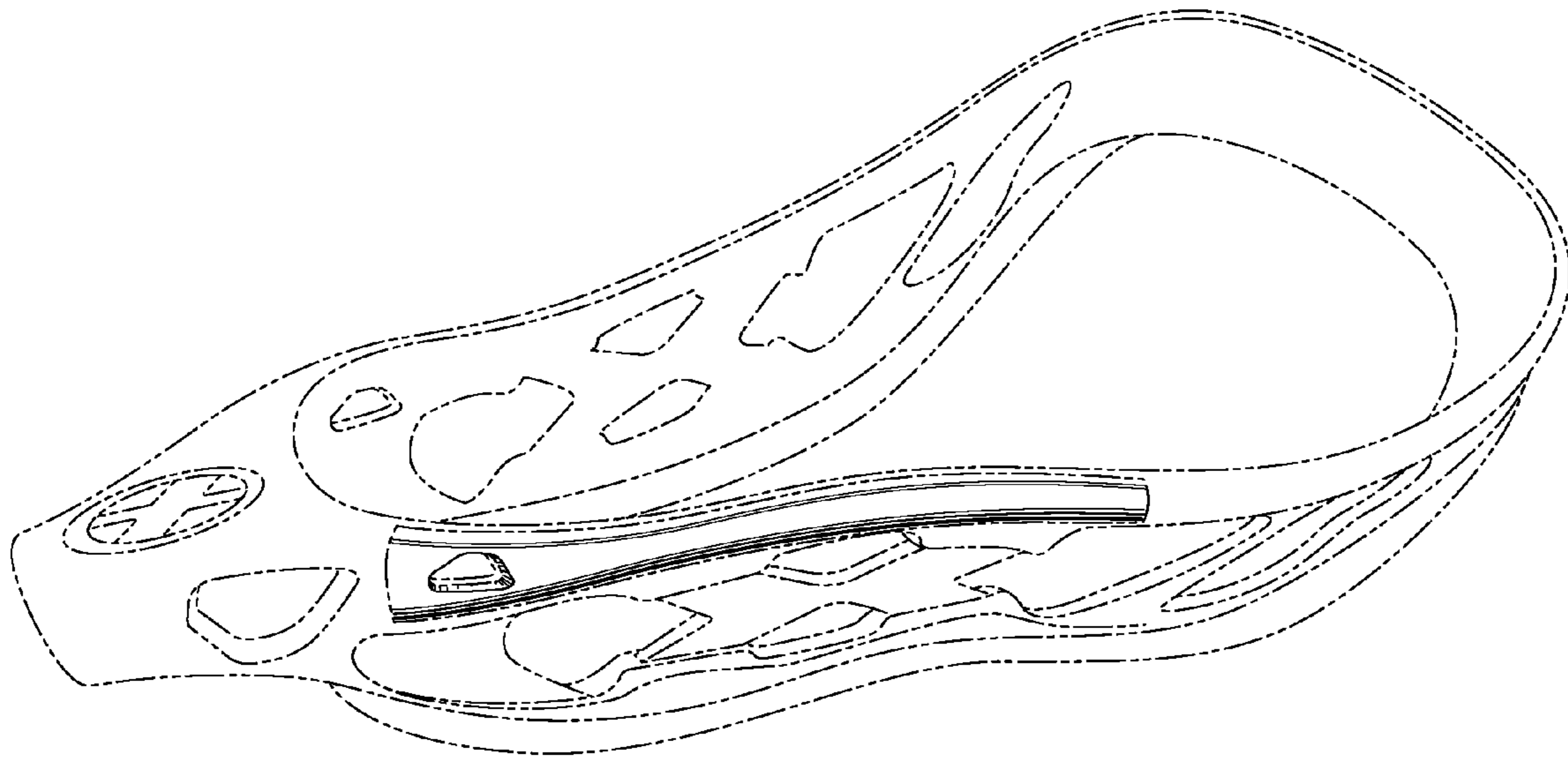


Fig. 1

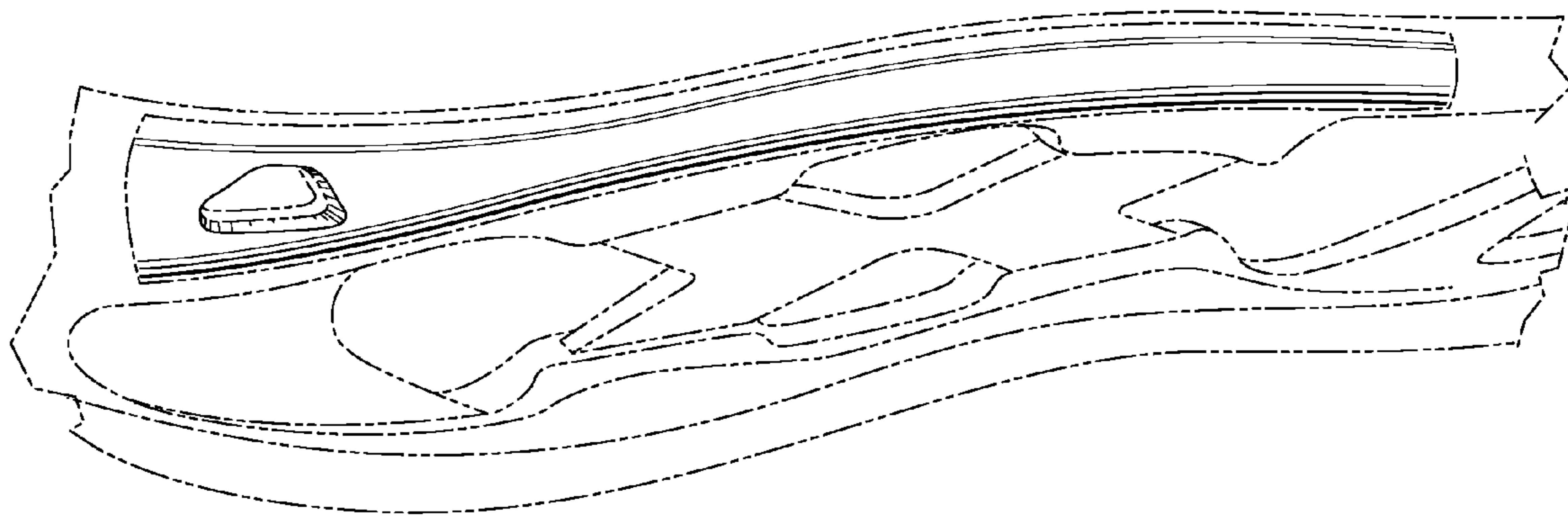


Fig. 2

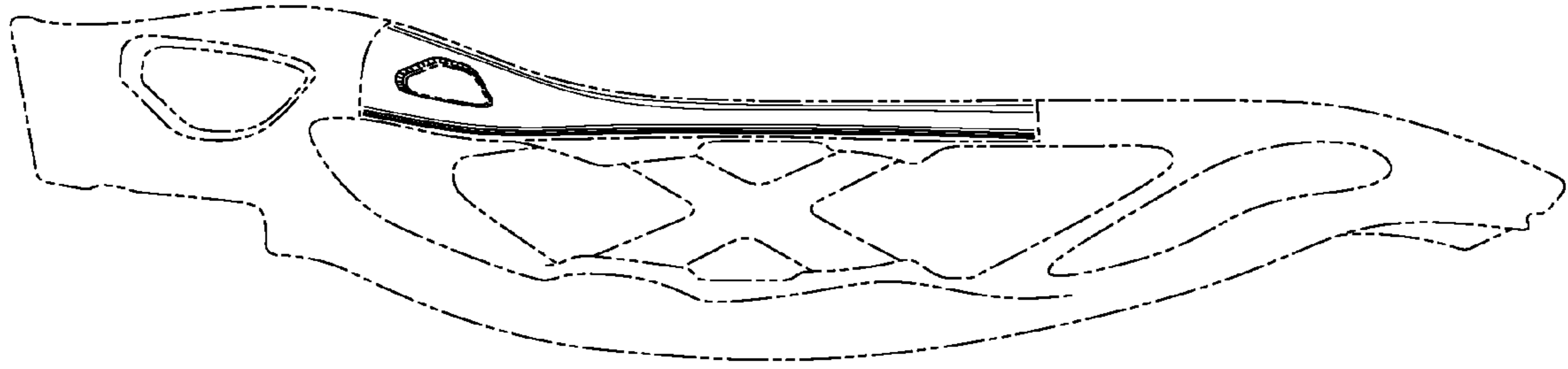


Fig. 3

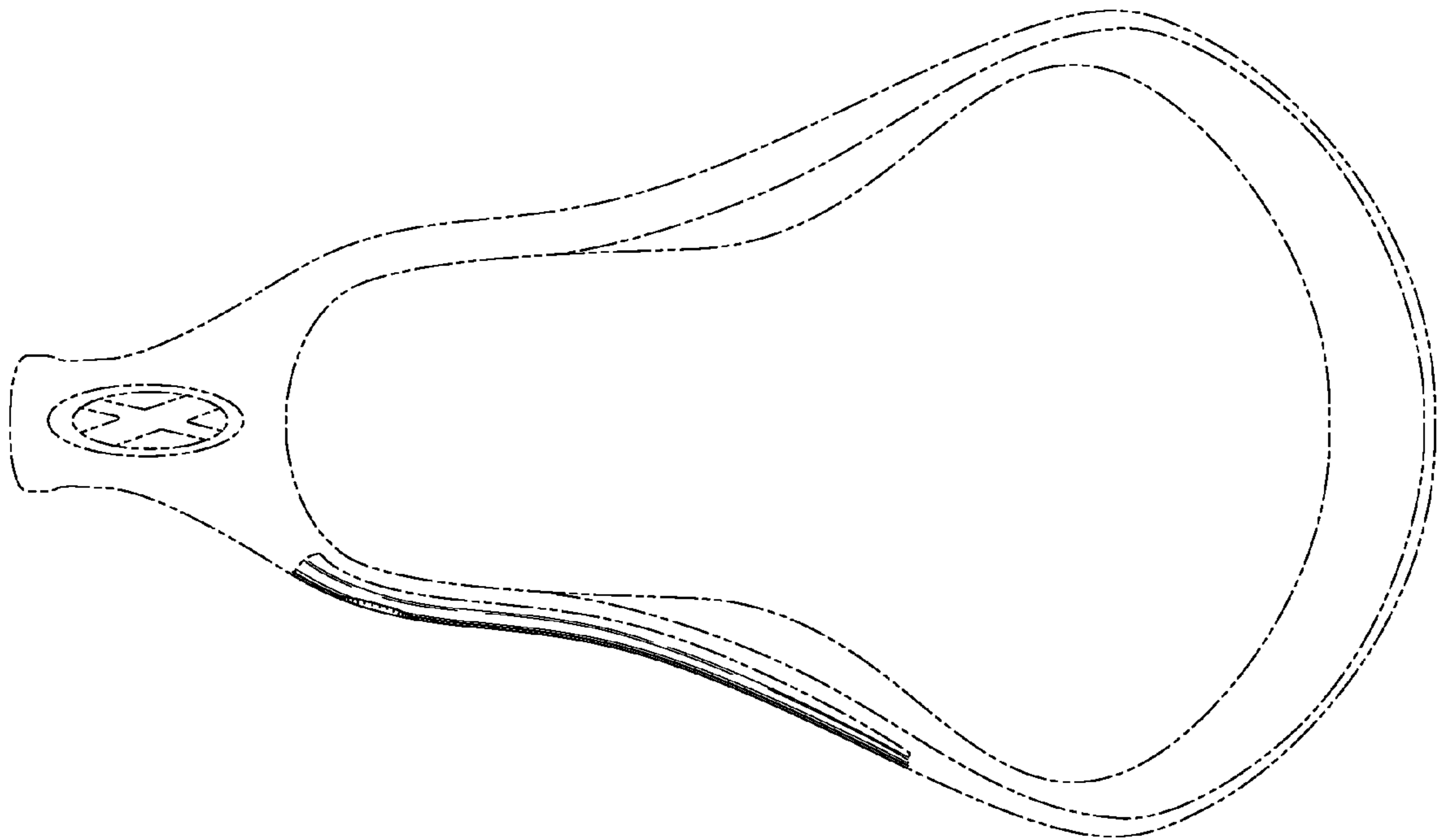


Fig. 4