



US00D598500S

(12) **United States Design Patent**  
**Hsu**

(10) **Patent No.:** **US D598,500 S**  
(45) **Date of Patent:** **\*\* Aug. 18, 2009**

(54) **HANG TAG**

(76) Inventor: **Wen-Yi Hsu**, 2060 S. Haven Ave.,  
Ontario, CA (US) 91761

(\*\*) Term: **14 Years**

(21) Appl. No.: **29/320,781**

(22) Filed: **Jul. 3, 2008**

(51) **LOC (9) Cl.** ..... **19-08**

(52) **U.S. Cl.** ..... **D20/22**

(58) **Field of Classification Search** ..... D20/10,  
D20/11, 19, 22, 23, 40, 43, 99; 40/1.5, 124.01,  
40/124.09, 299.01, 329, 584, 591, 607.13-607.15,  
40/617, 620, 635, 641, 642.01, 647, 651,  
40/653, 655, 658, 661, 661.01, 661.06, 661.11,  
40/666, 667, 668, 669; 24/474, 476; 119/858;  
206/376; 224/669; 283/56, 71, 81; 340/573.1;  
351/158

See application file for complete search history.

(56) **References Cited**

**U.S. PATENT DOCUMENTS**

|           |     |        |           |        |
|-----------|-----|--------|-----------|--------|
| 213,306   | A * | 3/1879 | Stieglitz | 40/652 |
| D25,819   | S * | 7/1896 | Foster    | D20/22 |
| D30,254   | S * | 2/1899 | Wells     | D20/22 |
| 840,168   | A * | 1/1907 | Stevenson | 40/329 |
| 1,742,982 | A * | 1/1930 | Wittstein | 40/639 |
| 4,097,971 | A * | 7/1978 | Morris    | 40/1.5 |
| 4,149,329 | A * | 4/1979 | Graves    | 40/668 |

|              |      |         |            |           |
|--------------|------|---------|------------|-----------|
| 5,521,911    | A *  | 5/1996  | Nyman      | 351/158   |
| D440,606     | S *  | 4/2001  | Mueller    | D20/43    |
| 6,305,329    | B1 * | 10/2001 | Levy, Jr.  | 119/858   |
| 6,840,420    | B1 * | 1/2005  | Hudson     | 224/669   |
| 7,222,399    | B2 * | 5/2007  | Eisenbraun | 24/474    |
| 2006/0202835 | A1 * | 9/2006  | Thibault   | 340/573.1 |
| 2007/0267307 | A1 * | 11/2007 | Chang      | 206/376   |

\* cited by examiner

*Primary Examiner*—Janice E Seeger

*Assistant Examiner*—Mary Ann Calabrese

(74) *Attorney, Agent, or Firm*—Eric Hanscom; Todd Langford

(57) **CLAIM**

The ornamental design for a hang tag, as shown and described.

**DESCRIPTION**

FIG. 1 is a perspective exploded view of a hang tag showing my new design, showing how it appears unassembled;

FIG. 2 is a front view thereof;

FIG. 3 is a back view thereof;

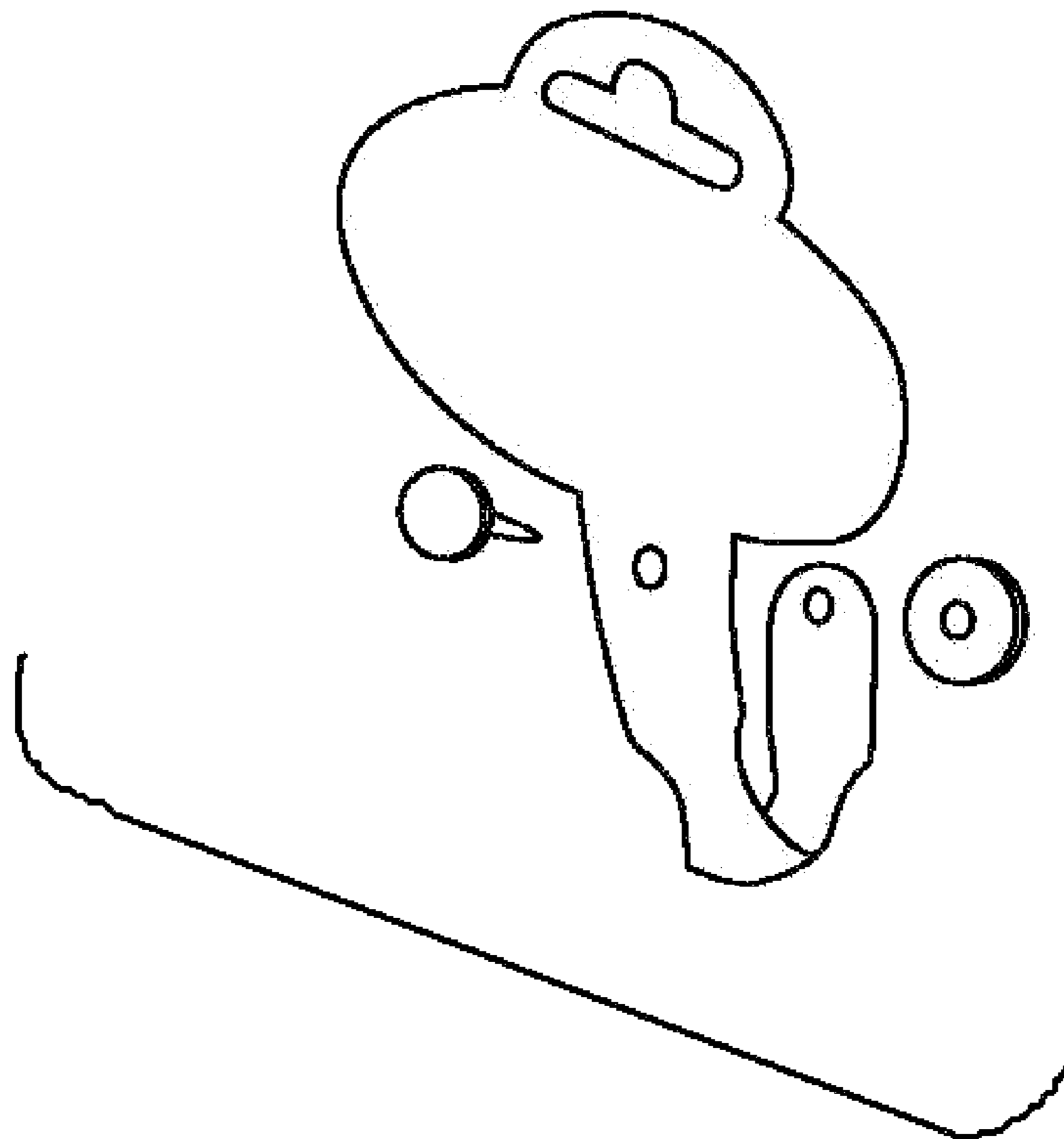
FIG. 4 is a left-side view thereof;

FIG. 5 is a right-side view thereof;

FIG. 6 is a top view thereof; and,

FIG. 7 is a bottom view thereof.

**1 Claim, 7 Drawing Sheets**



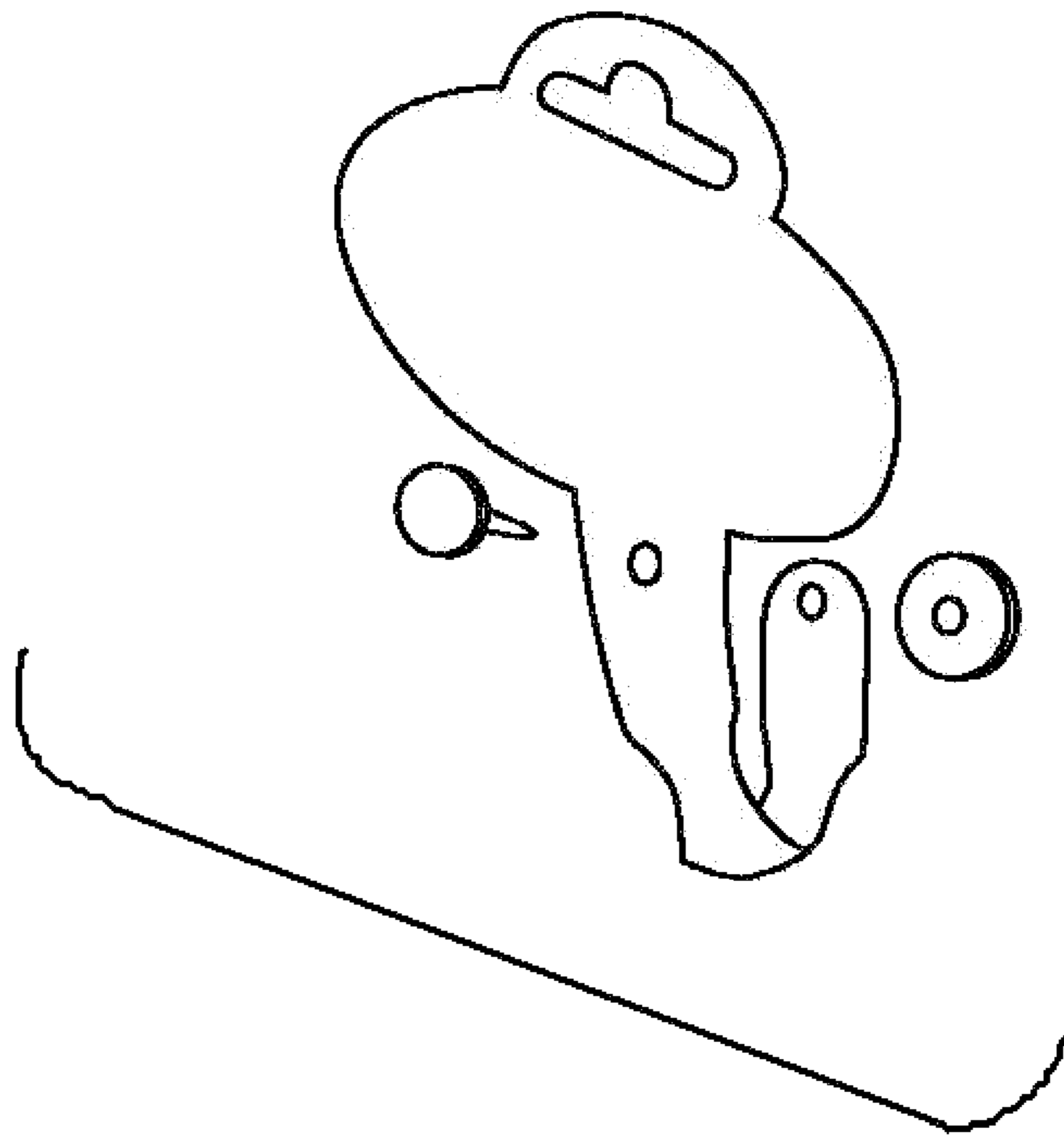


FIG.1

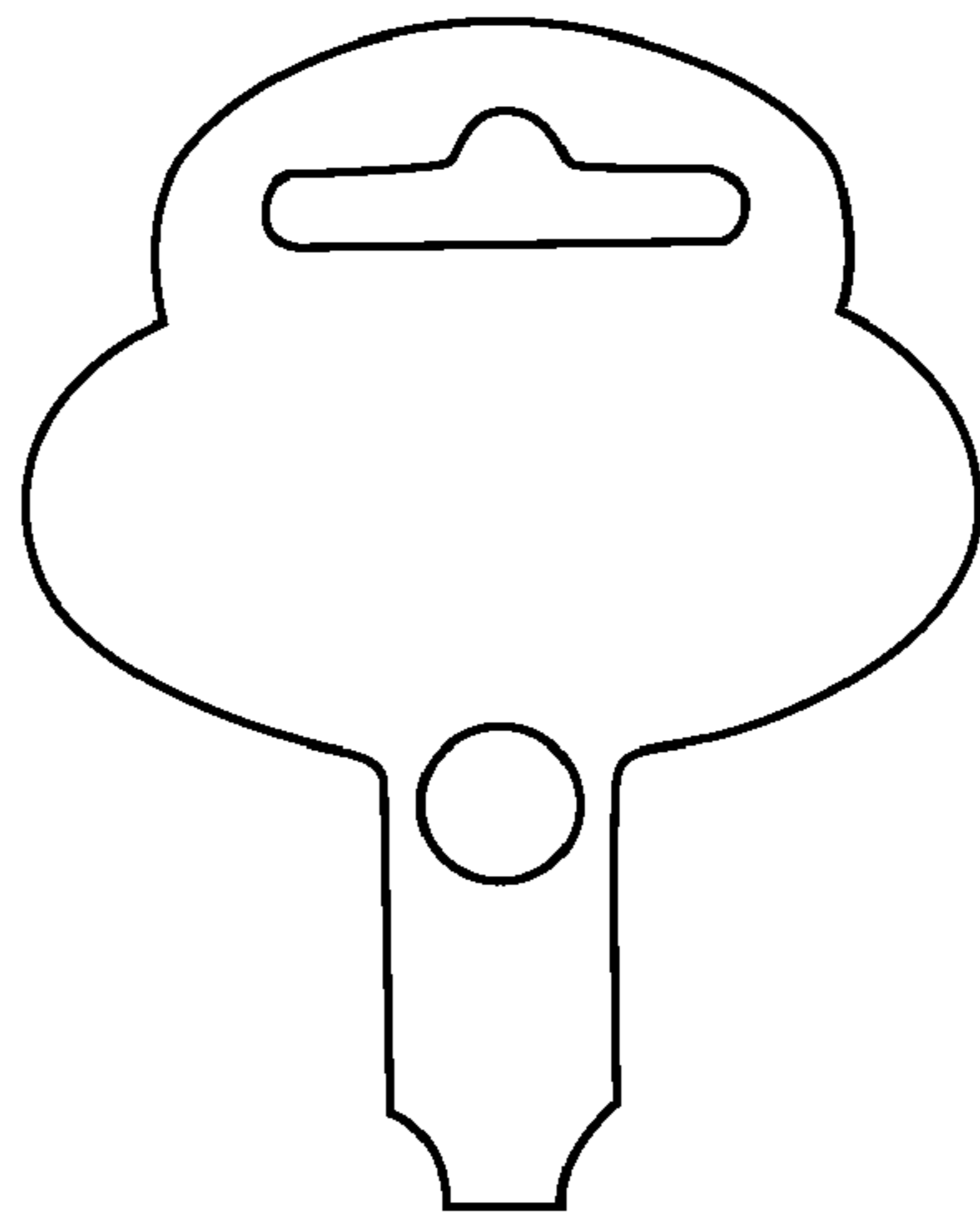


FIG.2

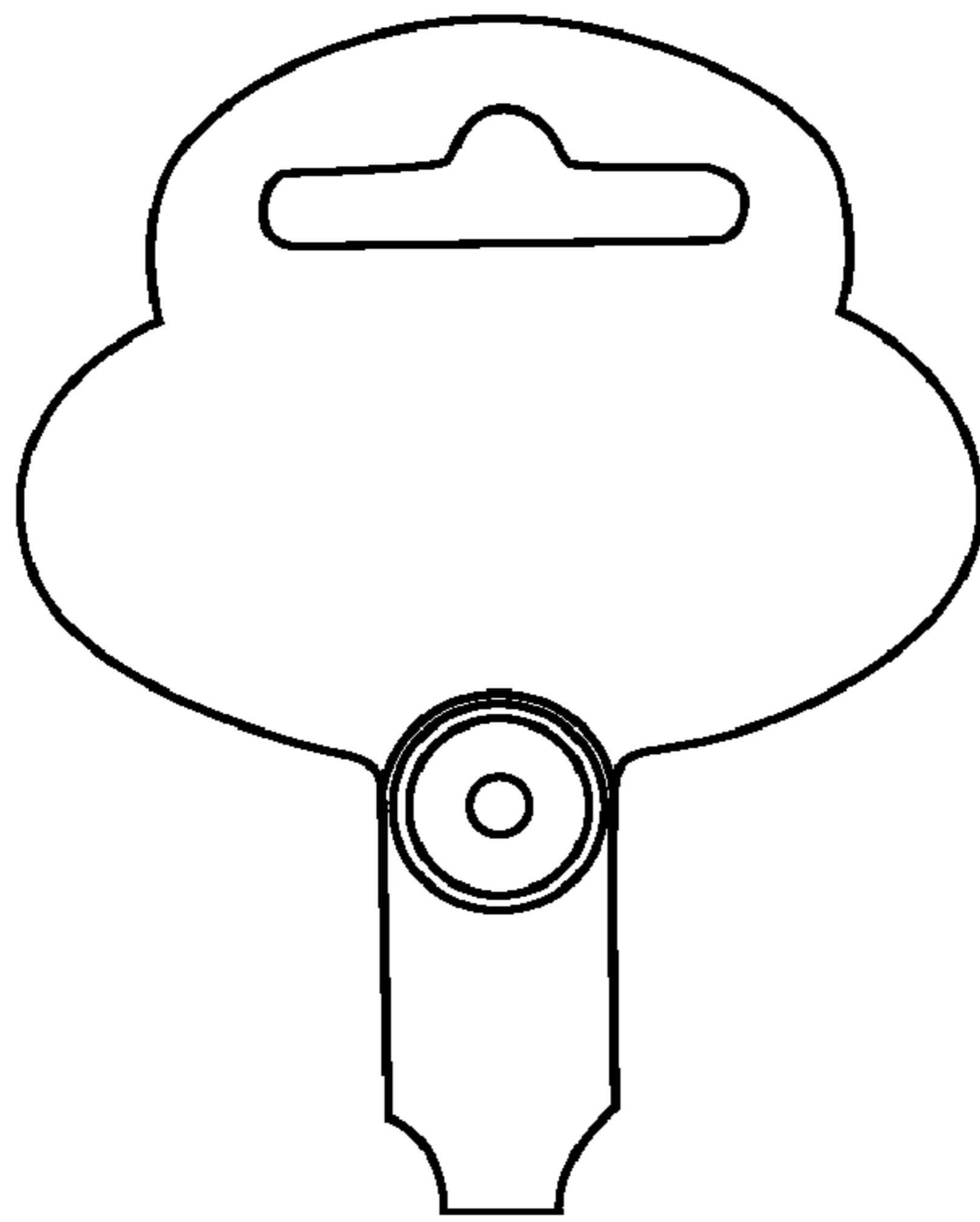


FIG.3

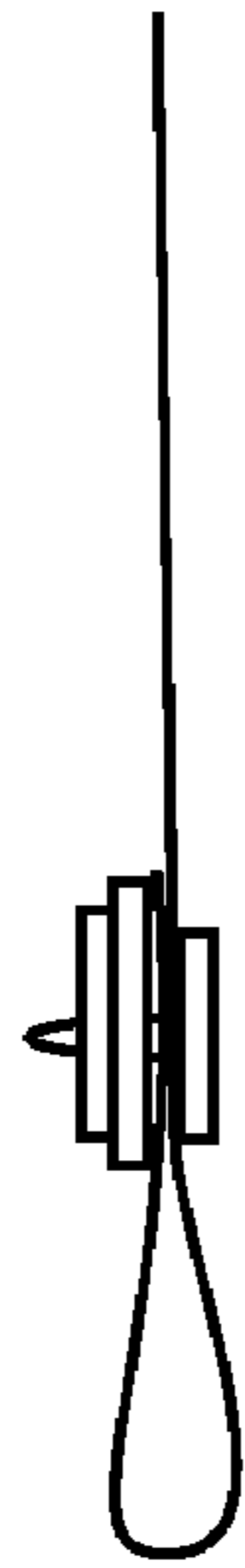


FIG.4

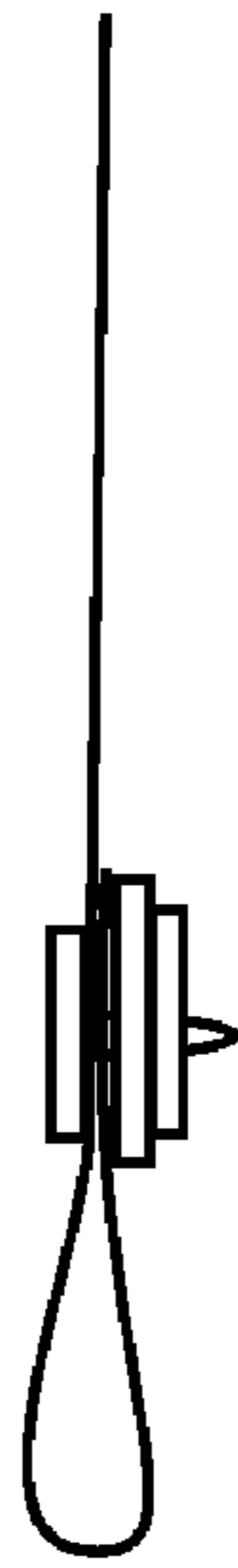


FIG.5

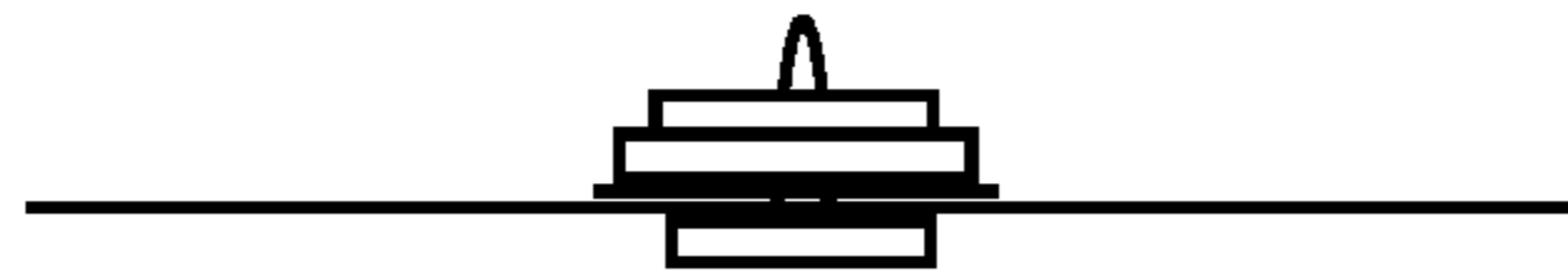
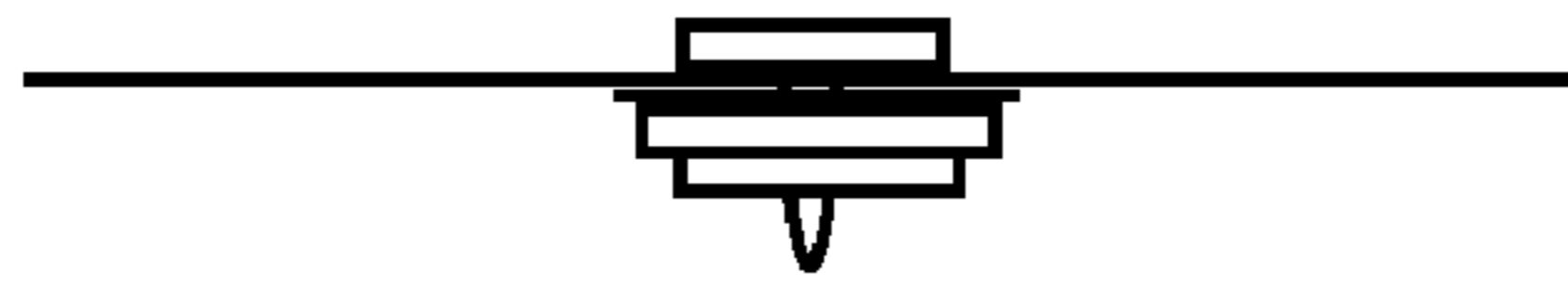


FIG.6



**FIG.7**