



US00D598497S

(12) **United States Design Patent**
Koch

(10) **Patent No.:** **US D598,497 S**

(45) **Date of Patent:** **** Aug. 18, 2009**

(54) **BALLPOINT PEN**

D562,894 S * 2/2008 Nishida D19/49
D566,176 S * 4/2008 Rolion et al. D19/46

(75) Inventor: **Uwe Koch**, Brensbach (DE)

FOREIGN PATENT DOCUMENTS

(73) Assignee: **Ritter Pen GmbH** (DE)

WO DM/056611 * 11/2000

(**) Term: **14 Years**

* cited by examiner

(21) Appl. No.: **29/317,934**

Primary Examiner—Elizabeth A Albert

(22) Filed: **May 9, 2008**

(74) *Attorney, Agent, or Firm*—Smith, Gambrell & Russell

(51) **LOC (9) Cl.** **19-06**

(52) **U.S. Cl.** **D19/46**

(58) **Field of Classification Search** D19/35,
D19/36, 41–51, 53–57; 24/11 R, 11 F, 11 P;
401/52, 99, 100, 104–109, 192, 195, 196;
D14/411, 431; 178/19.04
See application file for complete search history.

(57) **CLAIM**

The ornamental design for a ballpoint pen, as shown and described.

(56) **References Cited**

U.S. PATENT DOCUMENTS

D195,480 S * 6/1963 Tegen D10/70
D216,844 S * 3/1970 Shimada D19/49
D269,189 S * 5/1983 Sakaoka D19/48
D307,035 S * 4/1990 Petterson D19/57
D346,401 S * 4/1994 Sakuno D19/48
5,599,123 A * 2/1997 Still 401/52
D440,602 S * 4/2001 Ikeda D19/48
6,332,247 B1 * 12/2001 Hsieh 24/11 R
D562,890 S * 2/2008 Wang et al. D19/46

DESCRIPTION

FIG. 1 is a front view of a ball point pen of the present invention;

FIG. 2 is a left side view thereof;

FIG. 3 is a back side view thereof;

FIG. 4 is a right side view thereof;

FIG. 5 is a top plan view thereof; and,

FIG. 6 is a bottom view thereof.

The stippling shown on the grip of the pen barrel in FIGS. 1, 2, 3, 4, and 6 represents a contrast in material and is part of the claimed design.

1 Claim, 2 Drawing Sheets

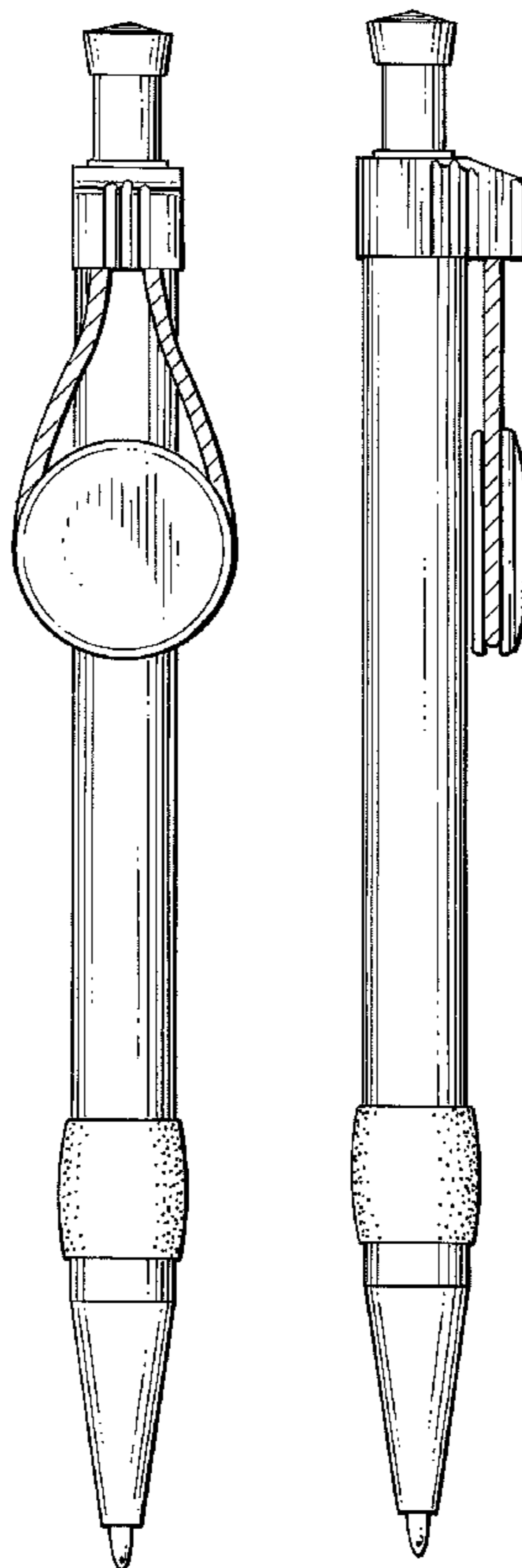


FIG. 1

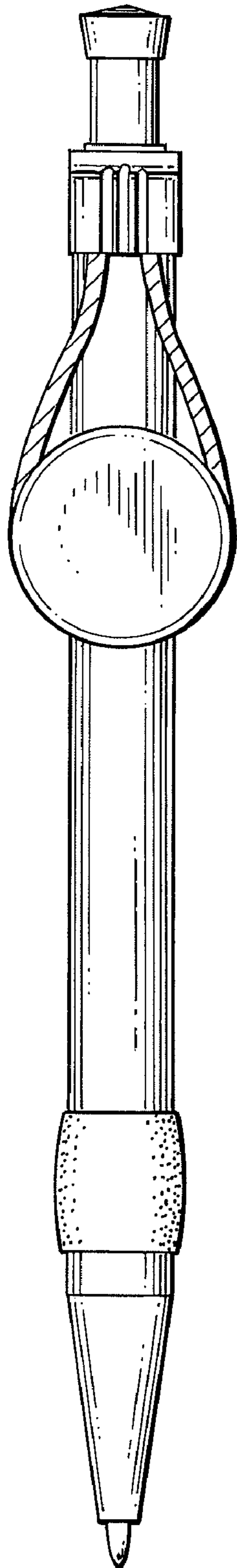


FIG. 2

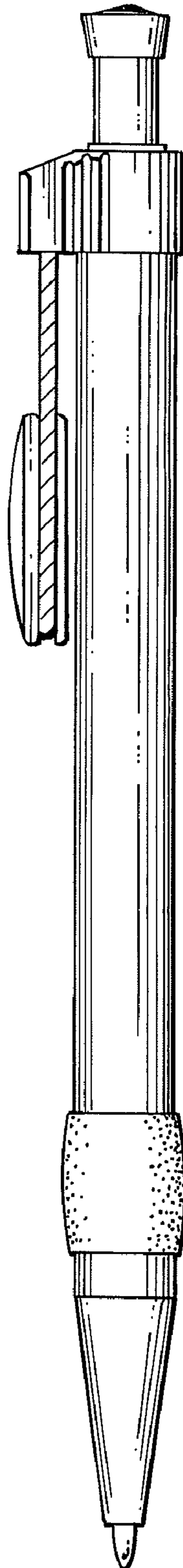


FIG. 3

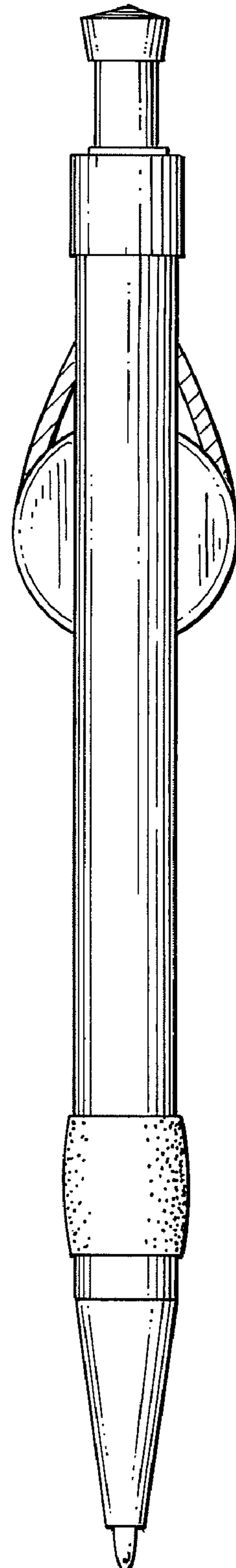


FIG. 4

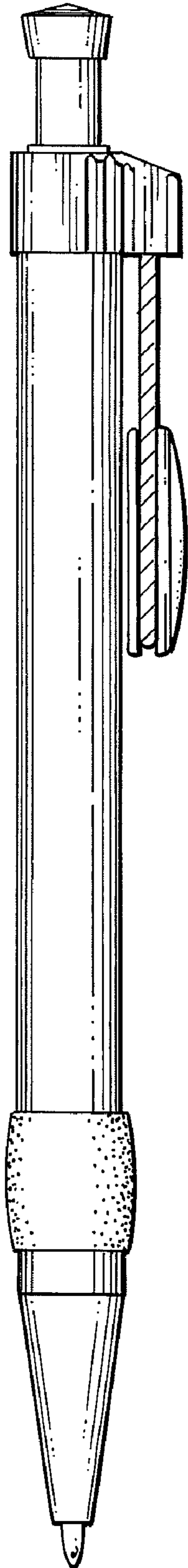


FIG. 5

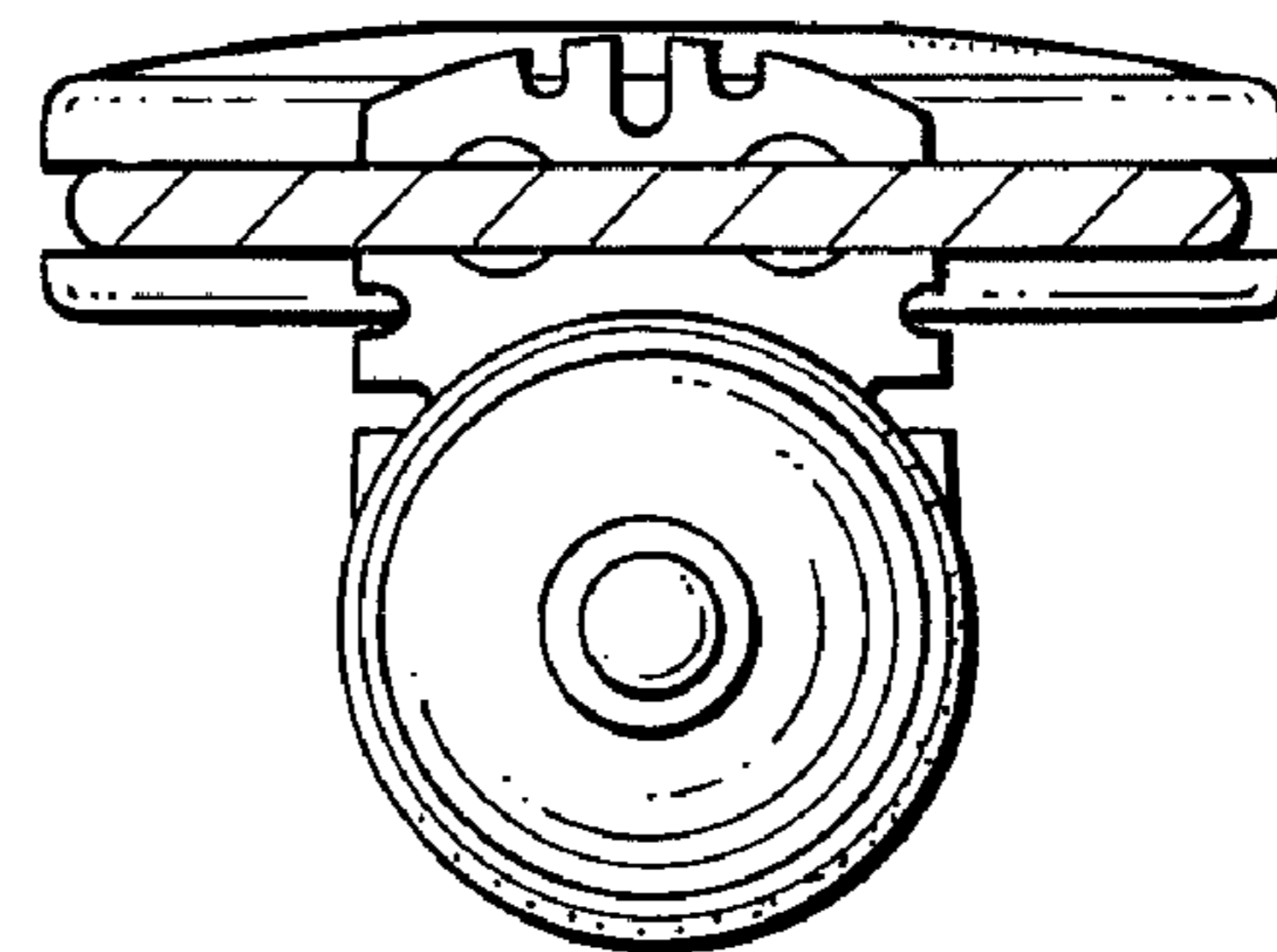



FIG. 6