



US00D598496S

(12) **United States Design Patent**  
**Ikeda**

(10) **Patent No.:** **US D598,496 S**

(45) **Date of Patent:** **\*\* Aug. 18, 2009**

(54) **FOUNTAIN PEN**

(75) Inventor: **Akinori Ikeda**, Tokyo (JP)

(73) Assignee: **Kabushiki Kaisha Pilot Corporation**,  
Tokyo (JP)

(\*\*) Term: **14 Years**

(21) Appl. No.: **29/298,110**

(22) Filed: **Nov. 29, 2007**

(30) **Foreign Application Priority Data**

May 31, 2007 (JP) ..... 2007-014436

(51) **LOC (9) Cl.** ..... **19-06**

(52) **U.S. Cl.** ..... **D19/45**

(58) **Field of Classification Search** ..... D19/35,  
D19/36, 41, 42, 43, 44, 45, 46, 47, 48, 49,  
D19/50, 51, 54, 55, 56, 57; 24/11 F, 11 P,  
24/11 R; 401/52, 99, 100, 104, 105, 106,  
401/107, 108, 109, 192, 195, 196, 202, 209,  
401/213, 243, 244, 245, 246, 247; 708/107  
See application file for complete search history.

(56) **References Cited**

**U.S. PATENT DOCUMENTS**

209,411 A \* 10/1878 McGill ..... 30/320  
294,756 A \* 3/1884 Brown ..... 401/82  
1,124,659 A \* 1/1915 Ranney ..... 401/156

(Continued)

**FOREIGN PATENT DOCUMENTS**

JP D1243209 S 6/2005

*Primary Examiner*—Elizabeth A Albert

*Assistant Examiner*—Karen E Eldridge Powers

(74) *Attorney, Agent, or Firm*—Sughrue Mion, PLLC

(57) **CLAIM**

The ornamental design for a fountain pen, as shown and described.

**DESCRIPTION**

FIG. 1 is a perspective view of the top, front and left side of a fountain pen showing my new design;

FIG. 2 is a front elevational view thereof;

FIG. 3 is a rear elevational view thereof;

FIG. 4 is a left side elevational view thereof;

FIG. 5 is a right side elevational view thereof;

FIG. 6 is a top plan view thereof;

FIG. 7 is a bottom plan view thereof;

FIG. 8 is a cross-sectional view thereof along the line 8—8 in FIG. 4;

FIG. 9 is a front elevational view of the body of the fountain pen, shown without the cap for convenience of illustration;

FIG. 10 is a rear elevational view thereof;

FIG. 11 is a left side elevational view thereof;

FIG. 12 is a right side elevational view thereof;

FIG. 13 is a top plan view thereof;

FIG. 14 is a bottom plan view thereof;

FIG. 15 is a front elevational view of the cap of the fountain pen, shown without the body for convenience of illustration;

FIG. 16 is a rear elevational view thereof;

FIG. 17 is a left side elevational view thereof;

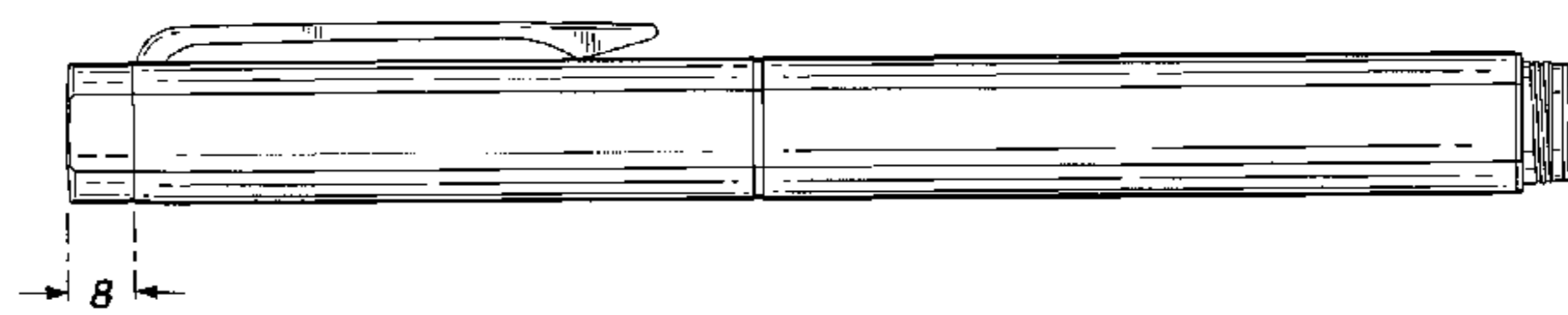
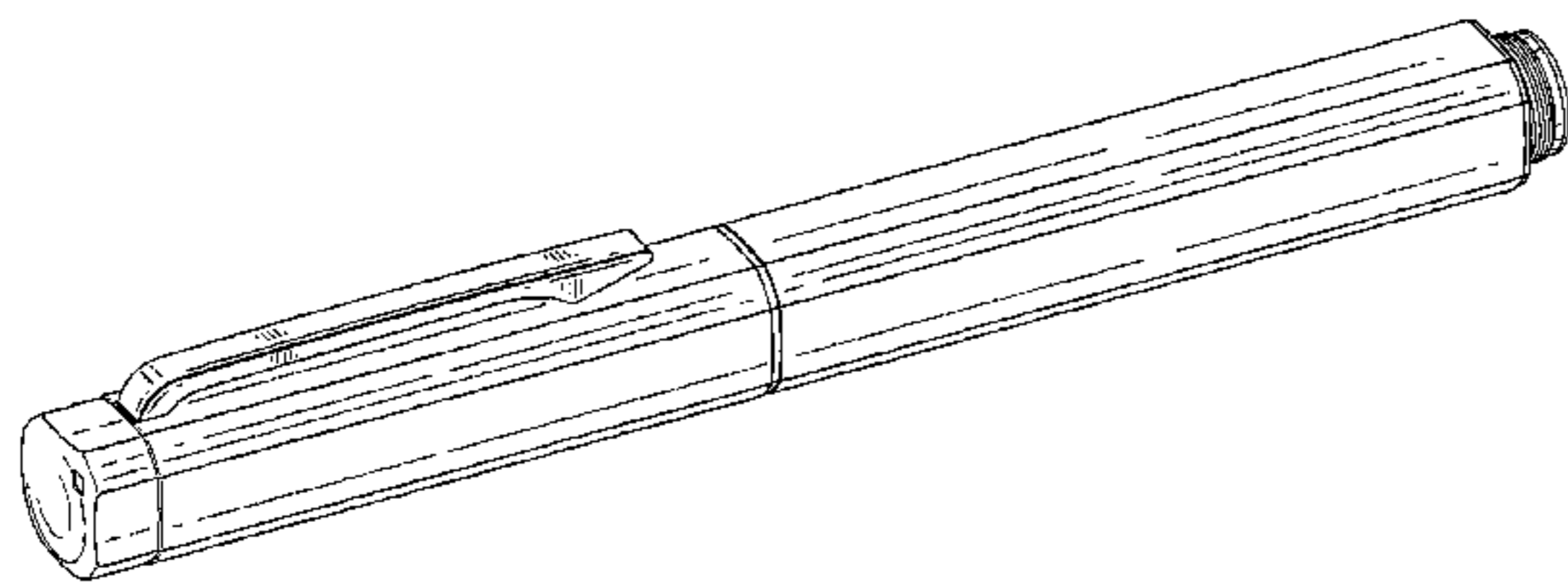
FIG. 18 is a right side elevational view thereof;

FIG. 19 is a top plan view thereof; and,

FIG. 20 is a bottom plan view thereof.

The broken line circle in FIG. 18 defines the bounds of the claimed design and forms no part thereof.

**1 Claim, 7 Drawing Sheets**



# US D598,496 S

Page 2

## U.S. PATENT DOCUMENTS

D78,723 S *	6/1929	Baker	.....	D27/170	5,895,895 A *	4/1999	Ono et al.	.....	178/19.03
D81,254 S *	5/1930	Parker	.....	D19/48	D429,845 S *	8/2000	Lang	.....	D28/7
2,636,477 A *	4/1953	La France	.....	401/167	D436,375 S *	1/2001	Rosenbaum	.....	D19/51
3,468,613 A *	9/1969	Strickler	.....	401/199	D443,641 S *	6/2001	Mader	.....	D19/36
D234,471 S *	3/1975	Carre	.....	D19/51	D443,643 S *	6/2001	Martens et al.	.....	D19/43
D247,501 S *	3/1978	Malamoud	.....	D19/49	D450,087 S *	11/2001	Luigi	.....	D19/43
D260,658 S *	9/1981	Chiba	.....	D19/49	D452,272 S *	12/2001	Bonnamour	.....	D19/43
D282,378 S *	1/1986	Ohyabu et al.	.....	D19/43	D467,970 S *	12/2002	Pellissa Beneyto	.....	D19/43
D286,547 S *	11/1986	Koizumi et al.	.....	D19/51	D470,885 S *	2/2003	Tahara	.....	D19/36
D286,790 S *	11/1986	Bove	.....	D19/50	D482,396 S *	11/2003	De Bon	.....	D19/43
D289,424 S *	4/1987	Huang	.....	D19/36	D501,028 S *	1/2005	Carre	.....	D19/43
D323,673 S *	2/1992	Gomez	.....	D19/49	D501,880 S *	2/2005	Collin	.....	D19/43
D332,637 S *	1/1993	Hesse	.....	D19/48	D503,740 S *	4/2005	Carre	.....	D19/50
D358,842 S *	5/1995	Shiau	.....	D19/36	D503,741 S *	4/2005	Pellissa Beneyto	.....	D19/51
D360,650 S *	7/1995	Irby	.....	D19/51	D507,017 S *	7/2005	Cogoli et al.	.....	D19/43
D362,682 S *	9/1995	Pitteloud	.....	D19/48	D543,586 S *	5/2007	Cetera	.....	D19/48
D370,088 S *	5/1996	Burns	.....	D28/86	D551,341 S *	9/2007	Galbraith	.....	D24/114
D392,316 S *	3/1998	Verhaeghe	.....	D19/49	D576,676 S *	9/2008	Shimizu	.....	D19/49
D398,934 S *	9/1998	Veillon	.....	D19/51	2006/0239761 A1 *	10/2006	Cetera	.....	401/258
D404,528 S *	1/1999	Wong	.....	D28/51	2007/0248401 A1 *	10/2007	Noguchi	.....	401/225

\* cited by examiner

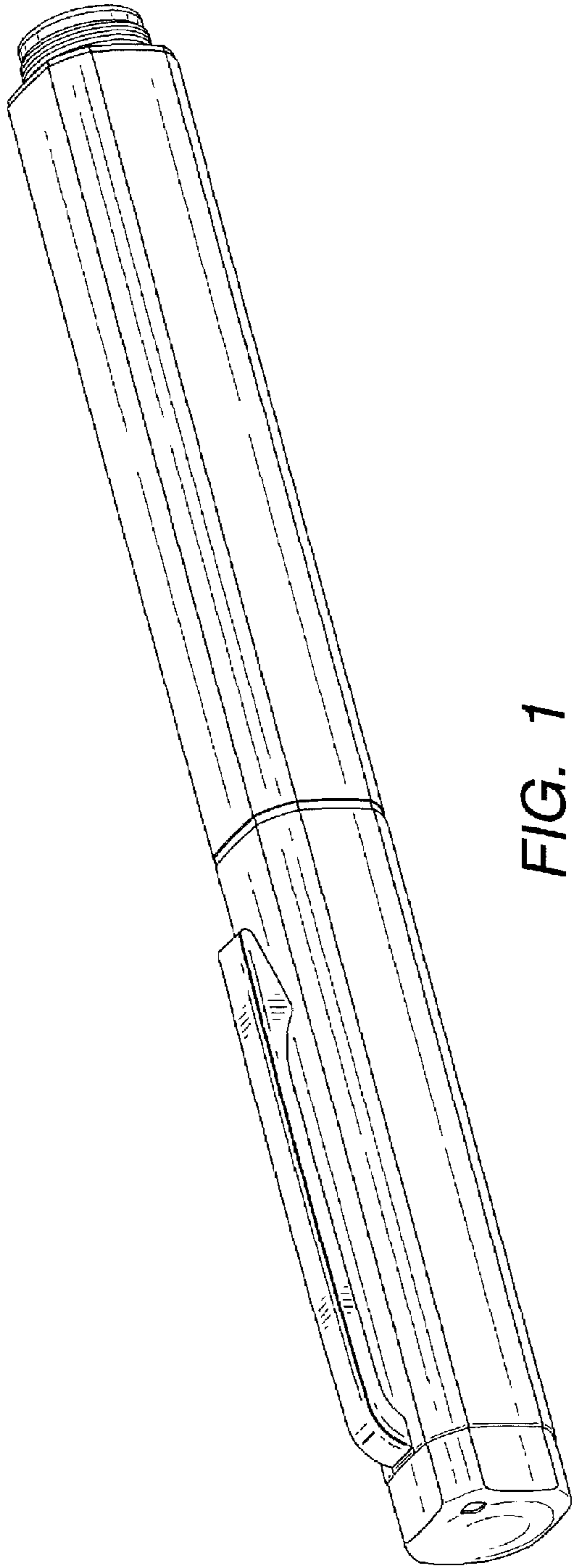


FIG. 1

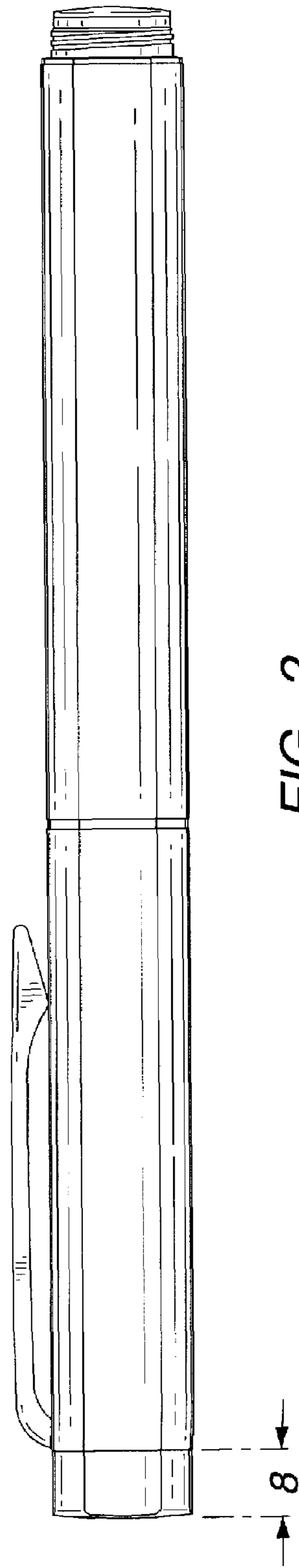


FIG. 2

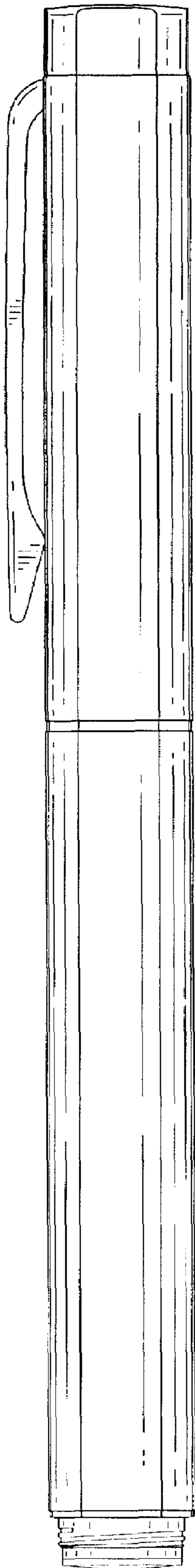


FIG. 3

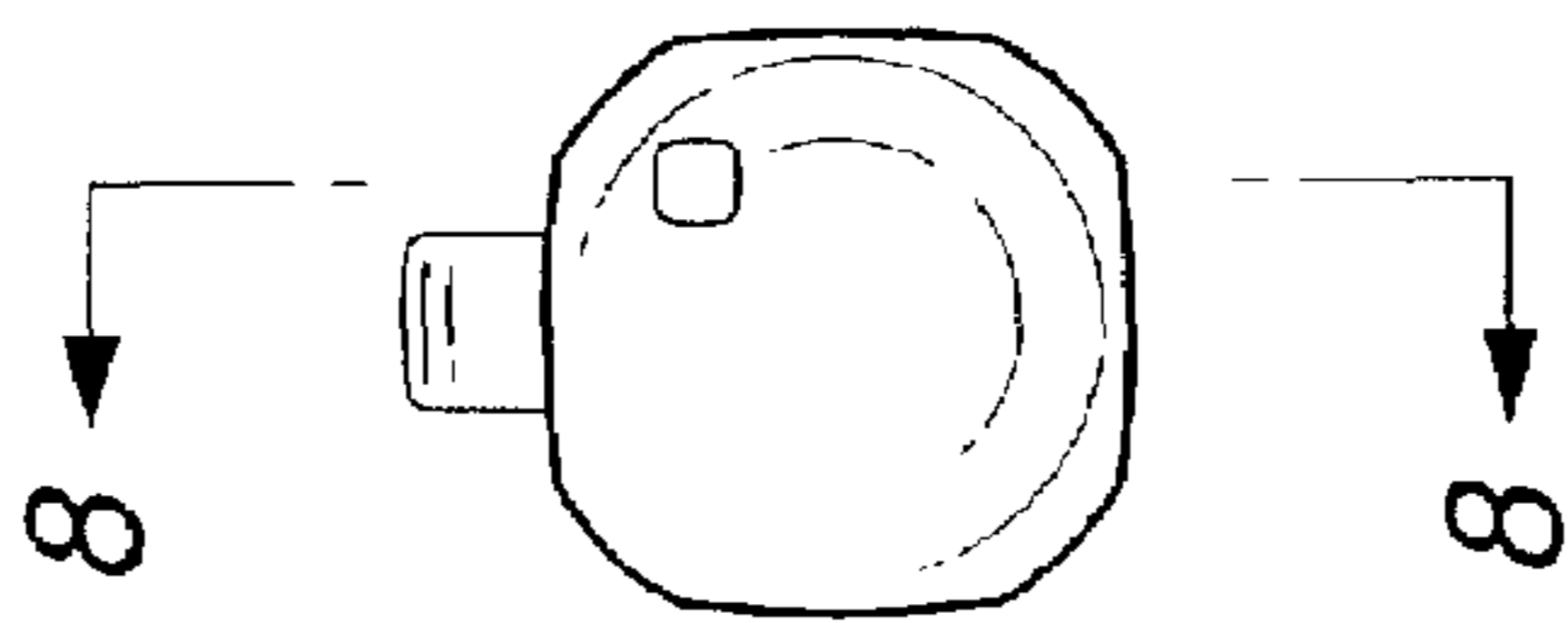


FIG. 4

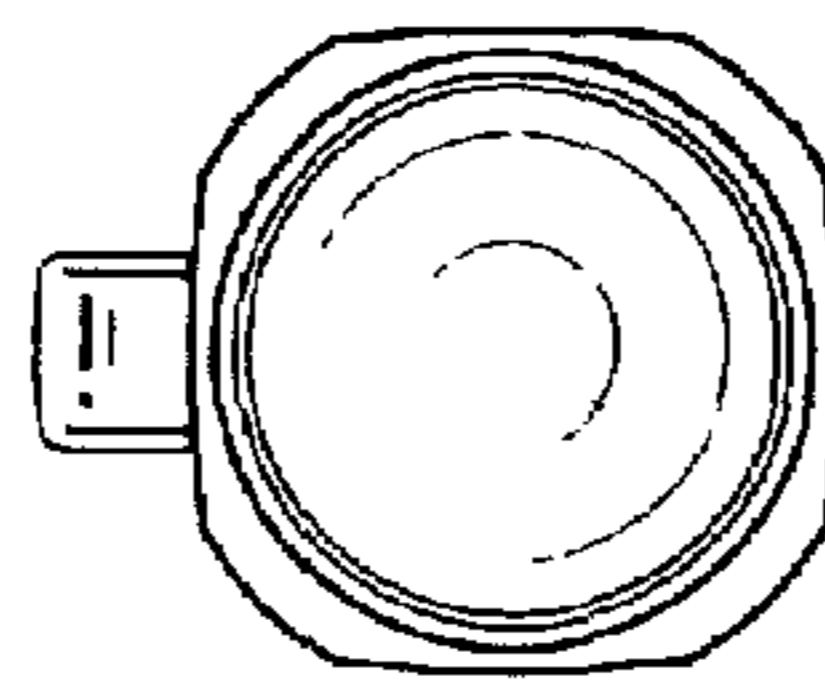


FIG. 5




FIG. 6

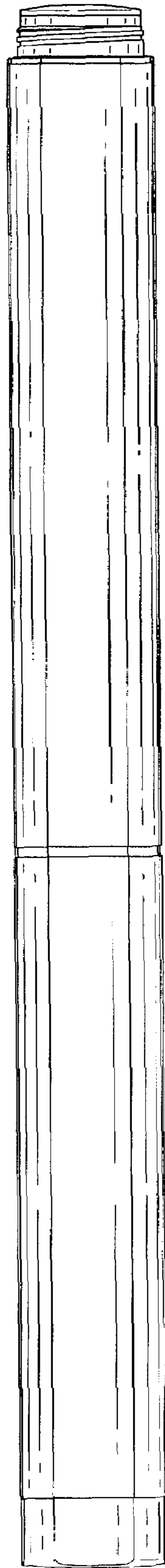


FIG. 7

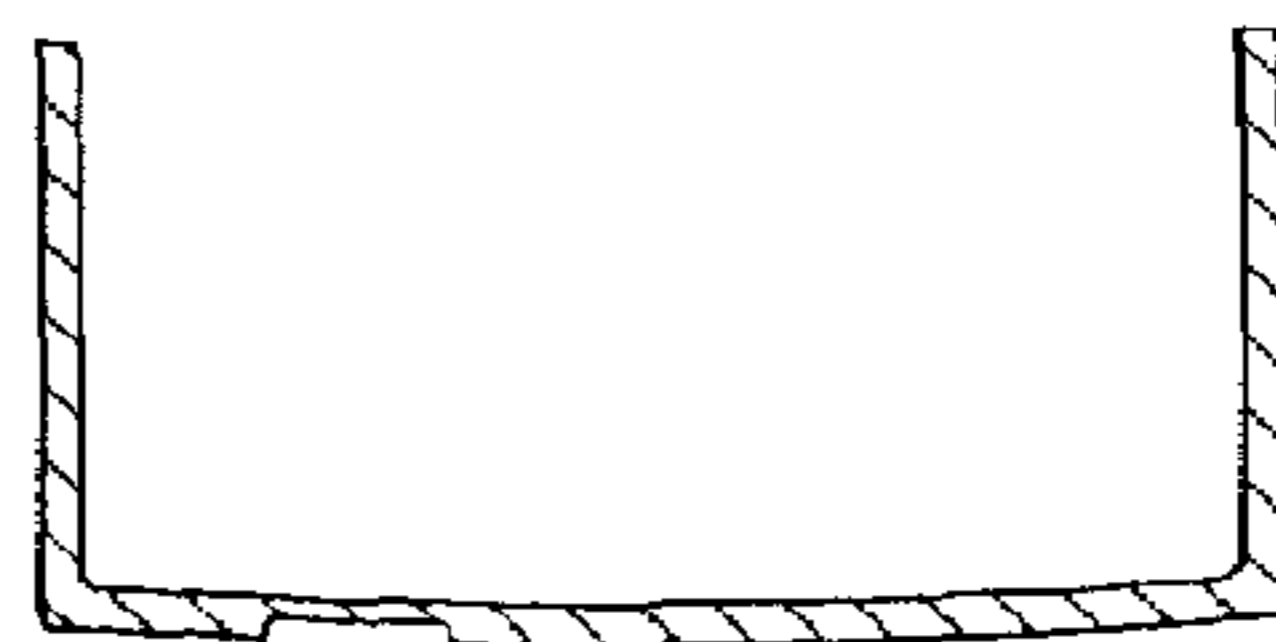


FIG. 8




FIG. 9




FIG. 10

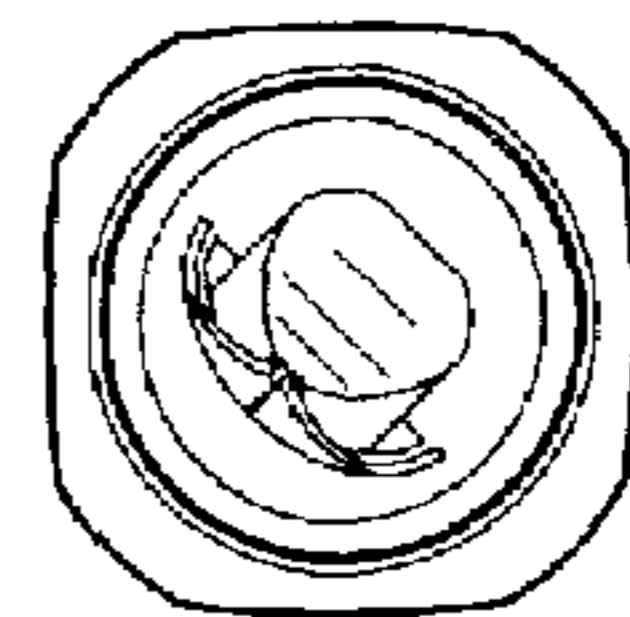


FIG. 11

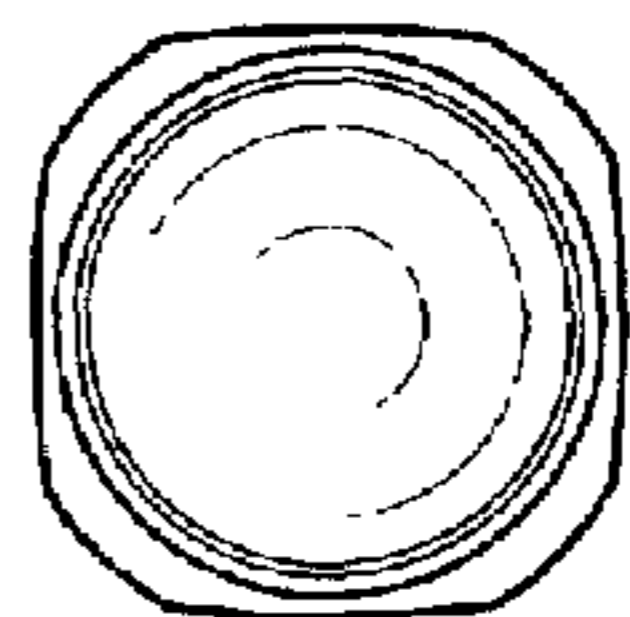


FIG. 12




FIG. 13

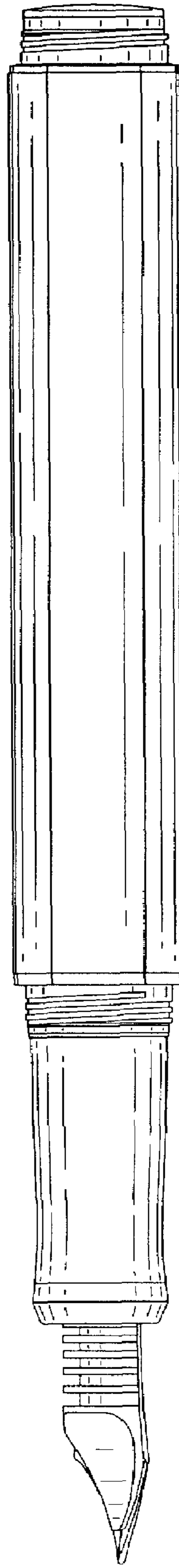
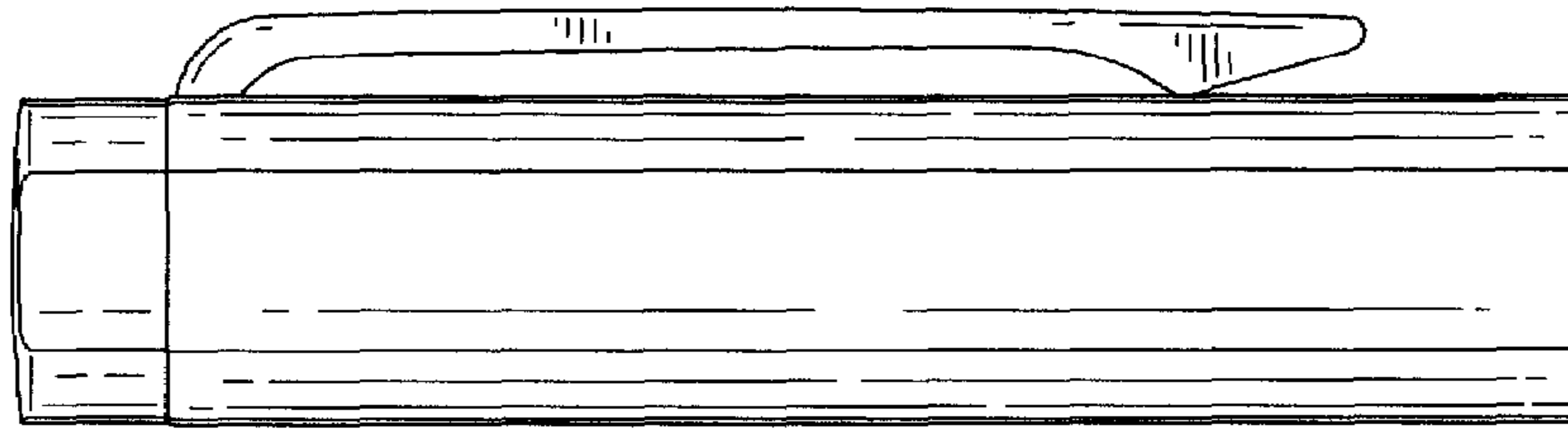
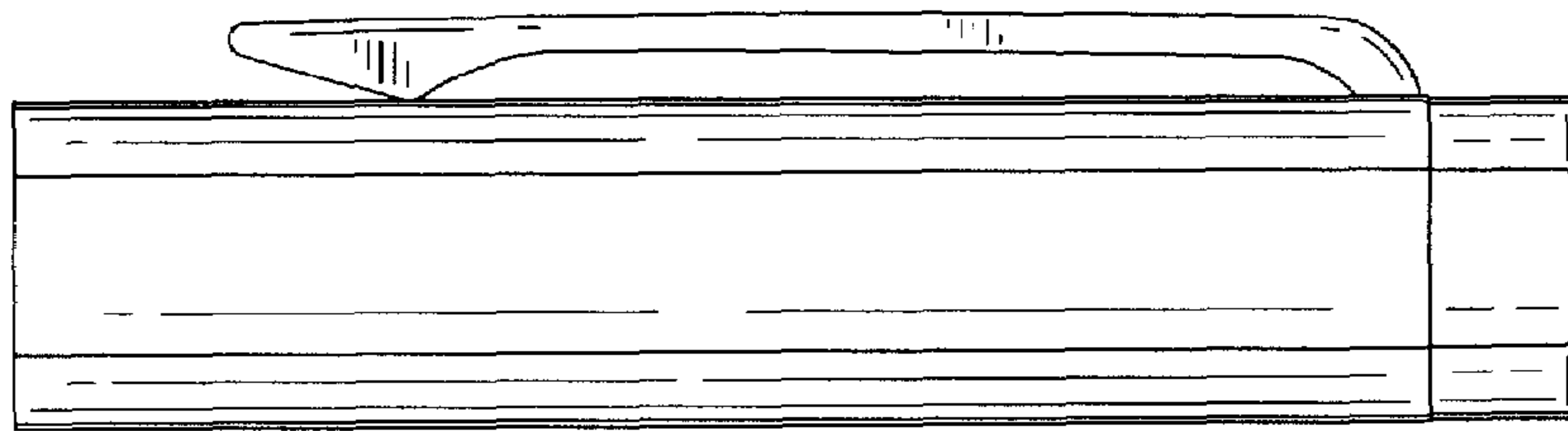


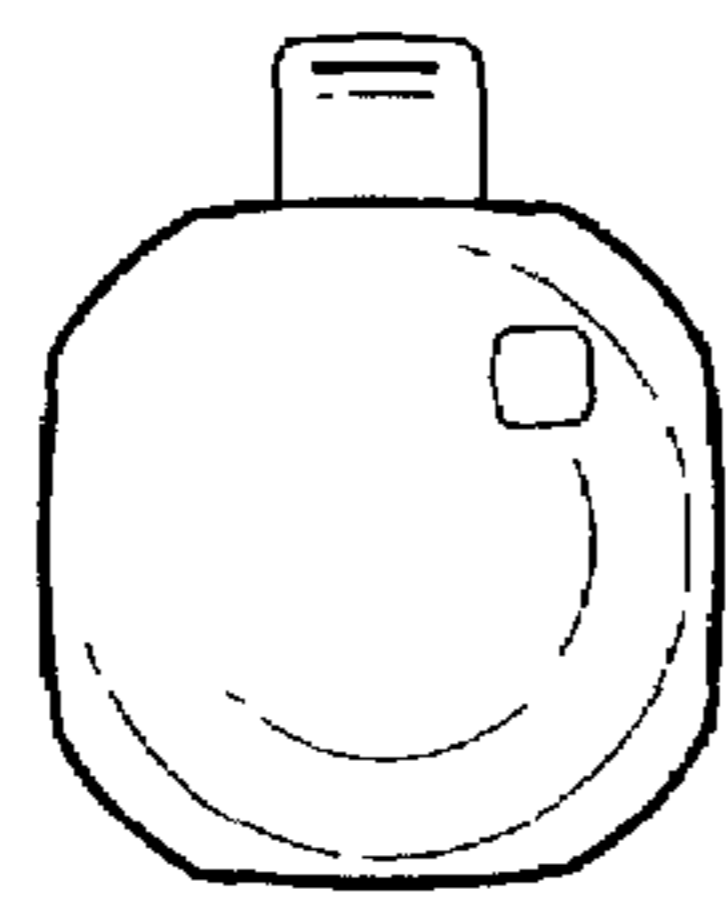
FIG. 14



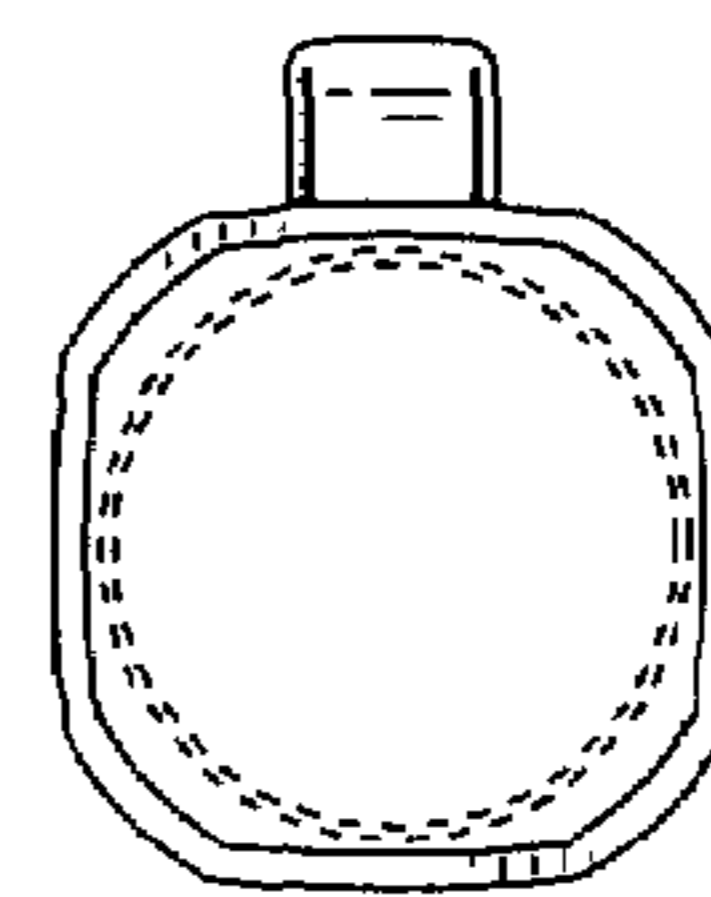
*FIG. 15*



*FIG. 16*




*FIG. 17*




*FIG. 18*





*FIG. 19*



*FIG. 20*