



US00D598457S

(12) **United States Design Patent**
Vaughan et al.

(10) **Patent No.:** **US D598,457 S**

(45) **Date of Patent:** **** Aug. 18, 2009**

(54) **FRONT BEZEL**

(75) Inventors: **Brooks Vaughan**, Houston, TX (US);
Keith J. Kuehn, Spring, TX (US)

(73) Assignee: **Hewlett-Packard Development Company, L.P.**, Houston, TX (US)

(**) Term: **14 Years**

(21) Appl. No.: **29/304,305**

(22) Filed: **Feb. 28, 2008**

(51) **LOC (9) Cl.** **14-02**

(52) **U.S. Cl.** **D14/444; D14/445**

(58) **Field of Classification Search** D14/300,
D14/308-313, 348, 356, 441-446, 214, 358;
D13/184, 199; 360/99.01-99.12; 361/680-687,
361/690-696, 752, 679.57; 369/34.01, 36.01;
312/223.1-223.3, 298

See application file for complete search history.

(56) **References Cited**

U.S. PATENT DOCUMENTS

D419,148 S * 1/2000 Foslien et al. D14/441

D428,892 S * 8/2000 Haimson D14/441
D431,239 S * 9/2000 Sasago D14/214
D447,483 S * 9/2001 Wu D14/441
D474,180 S * 5/2003 Searby et al. D14/313
7,054,144 B2 * 5/2006 Heistand et al. 361/679.57
D532,418 S * 11/2006 Crisp D14/313
2002/0017838 A1 * 2/2002 Roesner et al. 312/223.1

* cited by examiner

Primary Examiner—Freda S Nunn

(57) **CLAIM**

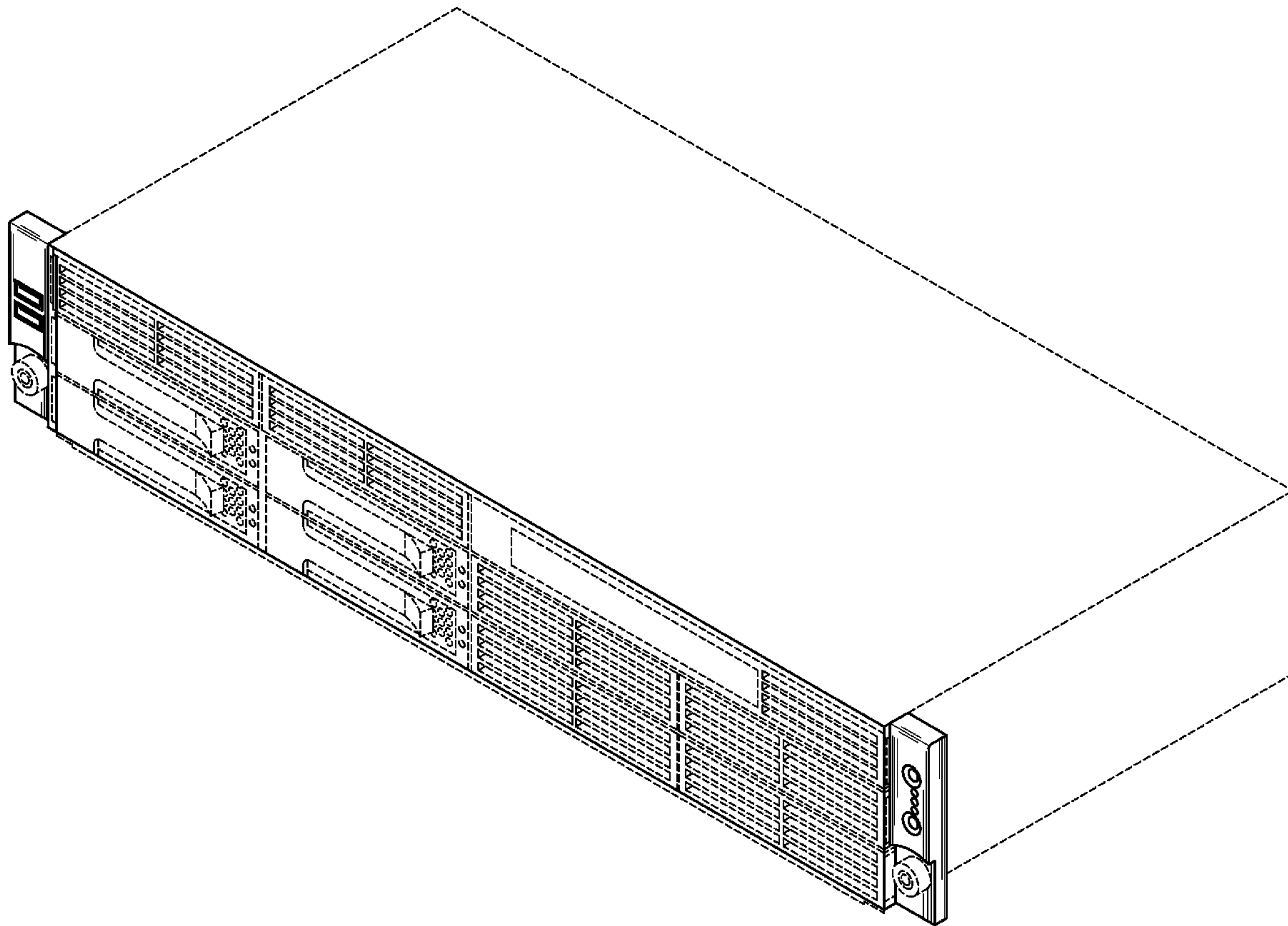
The ornamental design for a front bezel, as shown and described.

DESCRIPTION

FIG. 1 is a perspective view of a front bezel; and,
FIG. 2 is a front view of the bezel of FIG. 1.

Broken lines shown in the drawings illustrate portions of the housing, and form no part of the claimed design.

1 Claim, 2 Drawing Sheets



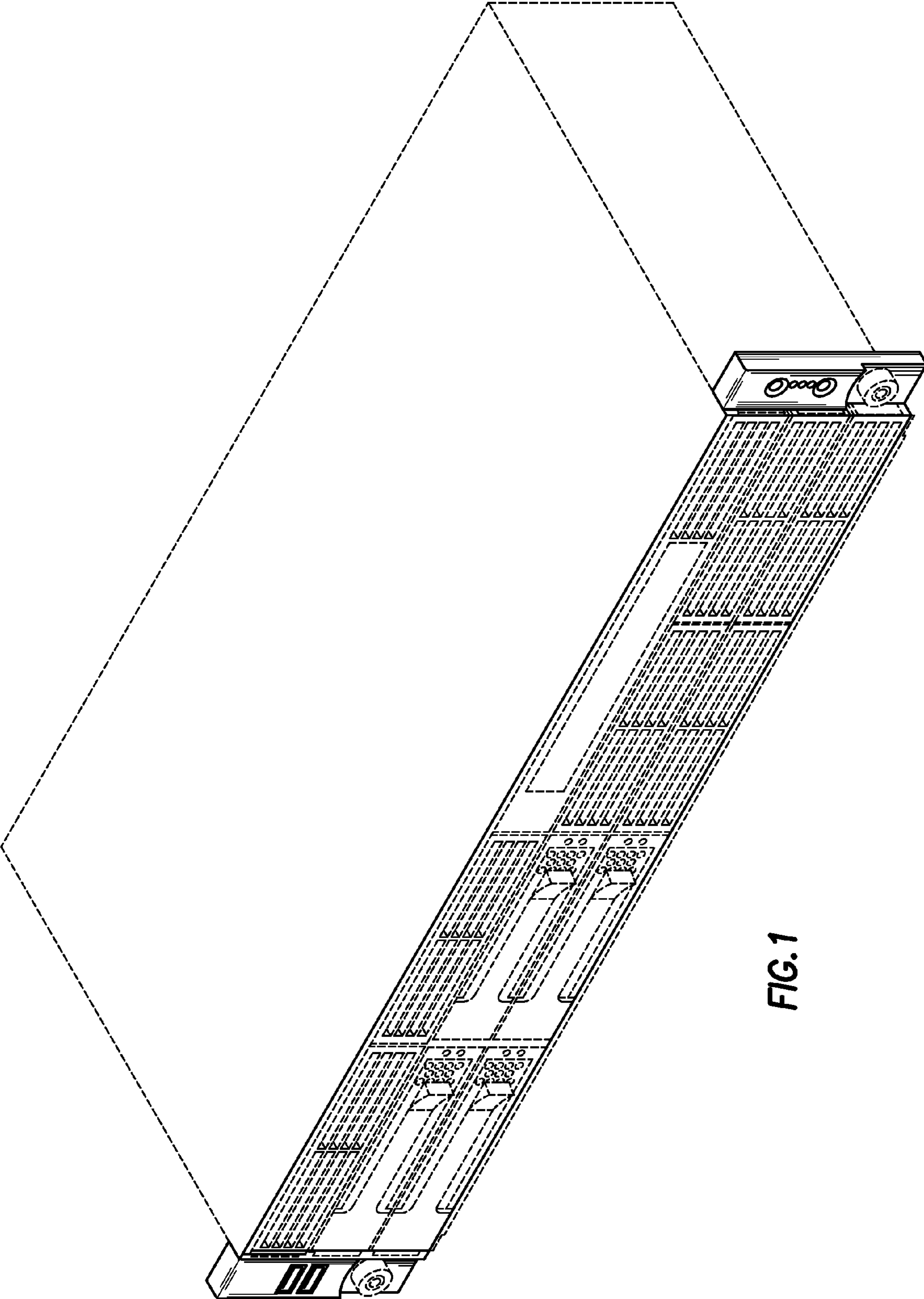


FIG. 1

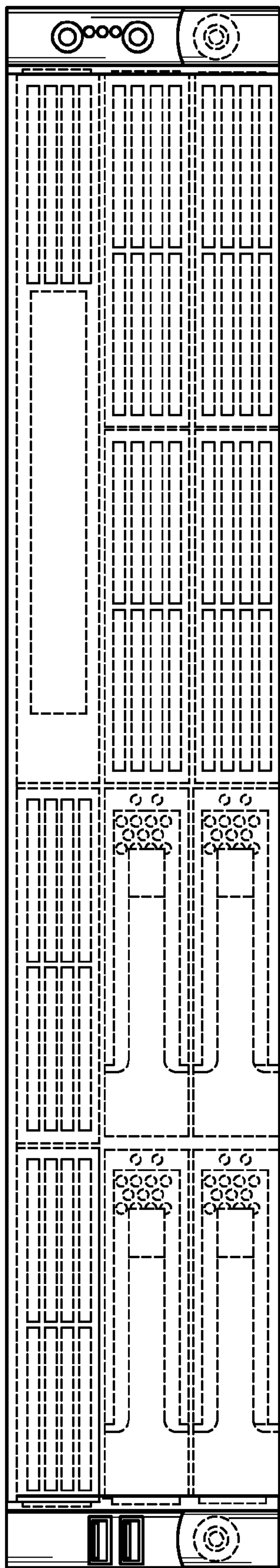


FIG. 2