



US00D598455S

(12) **United States Design Patent**  
**Musgrave et al.**

(10) **Patent No.:** **US D598,455 S**

(45) **Date of Patent:** **\*\* Aug. 18, 2009**

(54) **BEZEL FOR INFORMATION HANDLING SYSTEM**

(75) Inventors: **Kenneth Musgrave**, Austin, TX (US);  
**Robert Brunner**, San Francisco, CA (US);  
**Michael Morton**, Austin, TX (US);  
**Kenneth Sweet**, San Francisco, CA (US);  
**Victoria Maragret Slaker**, San Francisco, CA (US);  
**Joseph Edward Jasinski**, Austin, TX (US)

(73) Assignee: **Dell Products L.P.**, Round Rock, TX (US)

(\*\*) Term: **14 Years**

(21) Appl. No.: **29/323,142**

(22) Filed: **Aug. 19, 2008**

(51) **LOC (9) Cl.** ..... **14-02**

(52) **U.S. Cl.** ..... **D14/441**

(58) **Field of Classification Search** ..... D14/441-446,  
D14/300-302, 308, 349-356; D13/162,  
D13/184, 199; 312/223.2, 326, 727, 679.55;  
361/680-686, 690-696, 727

See application file for complete search history.

(56) **References Cited**

**U.S. PATENT DOCUMENTS**

D435,559 S \* 12/2000 Tanaka ..... D14/444  
6,478,392 B2 \* 11/2002 Gan et al. .... 312/326  
D491,570 S \* 6/2004 Fan et al. .... D14/445

D496,049 S \* 9/2004 Heinz et al. .... D14/444  
6,798,664 B2 \* 9/2004 Lin et al. .... 36/727  
D500,501 S \* 1/2005 Davis ..... D14/441  
D525,254 S \* 7/2006 Huang et al. .... D14/444  
D528,121 S \* 9/2006 Hu et al. .... D14/441  
D532,789 S \* 11/2006 Lin et al. .... D14/444  
D539,288 S \* 3/2007 Li ..... D14/444  
7,265,971 B2 \* 9/2007 Chen et al. .... 361/679.55  
D552,102 S \* 10/2007 Kuang et al. .... D14/441

\* cited by examiner

*Primary Examiner*—Freda S Nunn

(74) *Attorney, Agent, or Firm*—Hamilton & Terrile, LLP;  
Robert W. Holland

(57) **CLAIM**

The ornamental design for a bezel for information handling system, as shown and described.

**DESCRIPTION**

FIG. 1 is a front perspective view of the bezel for information handling system comprising the present invention;

FIG. 2 is a front view thereof;

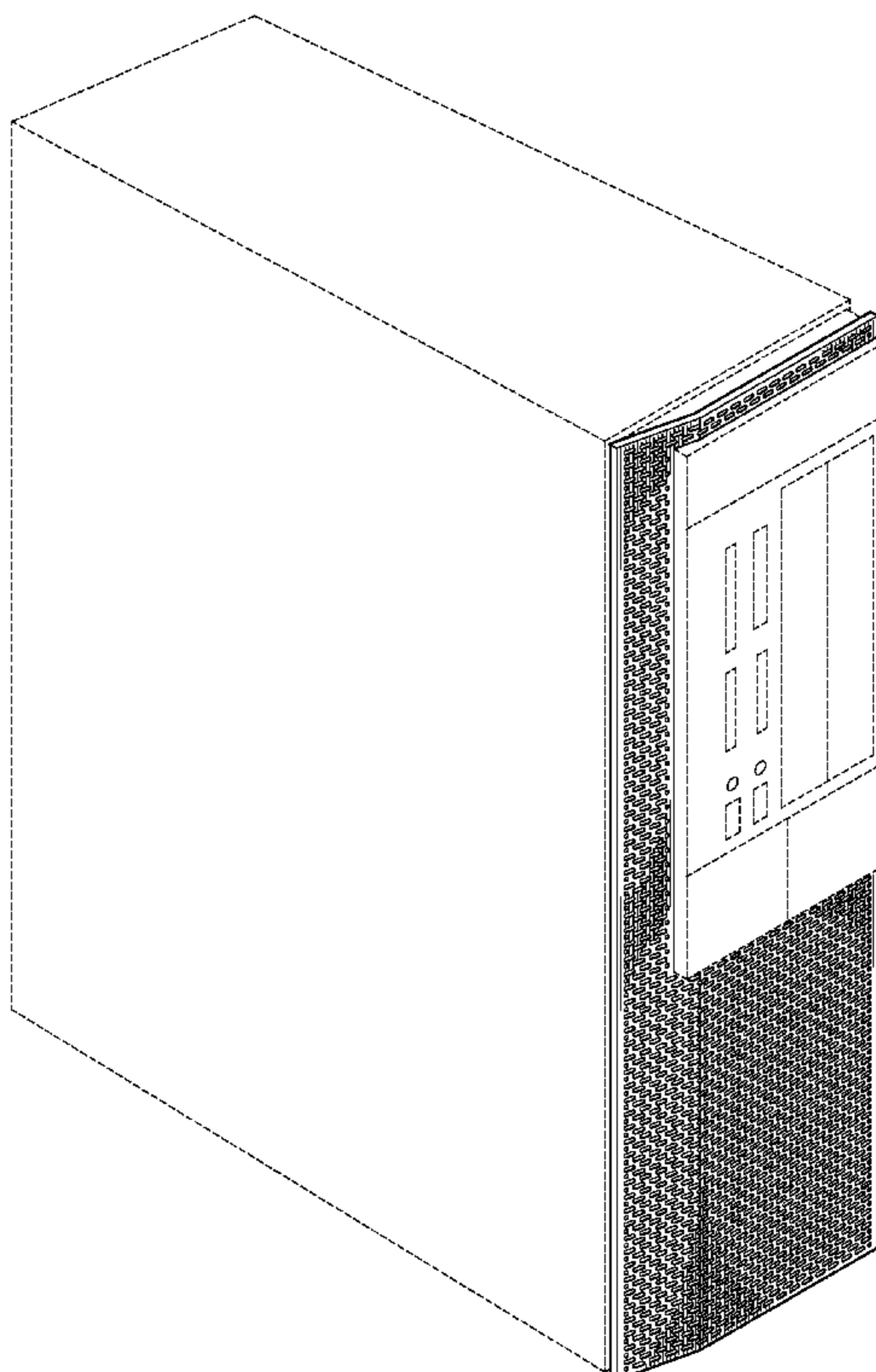
FIG. 3 is a left view thereof;

FIG. 4 is a right view thereof; and,

FIG. 5 is a bottom plan view thereof.

Broken lines shown in the drawings illustrate portions of the information handling system, and form no part of the claimed design.

**1 Claim, 3 Drawing Sheets**



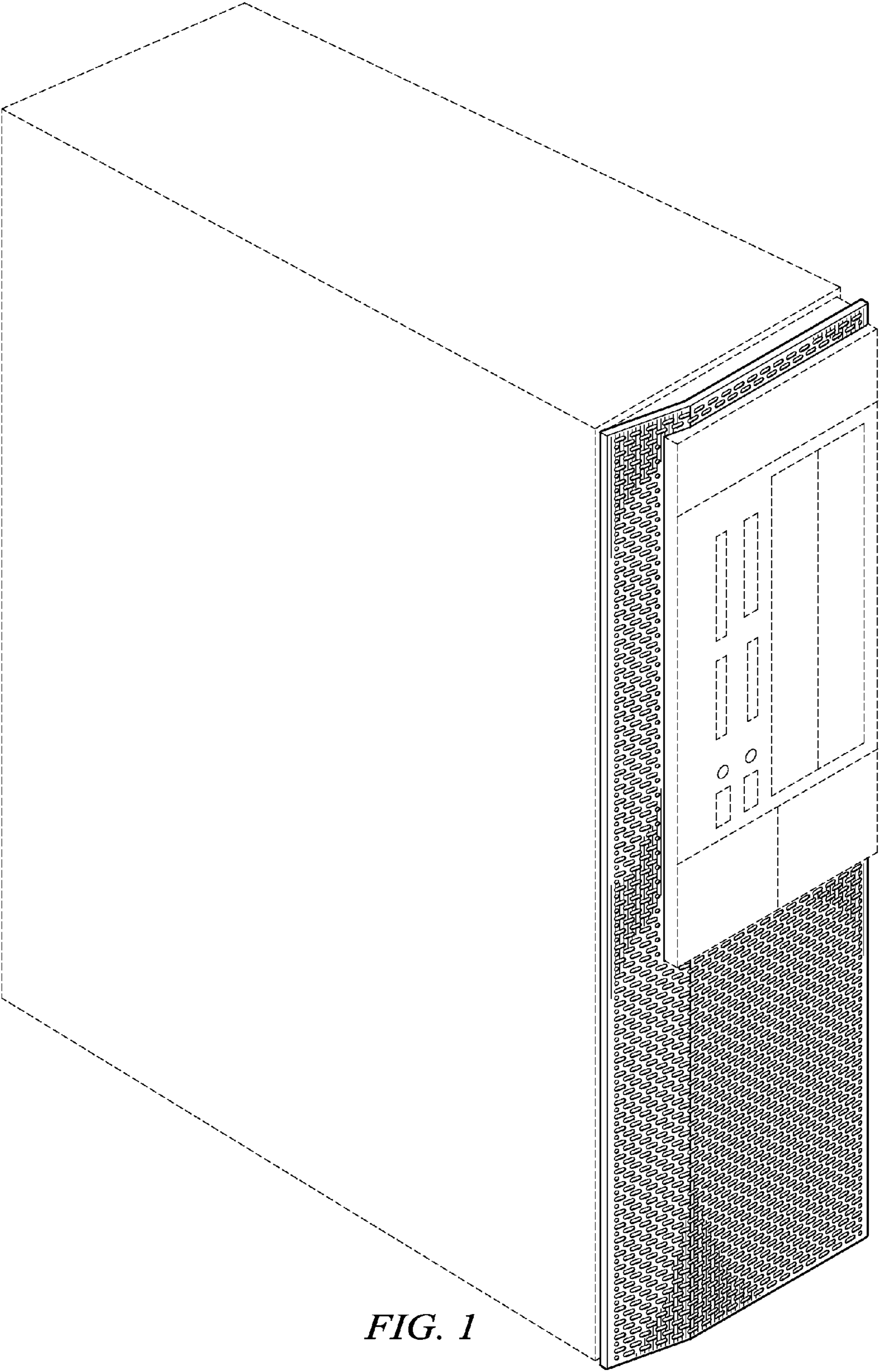


FIG. 1

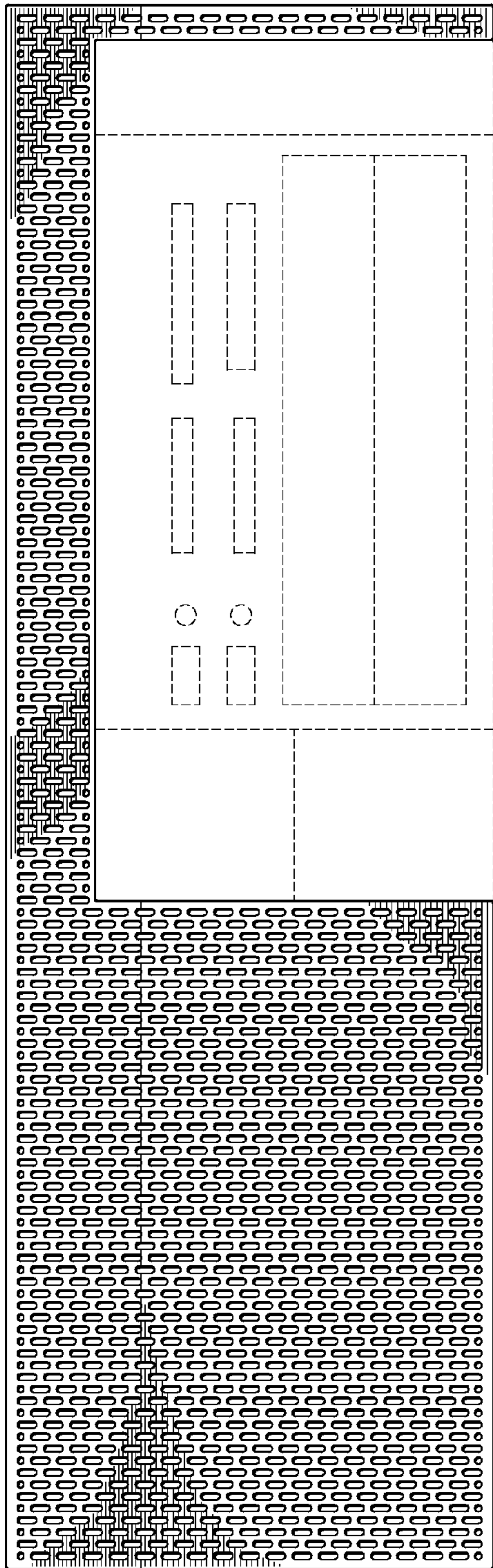


FIG. 2

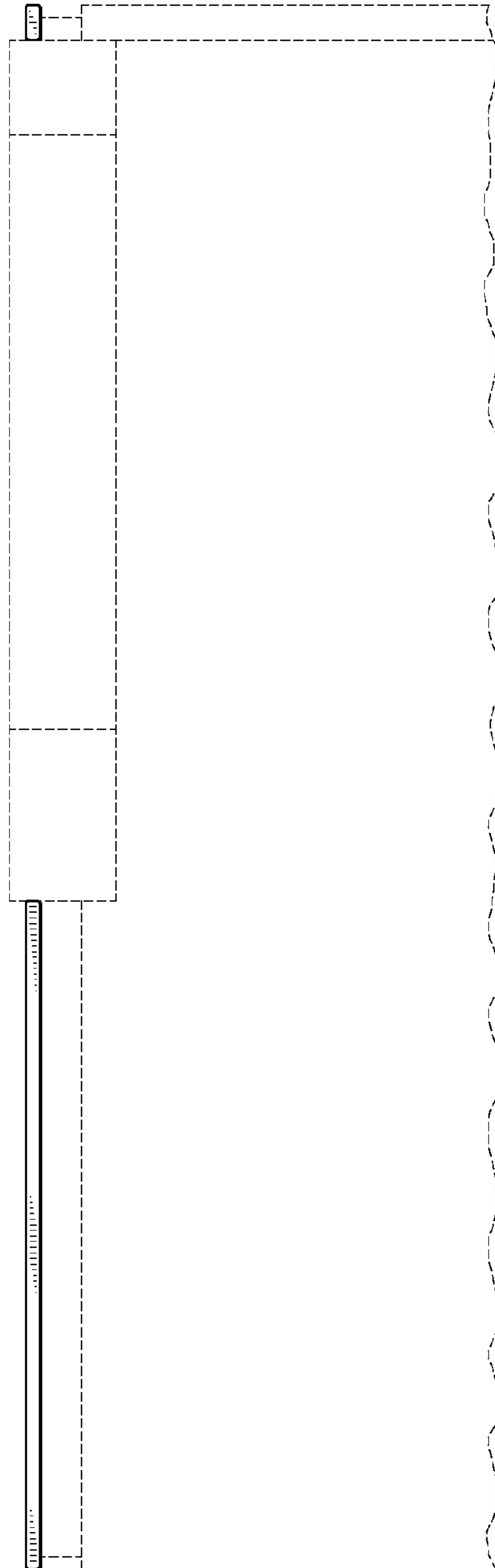


FIG. 3




FIG. 4

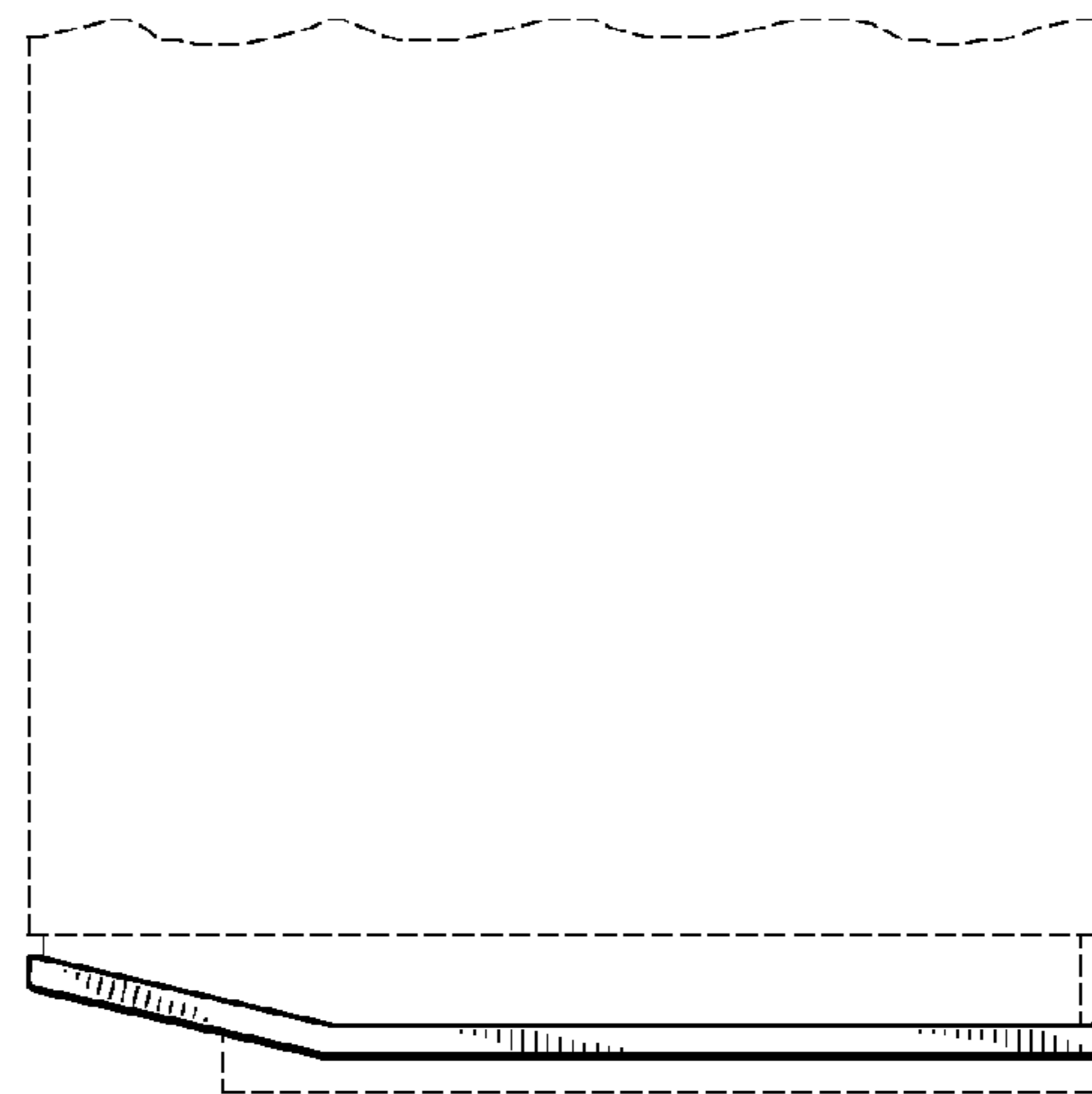


FIG. 5