



US00D598448S

(12) **United States Design Patent**
Lauffer et al.

(10) **Patent No.:** **US D598,448 S**

(45) **Date of Patent:** **** Aug. 18, 2009**

(54) **INFORMATION HANDLING SYSTEM**

D537,444 S * 2/2007 Lauffer et al. D14/349
D545,306 S * 6/2007 Lauffer et al. D14/349
D575,779 S * 8/2008 Dearborn et al. D14/349

(75) Inventors: **Scott Lauffer**, Austin, TX (US);
Richard Crisp, Austin, TX (US);
Yinggang Du, Round Rock, TX (US)

* cited by examiner

(73) Assignee: **Dell Products L.P.**, Round Rock, TX (US)

Primary Examiner—Freda S Nunn

(74) *Attorney, Agent, or Firm*—Hamilton & Terrile, LLP;
Stephen A. Terrile

(**) Term: **14 Years**

(57) **CLAIM**

(21) Appl. No.: **29/327,033**

The ornamental design for an information handling system, as shown and described.

(22) Filed: **Oct. 29, 2008**

DESCRIPTION

(51) **LOC (9) Cl.** **14-02**

FIG. 1 is a front perspective view of the information handling system comprising the present invention;

(52) **U.S. Cl.** **D14/349**

FIG. 2 is a front view thereof;

(58) **Field of Classification Search** D14/308,
D14/313, 349–361, 388; D13/162, 184,
D13/199; 312/223.1–223.3; 360/99.01–99.12;
361/680–686, 690–696; 369/34.01, 36.01;
358/496

FIG. 3 is a left side view thereof;

FIG. 4 is a rear view thereof;

FIG. 5 is a top view thereof; and,

FIG. 6 is a bottom view thereof.

See application file for complete search history.

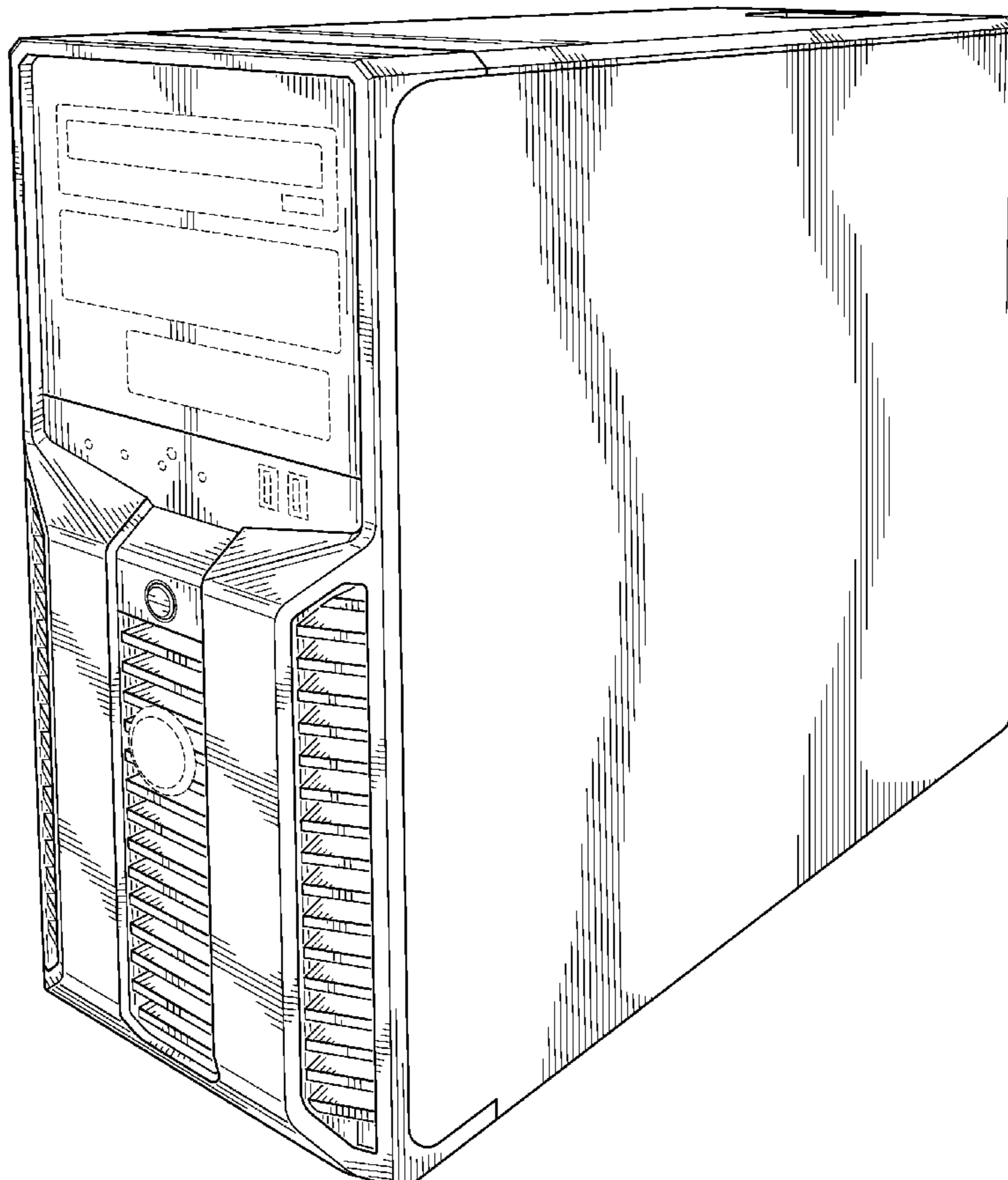
Broken lines shown in the drawings illustrate portions of the information handling system, and form no part of the claimed design.

(56) **References Cited**

U.S. PATENT DOCUMENTS

D537,076 S * 2/2007 Lauffer et al. D14/349
D537,442 S * 2/2007 Lauffer et al. D14/349
D537,443 S * 2/2007 Lauffer et al. D14/349

1 Claim, 4 Drawing Sheets



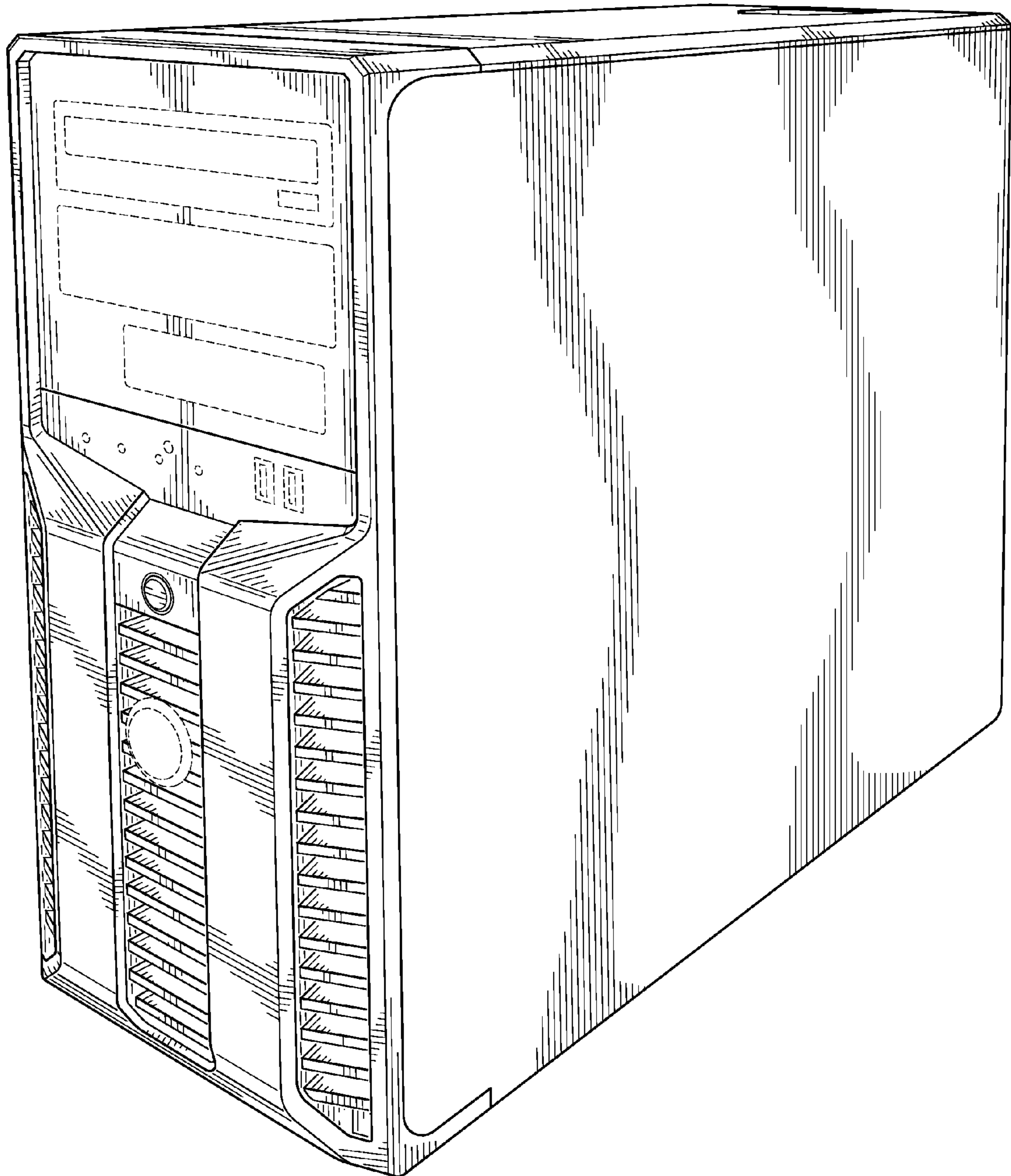


FIG. 1

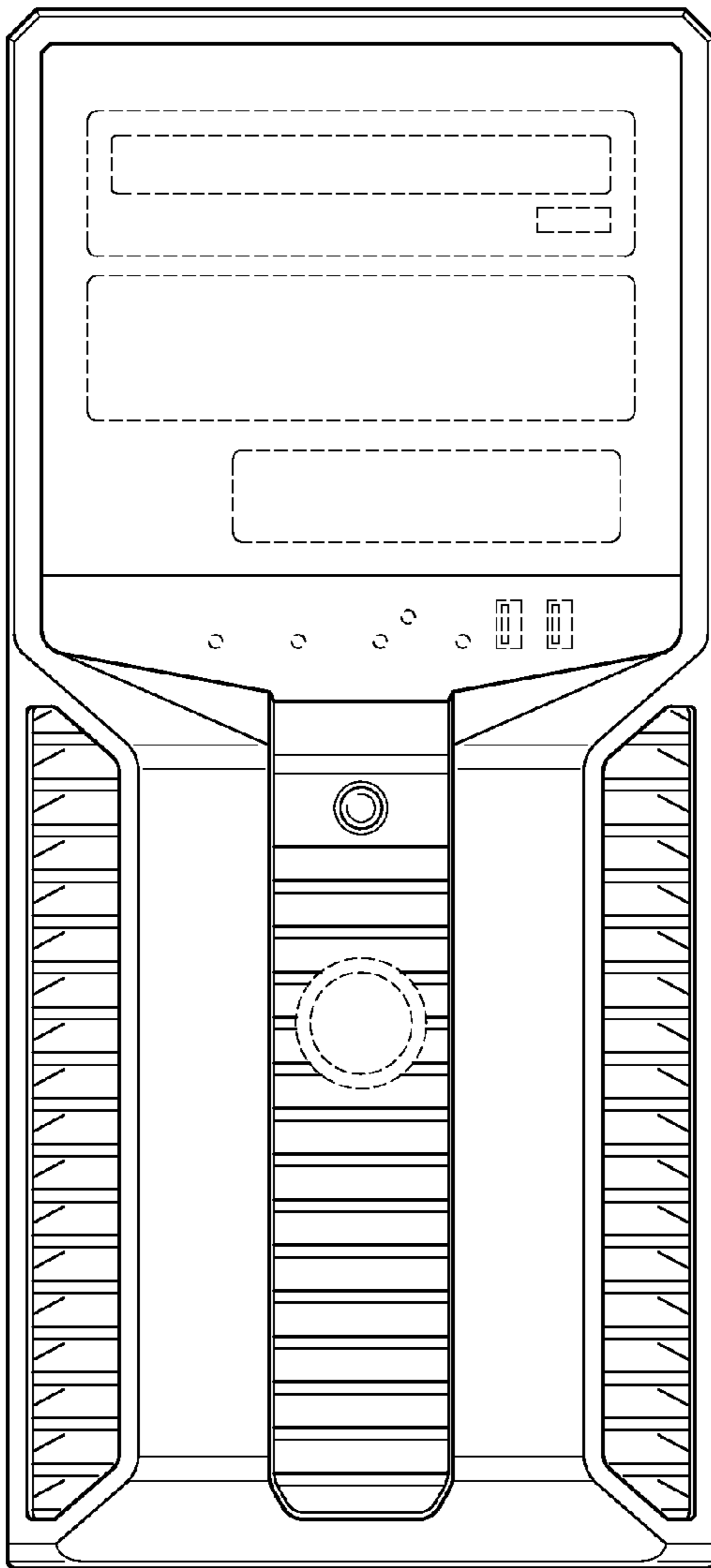


FIG. 2




FIG. 4




FIG. 3




FIG. 5




FIG. 6