



US00D598439S

(12) **United States Design Patent**
Jordan

(10) **Patent No.:** **US D598,439 S**

(45) **Date of Patent:** **** Aug. 18, 2009**

(54) **PROTECTIVE PHONE COVER**

D500,313 S 12/2004 Mason

* cited by examiner

(76) Inventor: **LaRoya Jordan**, 11858 Eldridge Ave.,
Lake View Terrace, CA (US)
91342-6112

Primary Examiner—Ian Simmons

Assistant Examiner—Wan Laymon

(**) Term: **14 Years**

(74) *Attorney, Agent, or Firm*—Law Office of Vernon R. Yancy

(21) Appl. No.: **29/268,159**

(57) **CLAIM**

(22) Filed: **Oct. 31, 2006**

The new ornamental design for a protective phone cover, as shown and described.

(51) **LOC (9) Cl.** **14-03**

(52) **U.S. Cl.** **D14/250**

(58) **Field of Classification Search** D14/240,
D14/250, 140, 142, 249, 253, 137, 251, 138 R,
D14/138 AA, 138 G; D3/218; D6/610; 455/90.3;
224/191; 206/320; 379/419, 428.01–428.04,
379/440, 433.01, 433.11, 437, 439, 447,
379/450–454, 434, 455

DESCRIPTION

See application file for complete search history.

FIG. 1 is a perspective left side view of the protective phone cover of the present invention;

FIG. 2 is illustrates a rear view of the protective phone invention of FIG. 1;

FIG. 3 is illustrates a front view of the protective phone invention of FIG. 1;

(56) **References Cited**

U.S. PATENT DOCUMENTS

D211,355 S *	6/1968	Farnham et al.	D14/250
D214,322 S *	6/1969	Velasquez	D14/250
3,962,555 A *	6/1976	Efaw	379/419
D300,629 S *	4/1989	Martens	D14/250
D302,016 S *	7/1989	Williams, Jr.	D14/250
5,123,044 A *	6/1992	Tate	379/451
D364,171 S *	11/1995	Maddack et al.	D14/250
D403,326 S *	12/1998	Stewart et al.	D14/250

FIG. 4 is illustrates a left side view of the protective phone invention of FIG. 1; and,

FIG. 5 is illustrates a right side view of the protective phone invention of FIG. 1.

The dash-dot-dot line immediately adjacent to the shaded areas represents the bounds of the claimed design. The long dash-dot line showing in the figures are directed to environment and are for illustrative purposes only. The even broken line represents the stitch in the claim. None of the broken lines form part of the claimed design.

1 Claim, 3 Drawing Sheets

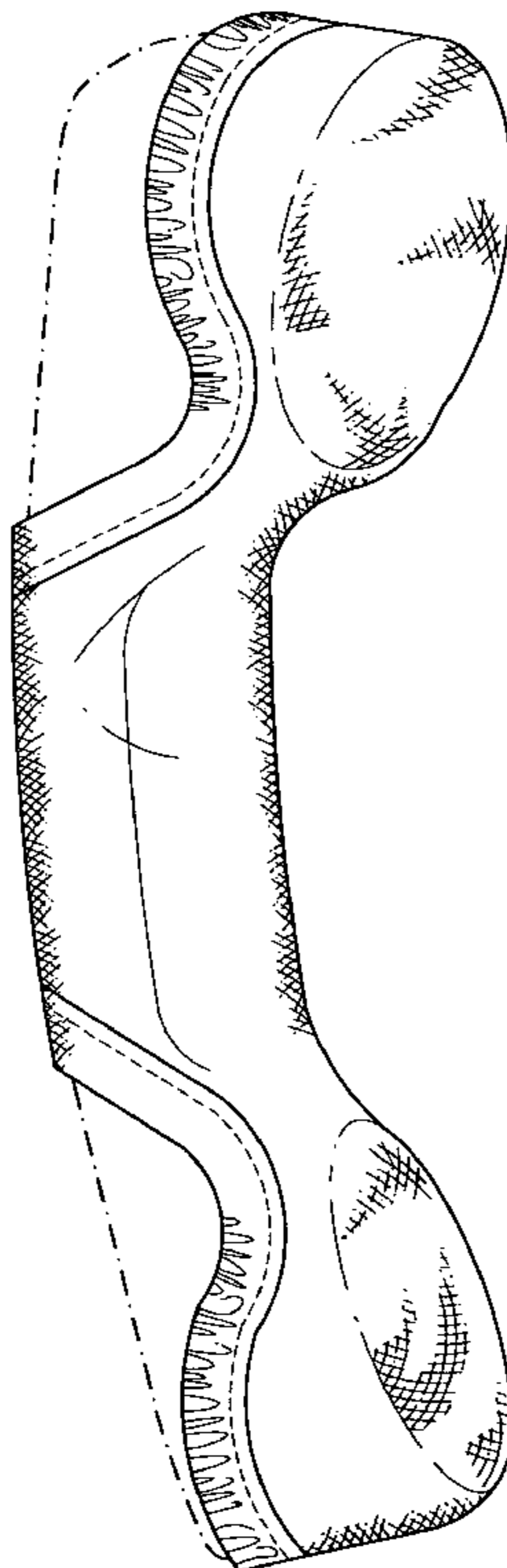
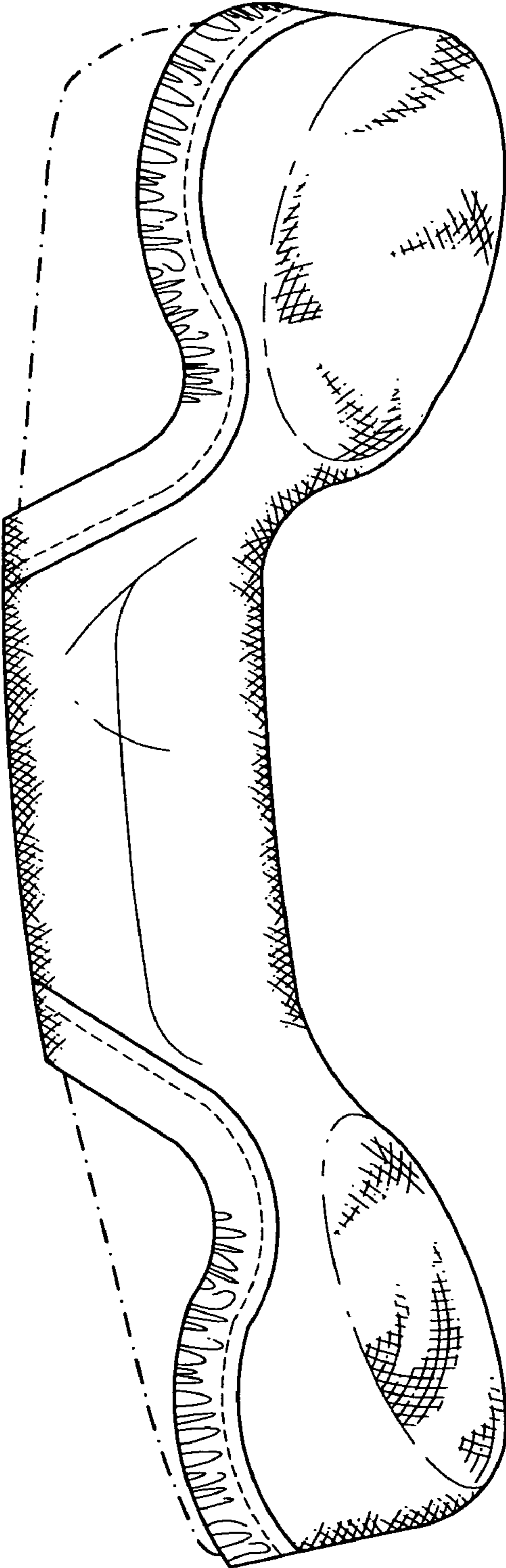


FIG. 1



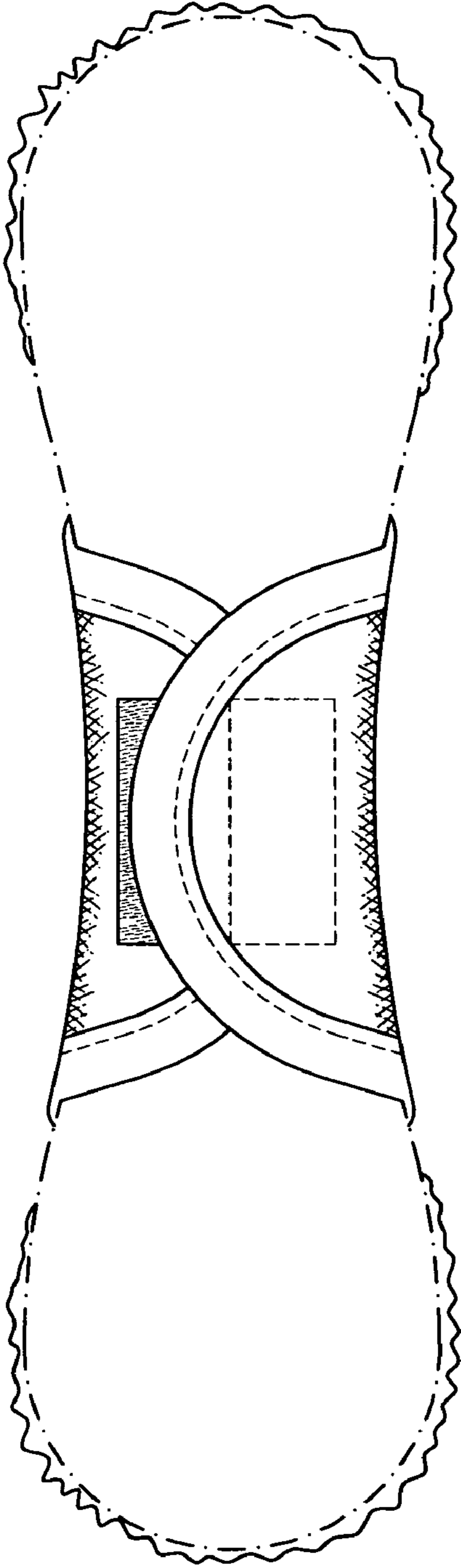


FIG. 2

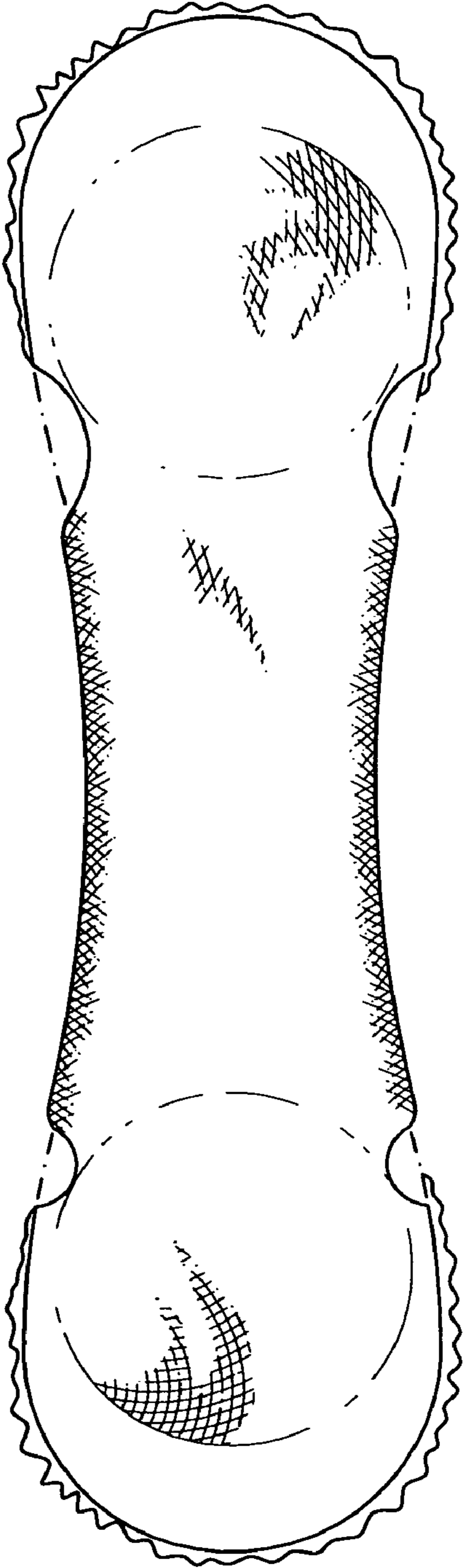


FIG. 3

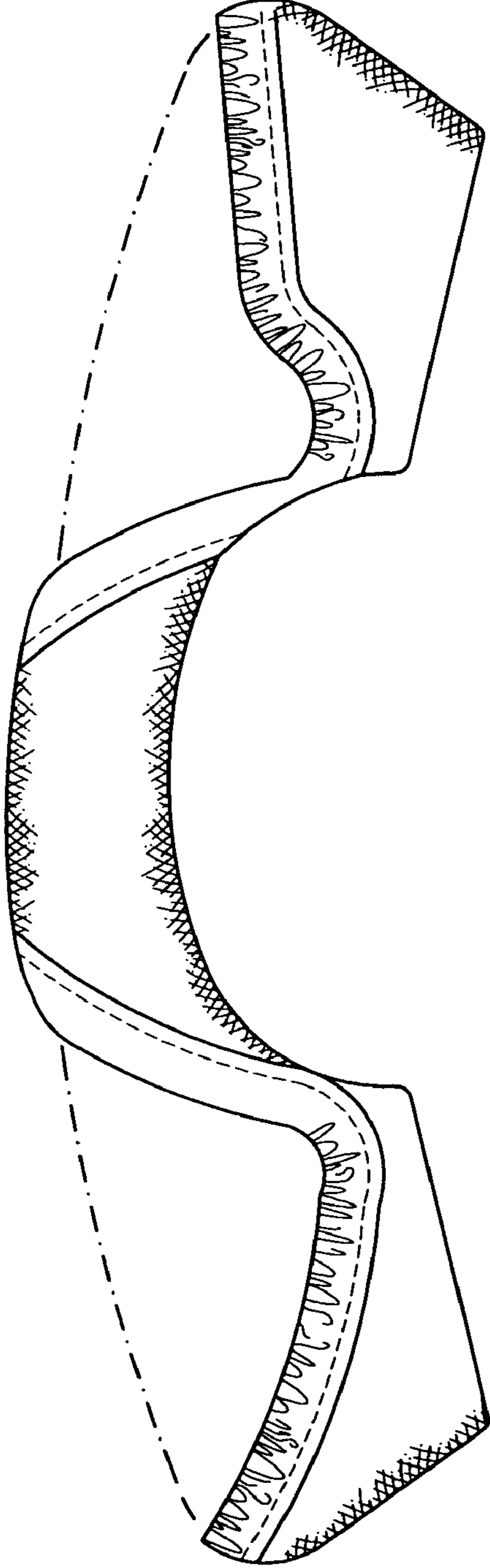


FIG. 4

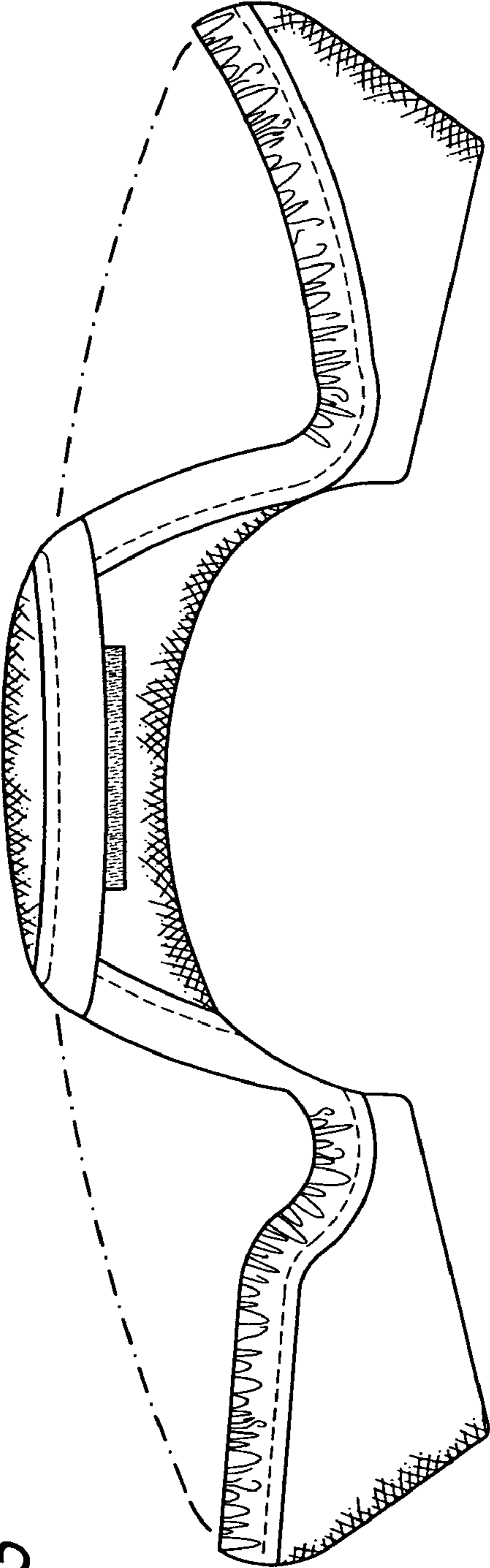


FIG. 5