

US00D598438S

(12) **United States Design Patent**  
**Seo**

(10) **Patent No.:** **US D598,438 S**  
(45) **Date of Patent:** **\*\* Aug. 18, 2009**

(54) **COVER OF PORTABLE PHONE**

(75) Inventor: **Jin-Gyu Seo**, Seoul (KR)

(73) Assignee: **Samsung Electronics Co., Ltd.**,  
Suwon-Si (KR)

(\*\*) Term: **14 Years**

(21) Appl. No.: **29/328,058**

(22) Filed: **Nov. 18, 2008**

(30) **Foreign Application Priority Data**

Sep. 25, 2008 (KR) ..... 30-2008-0041363

(51) **LOC (9) Cl.** ..... **14-03**

(52) **U.S. Cl.** ..... **D14/248; D5/60**

(58) **Field of Classification Search** ..... D14/137,  
D14/138 R, 138 AA, 138 AB, 138 AC, 138 AD,  
D14/138 G, 147-148, 156, 191, 218, 247-248,  
D14/341-347, 390, 399, 455-456, 496; D16/208;  
D21/329, 331, 333, 517; 348/14.01-14.02;  
361/814; 379/433.01-433.13; 455/90.3,  
455/556.1-556.2, 566, 575.1, 575.3, 575.4;  
D13/164, 168; 439/165; 343/702; 345/167,  
345/168, 169; D10/65, 78, 104; D18/7;  
D5/6, 17, 24, 32, 37, 39, 54, 58, 60, 61  
See application file for complete search history.

(56) **References Cited**

**U.S. PATENT DOCUMENTS**

D42,159 S \* 2/1912 Wishart ..... D5/6  
D90,293 S \* 7/1933 Persky ..... D5/61  
D92,101 S \* 4/1934 Martin ..... D5/61  
D161,221 S \* 12/1950 Walther ..... D5/61  
D161,972 S \* 2/1951 Stehli ..... D5/60  
D488,810 S \* 4/2004 Lin et al. .... D14/341  
D529,721 S \* 10/2006 Harkenrider ..... D5/60

D542,254 S \* 5/2007 Ahn et al. .... D14/138 AB  
D554,097 S \* 10/2007 Lee ..... D14/138 AD  
D562,295 S \* 2/2008 Lindner et al. .... D14/138 AB  
D567,783 S \* 4/2008 Lee et al. .... D14/138 AB  
D587,673 S \* 3/2009 Kim et al. .... D14/138 AB  
2003/0003956 A1 \* 1/2003 Maenpaa et al. .... 455/556

\* cited by examiner

*Primary Examiner*—Charles A Rademaker

*Assistant Examiner*—Carla Jobe Wright

(74) *Attorney, Agent, or Firm*—Staas & Halsey LLP

(57) **CLAIM**

The ornamental design for a cover of portable phone, as shown and described.

**DESCRIPTION**

FIG. 1 is a perspective view of a pattern for cover of portable phone;

FIG. 2 is a front view of the pattern for cover of portable phone of FIG. 1;

FIG. 3 is a rear view of the pattern for cover of portable phone of FIG. 1;

FIG. 4 is a left-side view of the pattern for cover of portable phone of FIG. 1;

FIG. 5 is a right-side view of the pattern for cover of portable phone of FIG. 1;

FIG. 6 is a top plan view of the pattern for cover of portable phone of FIG. 1; and,

FIG. 7 is a bottom plan view of the pattern for cover of portable phone of FIG. 1.

The broken line showing of the remainder of the portable phone is for illustrative purposes only and forms no part of the claimed design.

**1 Claim, 5 Drawing Sheets**


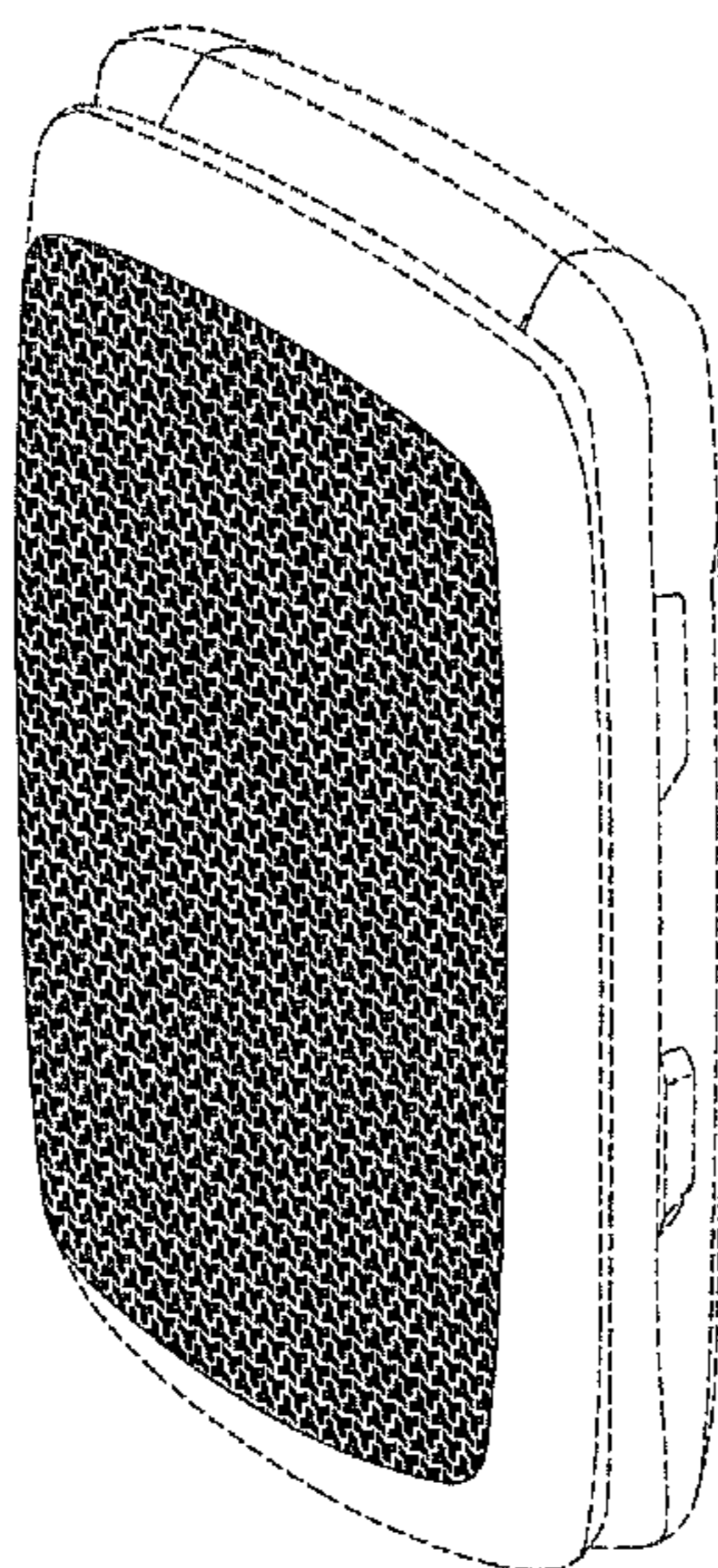


FIG. 1

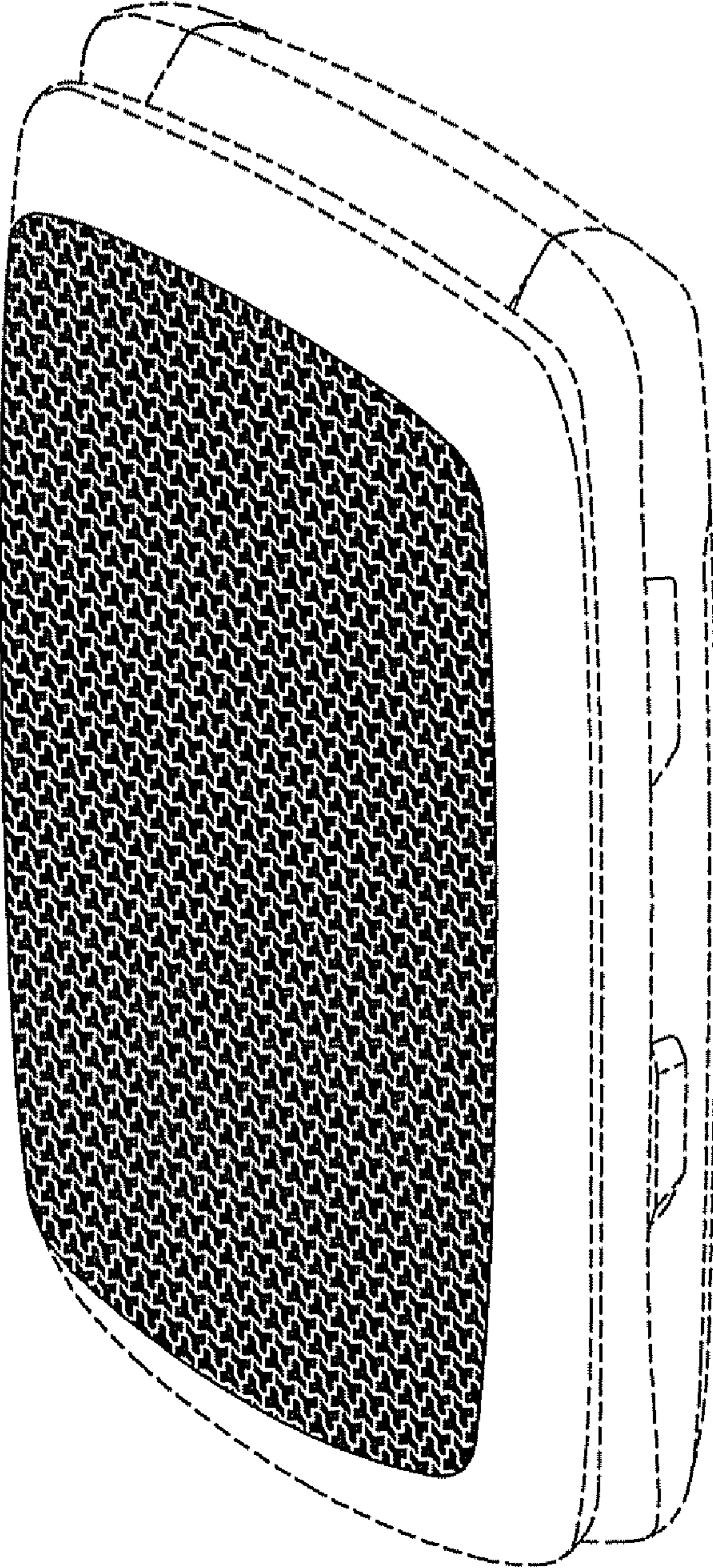


FIG. 2




FIG. 3

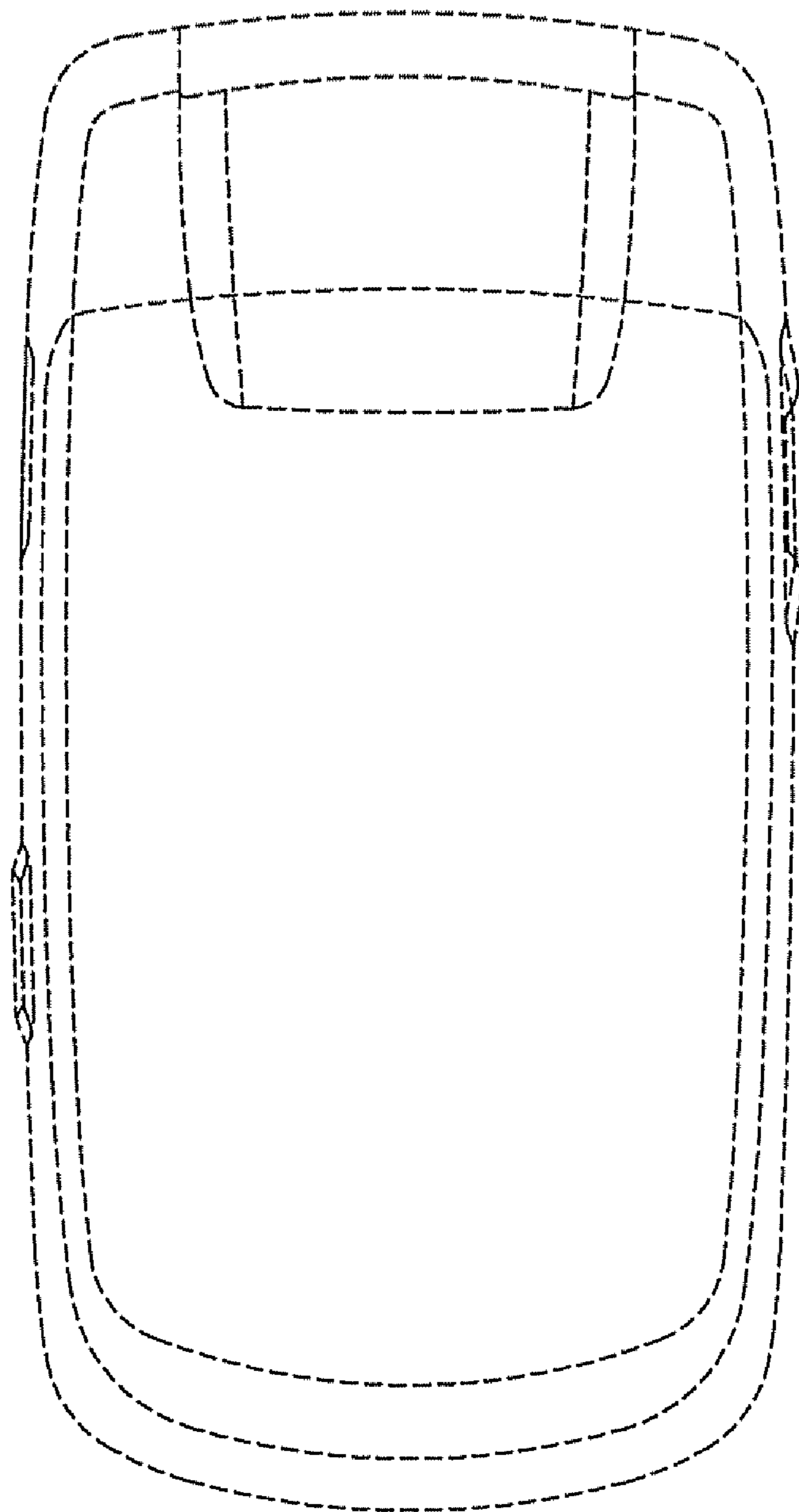


FIG. 4

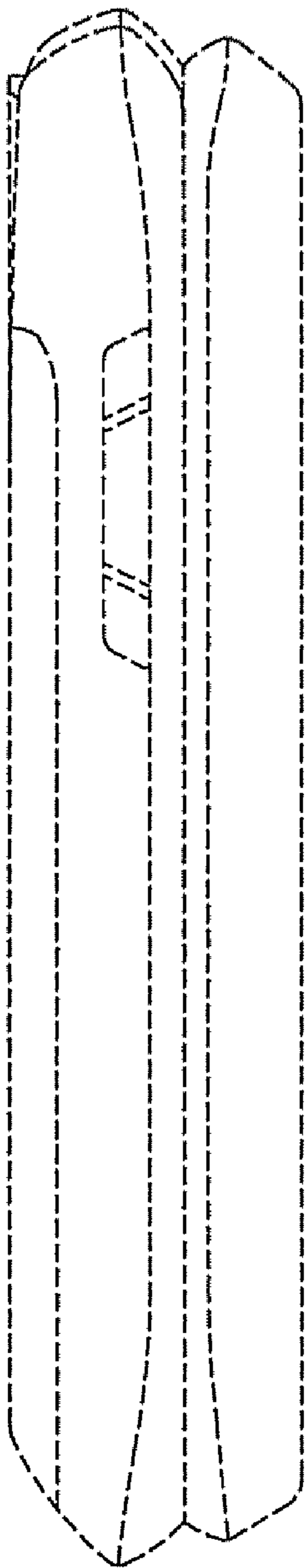


FIG. 5

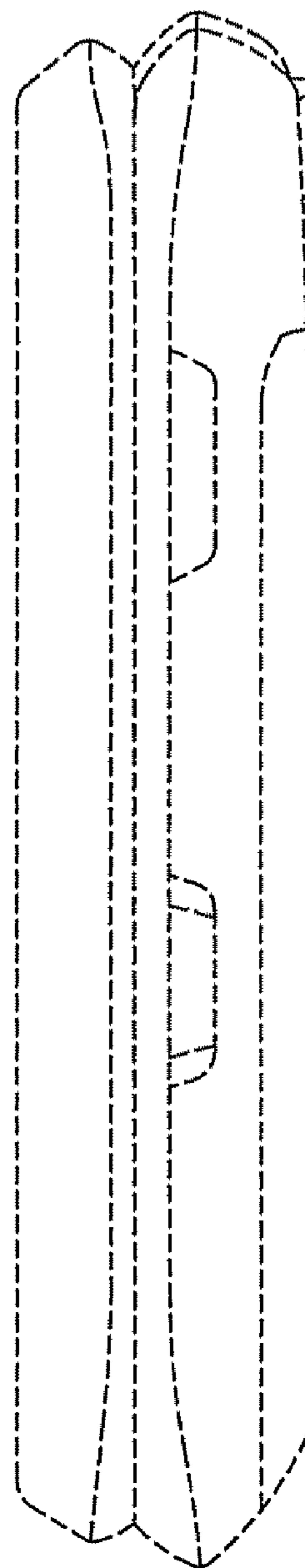


FIG. 6



FIG. 7

