

US00D598433S

(12) **United States Design Patent**
Schneider et al.

(10) **Patent No.:** **US D598,433 S**

(45) **Date of Patent:** **** Aug. 18, 2009**

(54) **TAPERED LOOP ANTENNA ELEMENT**

(75) Inventors: **Richard E. Schneider**, Wildwood, MO (US); **John Edwin Ross, III**, Salt Lake City, UT (US)

(73) Assignee: **Antennas Direct, Inc.**, Eureka, MO (US)

(**) Term: **14 Years**

(21) Appl. No.: **29/304,423**

(22) Filed: **Feb. 29, 2008**

Related U.S. Application Data

(63) Continuation of application No. 12/040,464, filed on Feb. 29, 2008.

(51) **LOC (9) Cl.** **14-03**

(52) **U.S. Cl.** **D14/230**

(58) **Field of Classification Search** D14/138, D14/230-238, 299, 358; D12/42, 43; 343/700 MS, 343/700 R-705, 711-713, 741, 748, 767, 343/795, 819, 840, 846, 866, 871-908; 455/90.2, 455/90.3, 91, 128, 269, 344, 347, 562.1
See application file for complete search history.

(56) **References Cited**

U.S. PATENT DOCUMENTS

D170,203 S *	8/1953	Leonard	D14/230
3,015,101 A *	12/1961	Turner et al.	343/848
3,123,826 A	3/1964	Durham		
3,434,145 A	3/1969	Wells		
4,184,163 A	1/1980	Woodward		
D327,690 S	7/1992	Ogawa et al.		
5,313,218 A	5/1994	Busking		
D414,495 S	9/1999	Heiligenstein et al.		
6,593,886 B2 *	7/2003	Schantz	343/700 MS
6,680,708 B2	1/2004	Yamaki		
6,885,352 B2	4/2005	Lee et al.		
7,091,925 B1	8/2006	Wang		
7,209,089 B2 *	4/2007	Schantz	343/787

7,239,290 B2 7/2007 Poilasne et al.
2002/0158798 A1 10/2002 Chiang et al.

(Continued)

FOREIGN PATENT DOCUMENTS

JP	D1213590	6/2004
TW	D112283	8/2006
TW	D119092	9/2007

OTHER PUBLICATIONS

Frequency-and Time-Domain Modeling of Tapered Loop Antennas in Ultra-Wideband Radio Systems, Shiou-Li Chen and Shau-Gang Mao, Graduate Institute of Computer and Communication Engineer, pp. 179-182, IEEE copyright notice 2006.

(Continued)

Primary Examiner—T. Chase Nelson
Assistant Examiner—John Windmuller

(74) *Attorney, Agent, or Firm*—Harness, Dickey & Pierce, P.L.C.

(57) **CLAIM**

The ornamental design for a tapered loop antenna element, as shown and described.

DESCRIPTION

FIG. 1 is a perspective view of the tapered loop antenna element, showing our new design;

FIG. 2 is a front elevation view thereof;

FIG. 3 is a back elevation thereof;

FIG. 4 is a bottom plan view thereof;

FIG. 5 is a top plan view thereof;

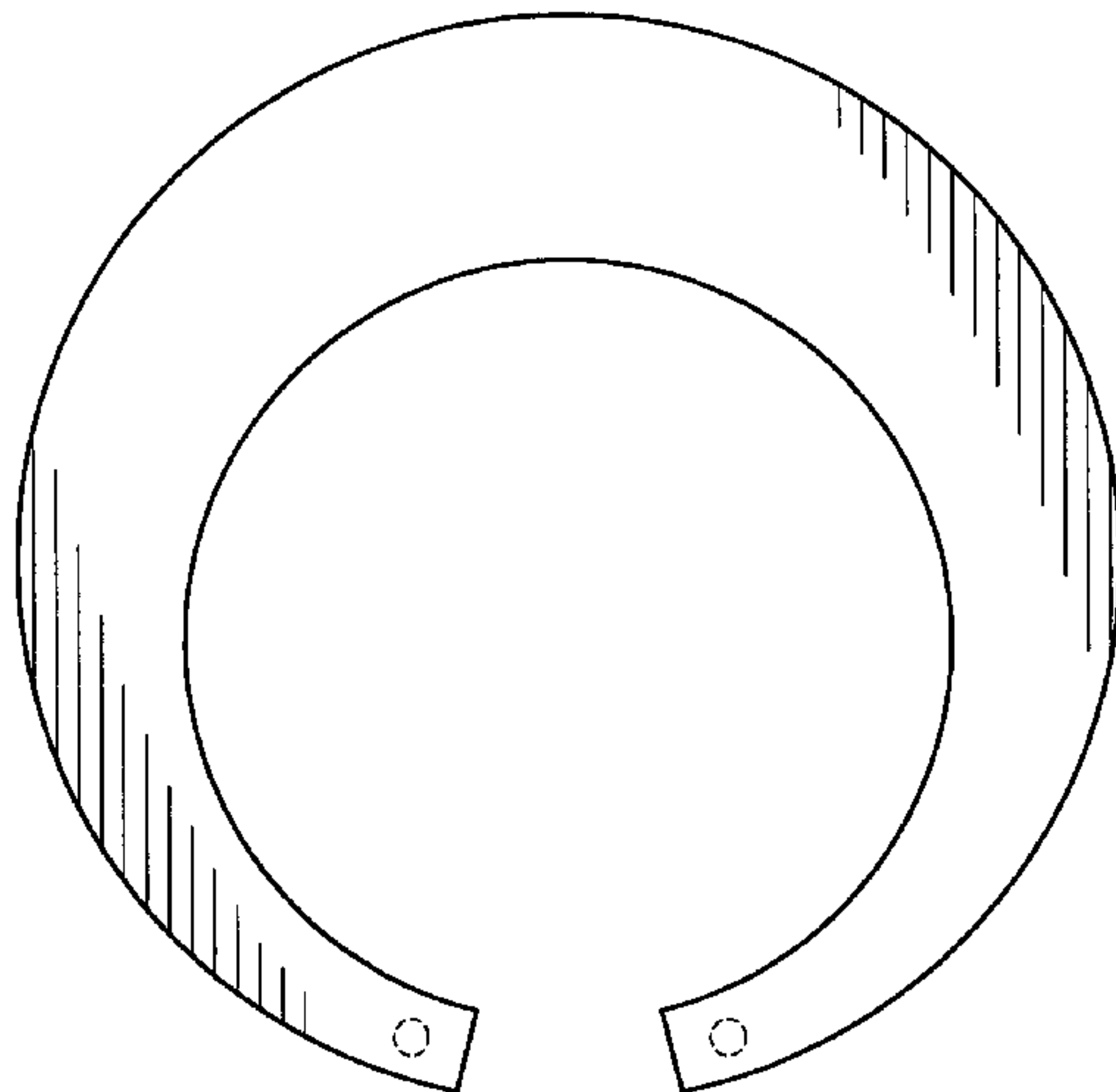
FIG. 6 is a right elevation view thereof;

FIG. 7 is a left elevation view thereof; and,

FIG. 8 is an exploded perspective view thereof in use.

In the drawings, the broken lines depict environmental subject matter only and form no part of the claimed design.

1 Claim, 6 Drawing Sheets



U.S. PATENT DOCUMENTS

2004/0090379	A1 *	5/2004	Fourdeux et al.	343/700 MS
2004/0090385	A1 *	5/2004	Green	343/702
2004/0113841	A1 *	6/2004	Louzir et al.	343/700 MS
2005/0088342	A1	4/2005	Parsche	
2005/0280582	A1 *	12/2005	Powell et al.	343/700 MS
2006/0033665	A1 *	2/2006	Yang	343/700 MS
2006/0103577	A1 *	5/2006	Lee	343/700 MS
2006/0164304	A1 *	7/2006	Huang et al.	343/700 MS
2007/0069955	A1 *	3/2007	McCorkle	343/700 MS
2008/0094291	A1 *	4/2008	Bystrom et al.	343/702
2008/0211720	A1 *	9/2008	Hansen	343/700 MS
2009/0058732	A1 *	3/2009	Nakano et al.	343/700 MS

OTHER PUBLICATIONS

Planar Miniature Tapered-Slot-Fed Annular Slot Antennas for Ultrawide-Band Radios, Tzyh-Ghuang Ma, Student Member, and Shyh-Kang, Jeng, Senior Member, IEEE, IEEE Transactions on Antennas and Propagation, vol. 53, No. 3, Mar. 2005, pp. 1194-1202.

Self-Mutual Admittances of Two Identical Circular Loop Antennas in a Conducting Medium and in Air, K. Iizuka, Senior Member, IEEE,

R. W. P. King, Fellow, IEEE, and C. W. Harrison, Jr., Senior Member, IEEE, IEEE Transactions on Antennas and Propagation, vol. AP014, No. 4, Jul. 1966, pp. 440-450.

A Broadband Eccentric Annular Slot Antenna, Young Hoon Suh and Ikmo Park, Department of Electrical Engineering, Ajou University, pp. 94-97, IEEE copyright notice 2001.

A Printed Crescent Patch Antenna for Ultrawideband Applications, Ntsanderh C. Azenui an H.Y.D. Yang, IEEE Antennas and Wireless Propagation Letters, vol. 6, 2007, pp. 113-116.

Design of Compact Components for Ultra Wideband Communication Front Ends, Marek Bialkowski, Amin Abbosh, and Hing Kan, School of Information Technology and Electrical Engineering, The University of Queensland, four pages.

Antenna Engineering Handbook, 3rd Edition, Edited by Richard C. Johnson, McGraw Hill, 1993, pp. 5-13 to 5-16.

One-Element Loop Antenna with Finite Reflector, B. Rojarayanont and T. Sekiguchi, Electronics & Communications in Japan, vol. 59-B, No. 5, May 1976, p. 68.

IEEE Spectrum: Antennas for the New Airwaves, <http://www.spectrum.ieee.org/print/7328>, Published Feb. 2009, 9 pages, Authors Richard Schneider and John Ross.

* cited by examiner

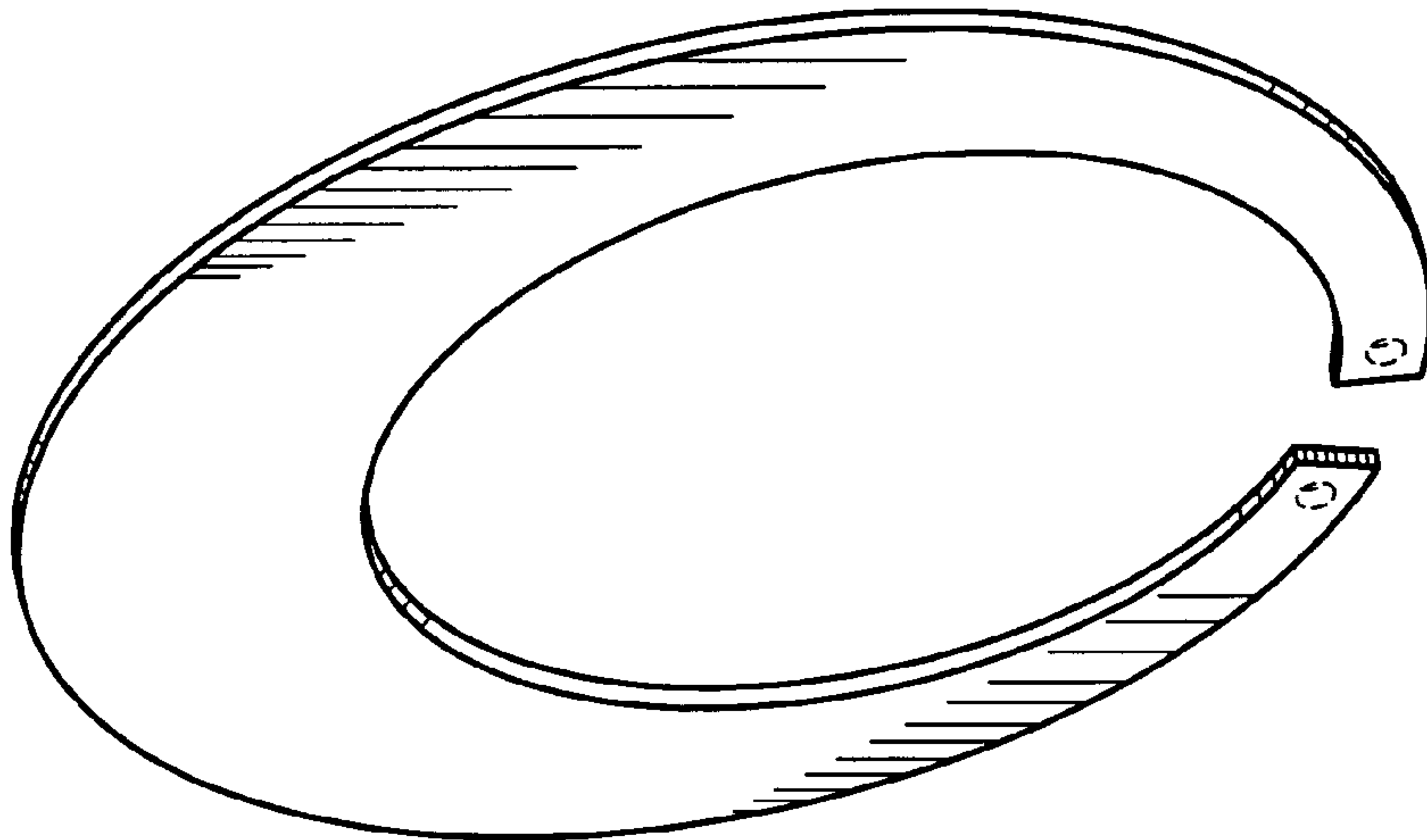


Fig. 1

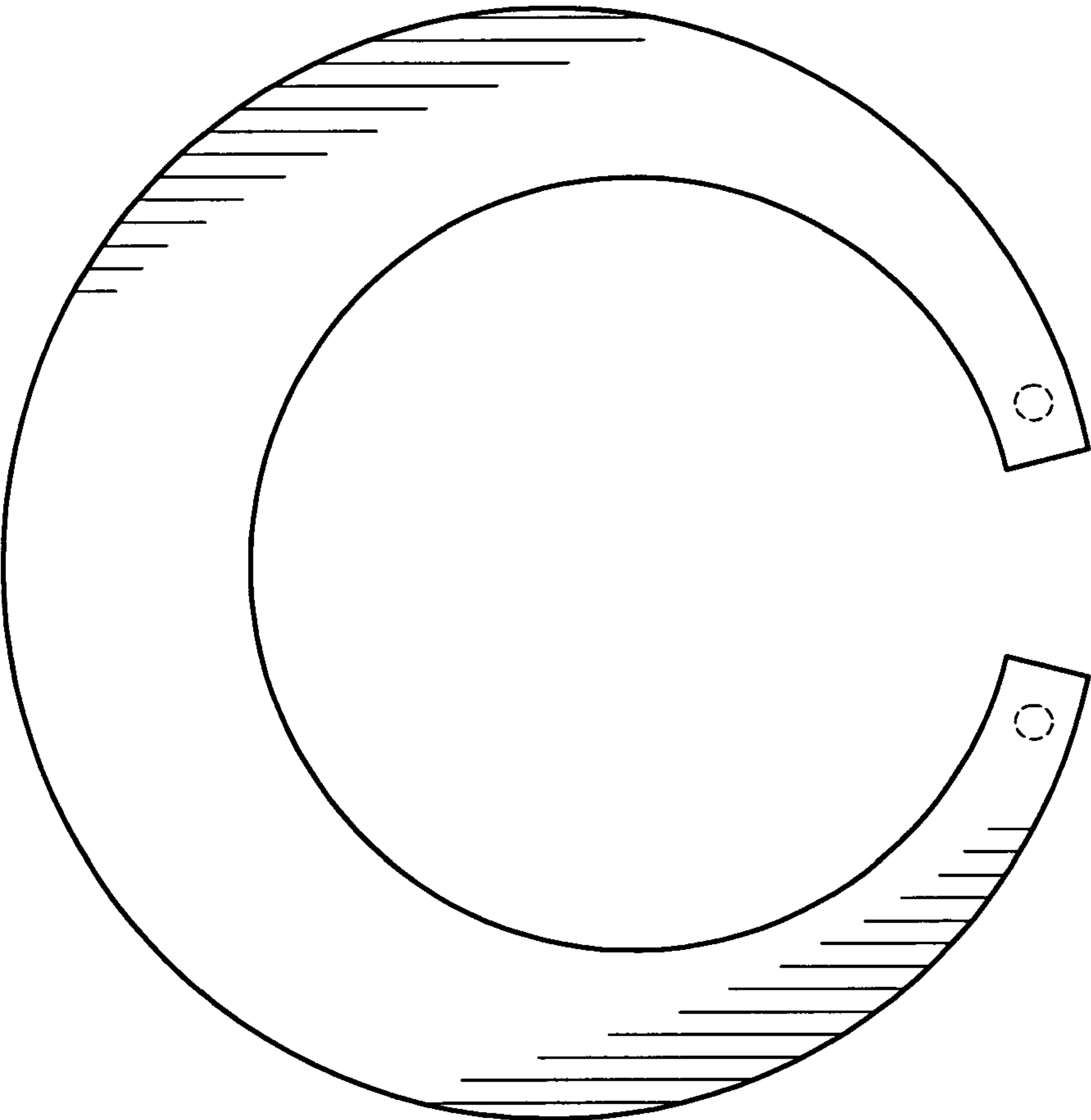


Fig. 2

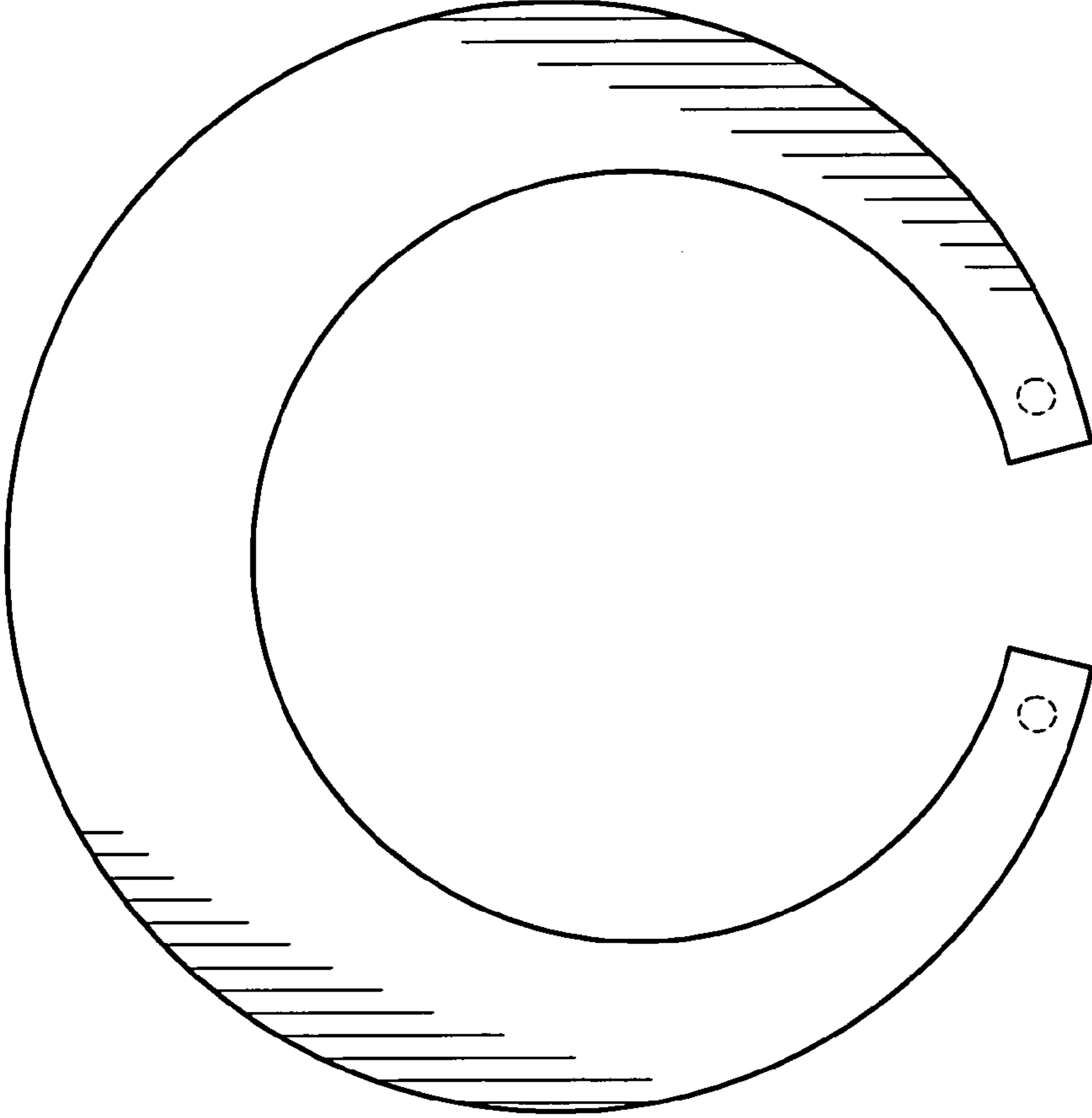


Fig. 3



Fig. 4



Fig. 5



Fig. 7



Fig. 6

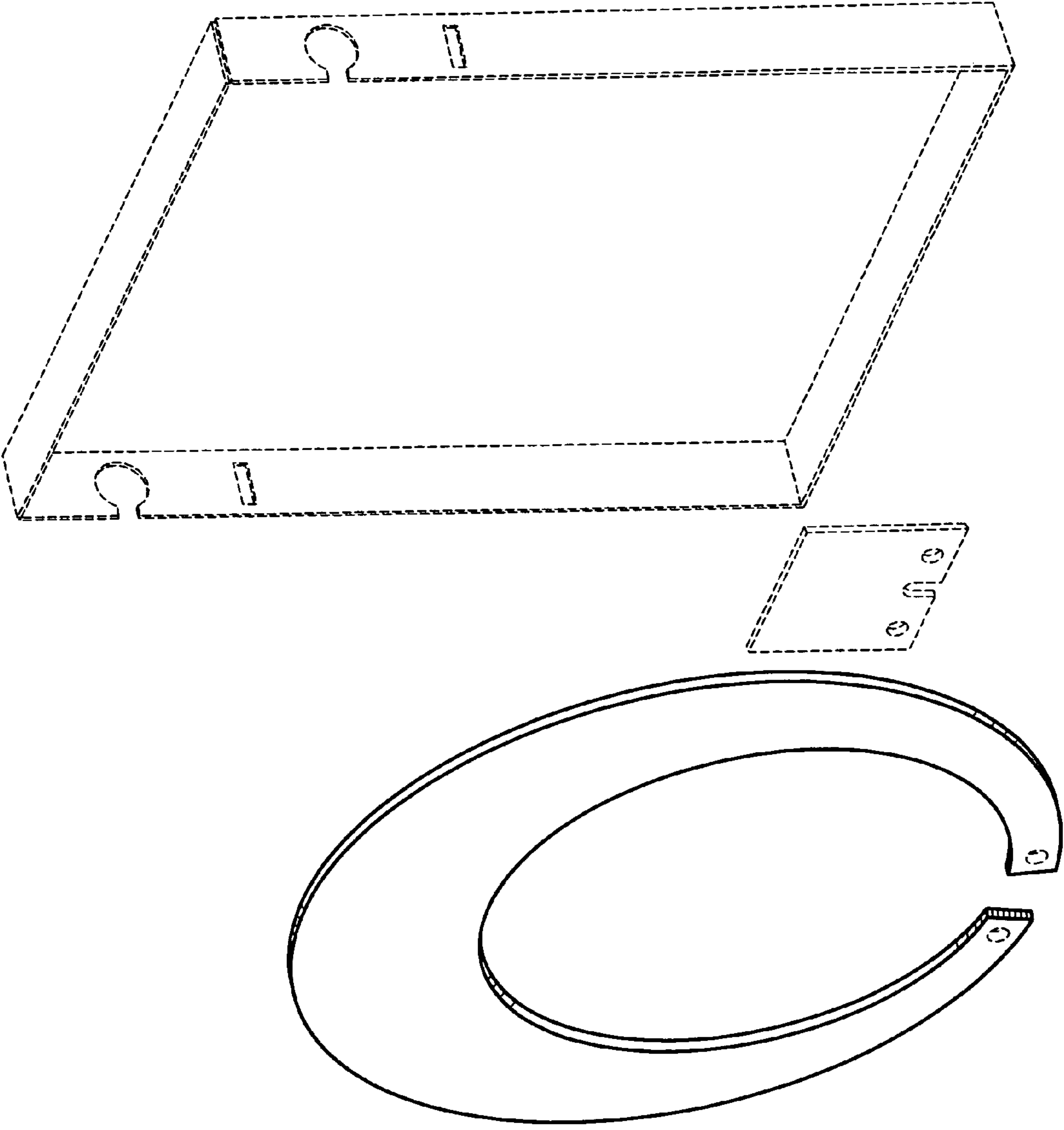


Fig. 8