



US00D598427S

(12) **United States Design Patent**
Moore

(10) **Patent No.:** **US D598,427 S**

(45) **Date of Patent:** **** *Aug. 18, 2009**

(54) **LOUDSPEAKER CABINET**

Primary Examiner—Nanda Bondade

(76) **Inventor:** **Dana A. Moore**, 25-157th Pl. SE.,
Bothell, WA (US) 98012

(57) **CLAIM**

The ornamental design for a loudspeaker cabinet, as shown.

(*) **Notice:** This patent is subject to a terminal disclaimer.

(**) **Term:** **14 Years**

DESCRIPTION

(21) **Appl. No.:** **29/310,287**

FIG. 1 is a bottom elevation view of a loudspeaker cabinet showing my new design in a square-edged form;

(22) **Filed:** **Aug. 7, 2008**

FIG. 2 is a front elevation view thereof;

(51) **LOC (9) Cl.** **14-01**

(52) **U.S. Cl.** **D14/214**

FIG. 3 is a side elevation view thereof;

(58) **Field of Classification Search** D14/204,
D14/207, 210–216; 181/143–144, 147–148,
181/150–153, 157, 198–199; 381/300–303,
381/306, 332–333, 336, 345, 361–364, 386–388
See application file for complete search history.

FIG. 4 is a perspective view showing the side disclosed in FIG. 3, the top, and front thereof;

FIG. 5 is a bottom elevation view of my new design showing an alternative round- edged form;

(56) **References Cited**

U.S. PATENT DOCUMENTS

D252,025 S * 6/1979 Welch et al. D14/214

D253,700 S * 12/1979 Gillum D14/214

D253,819 S * 1/1980 Gillum D14/214

D254,491 S * 3/1980 Gillum D14/214



FIG. 6 is a front elevation view of the round-edged form thereof;

FIG. 7 is a side elevation view of the round-edged form thereof; and,

FIG. 8 is a perspective view of the side disclosed in FIG. 7, the top, and front of the round-edged form thereof.

* cited by examiner

1 Claim, 2 Drawing Sheets






Fig. 1

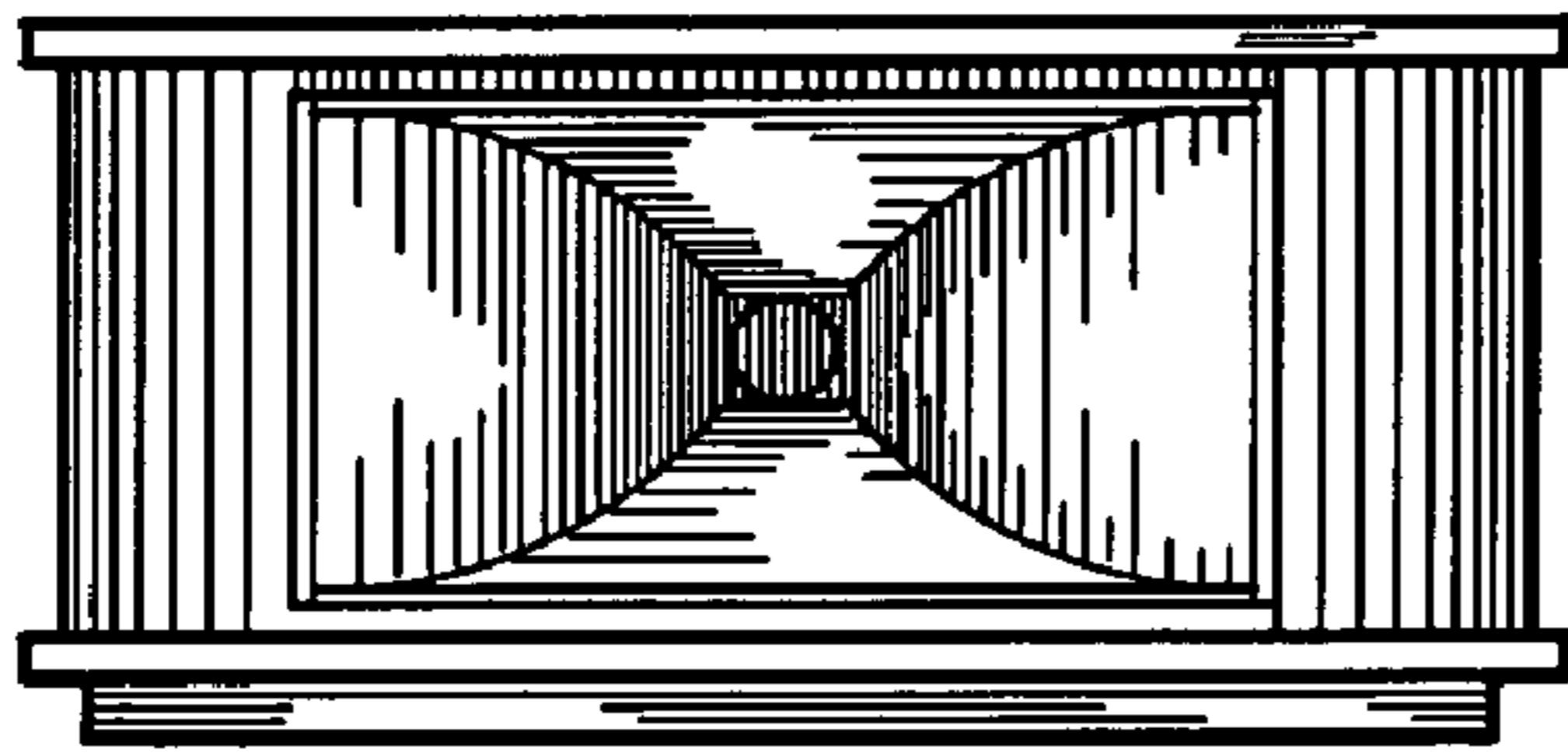


Fig. 2

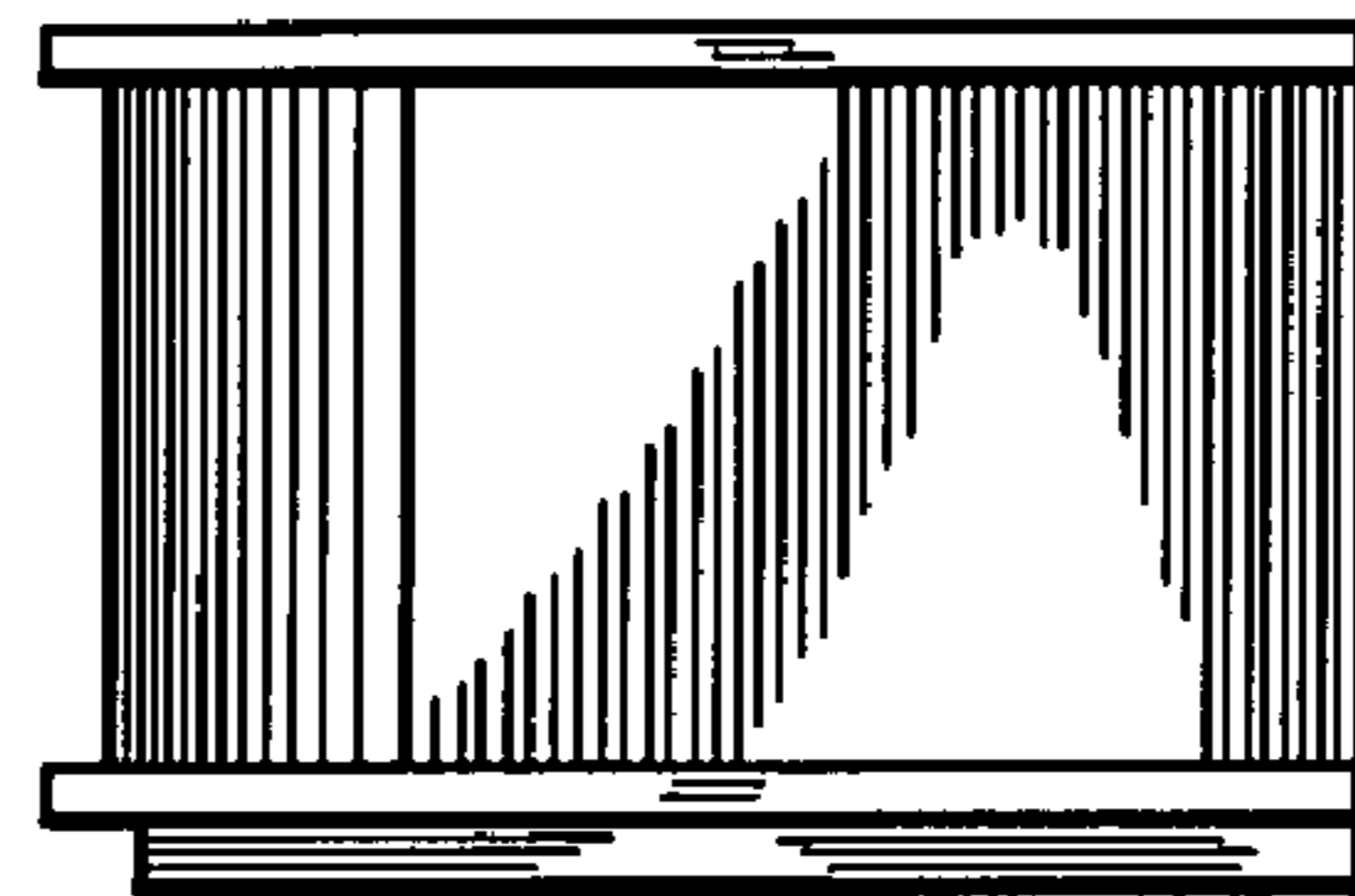


Fig. 3




Fig. 4




Fig. 5

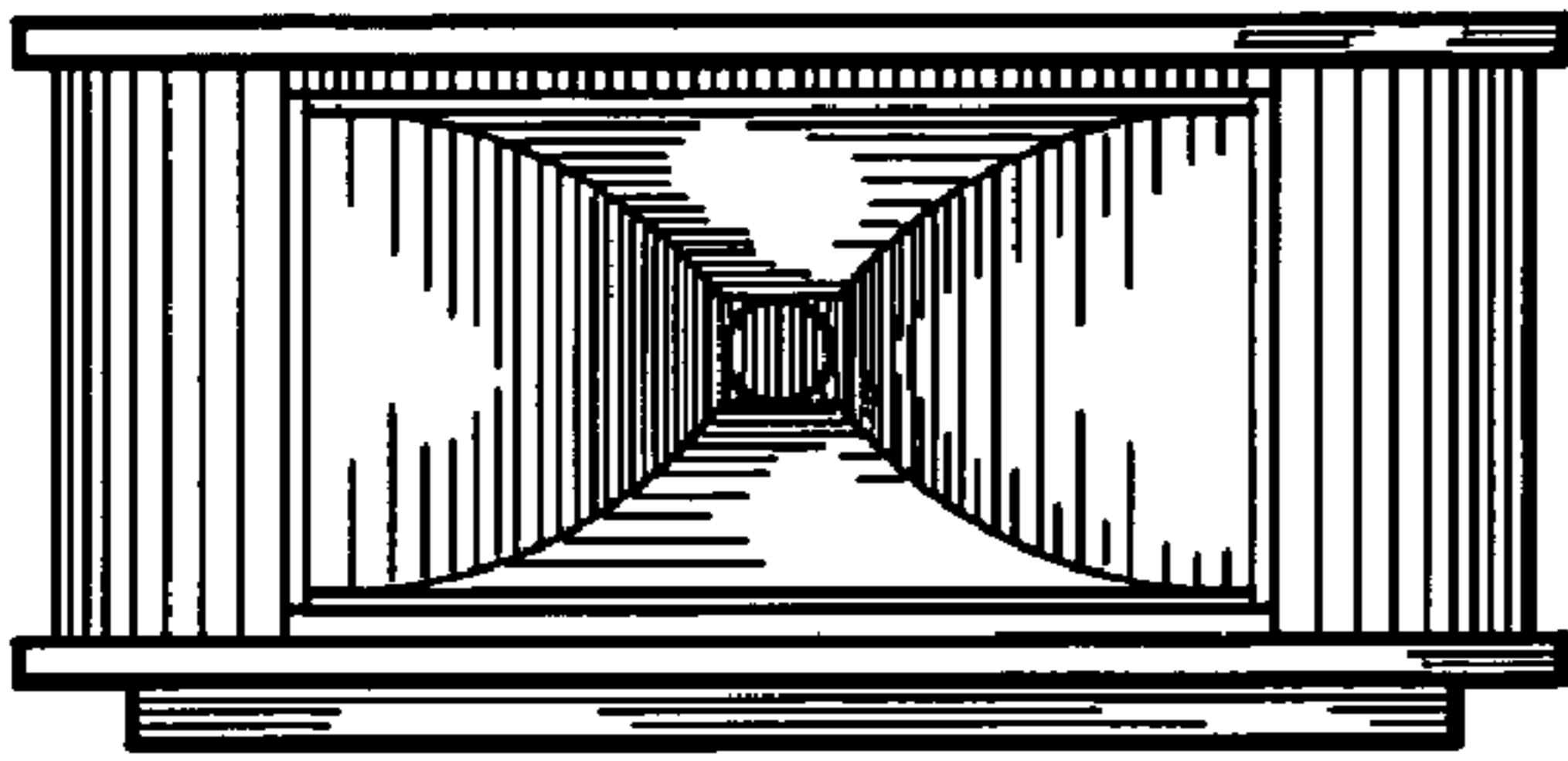


Fig. 6

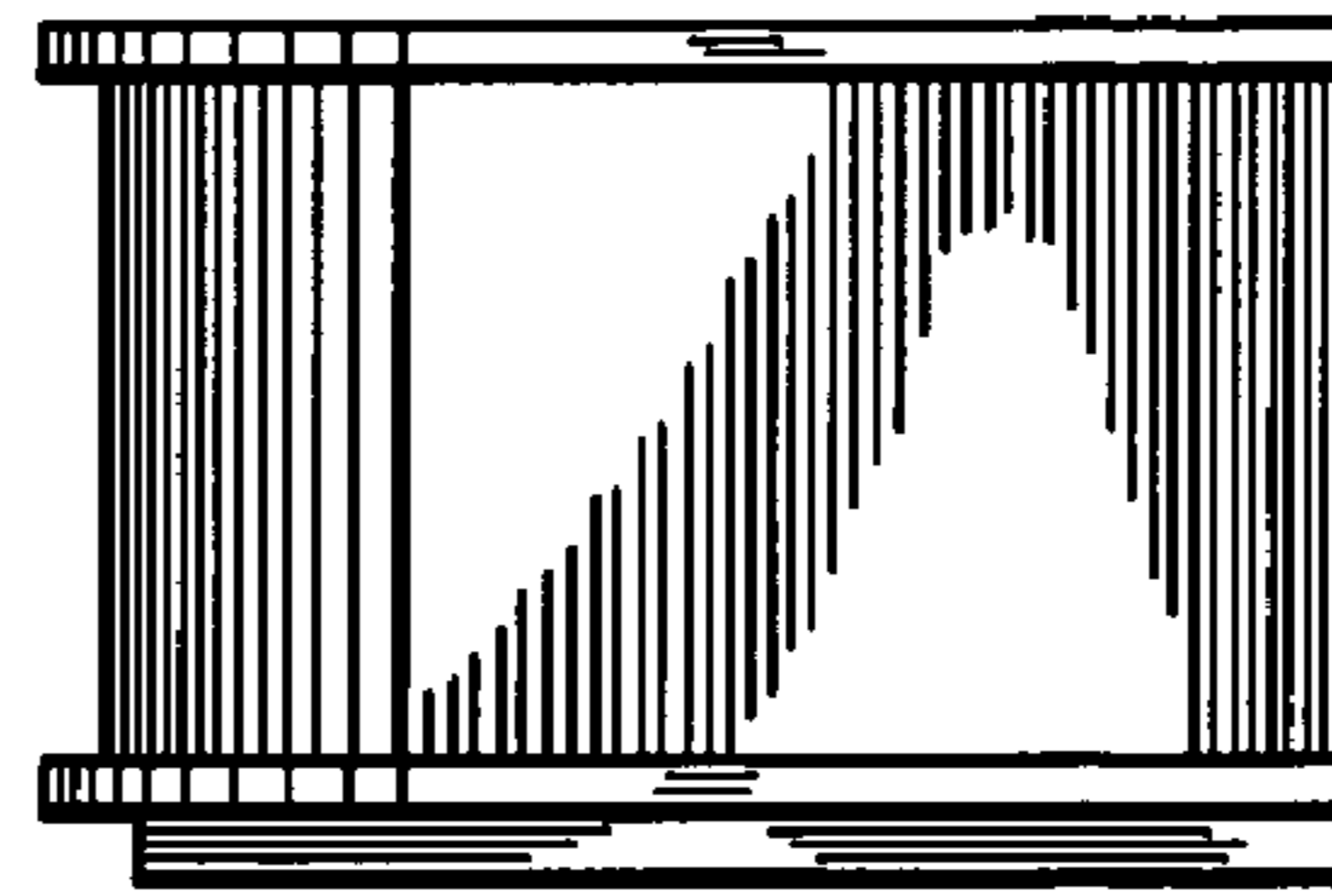


Fig. 7




Fig. 8