



US00D598426S

(12) **United States Design Patent**  
**Kim et al.**

(10) **Patent No.:** **US D598,426 S**

(45) **Date of Patent:** **\*\* Aug. 18, 2009**

(54) **MP3 PLAYER**

(75) Inventors: **Han Kim**, Namyangju-si (KR); **Jasper Morrison**, Seoul (KR)

(73) Assignee: **Samsung Electronics Co., Ltd.**,  
Yeongtong-gu, Suwon-si, Gyeonggi-do  
(KR)

(\*\*) Term: **14 Years**

(21) Appl. No.: **29/330,860**

(22) Filed: **Jan. 15, 2009**

(51) **LOC (9) Cl.** ..... **14-03**

(52) **U.S. Cl.** ..... **D14/203.7**

(58) **Field of Classification Search** ..... D14/496,  
D14/401, 435, 474, 483, 217, 137, 138, 160,  
D14/168, 203.1–203.8; 345/156, 169, 173–179,  
345/905; 715/727–729, 864; 710/1, 5, 8;  
713/1, 600; 455/11, 1.7, 73, 344–347, 93,  
455/95; 370/342–344; 369/1, 2, 6, 12; 463/43–47;  
273/148 B

See application file for complete search history.

(56) **References Cited**

**U.S. PATENT DOCUMENTS**

5,661,622 A \* 8/1997 Kochi et al. .... 360/130.24  
6,122,526 A \* 9/2000 Parulski et al. .... 455/556.1  
D494,188 S \* 8/2004 Huang ..... D14/203.3  
6,769,603 B2 \* 8/2004 Nagai et al. .... 235/375  
D509,833 S \* 9/2005 Yang ..... D14/496

D516,579 S \* 3/2006 Nakamura ..... D14/496  
D533,876 S \* 12/2006 Kim ..... D14/203.7  
D534,922 S \* 1/2007 Liang et al. .... D14/203.7  
7,258,449 B2 \* 8/2007 Chong et al. .... 353/85  
D553,640 S \* 10/2007 Kimura et al. .... D14/496  
D555,170 S \* 11/2007 Dai ..... D14/496  
2007/0252202 A1 \* 11/2007 Park et al. .... 257/335

\* cited by examiner

*Primary Examiner*—Prabhakar Deshmukh

(57) **CLAIM**

The ornamental design for an MP3 player, as shown and described.

**DESCRIPTION**

FIG. 1 is a perspective view of an MP3 player showing our new design;

FIG. 2 is a front elevational view thereof;

FIG. 3 is a rear elevational view thereof;

FIG. 4 is a left side elevational view thereof;

FIG. 5 is a right side elevational view thereof;

FIG. 6 is a top plan view thereof;

FIG. 7 is a bottom plan view thereof; and,

FIG. 8 is a sectional view thereof taken along line 8—8 of FIG. 6.

The broken lines in the drawings are for illustrative purpose only and form no part of the claimed design.

**1 Claim, 7 Drawing Sheets**

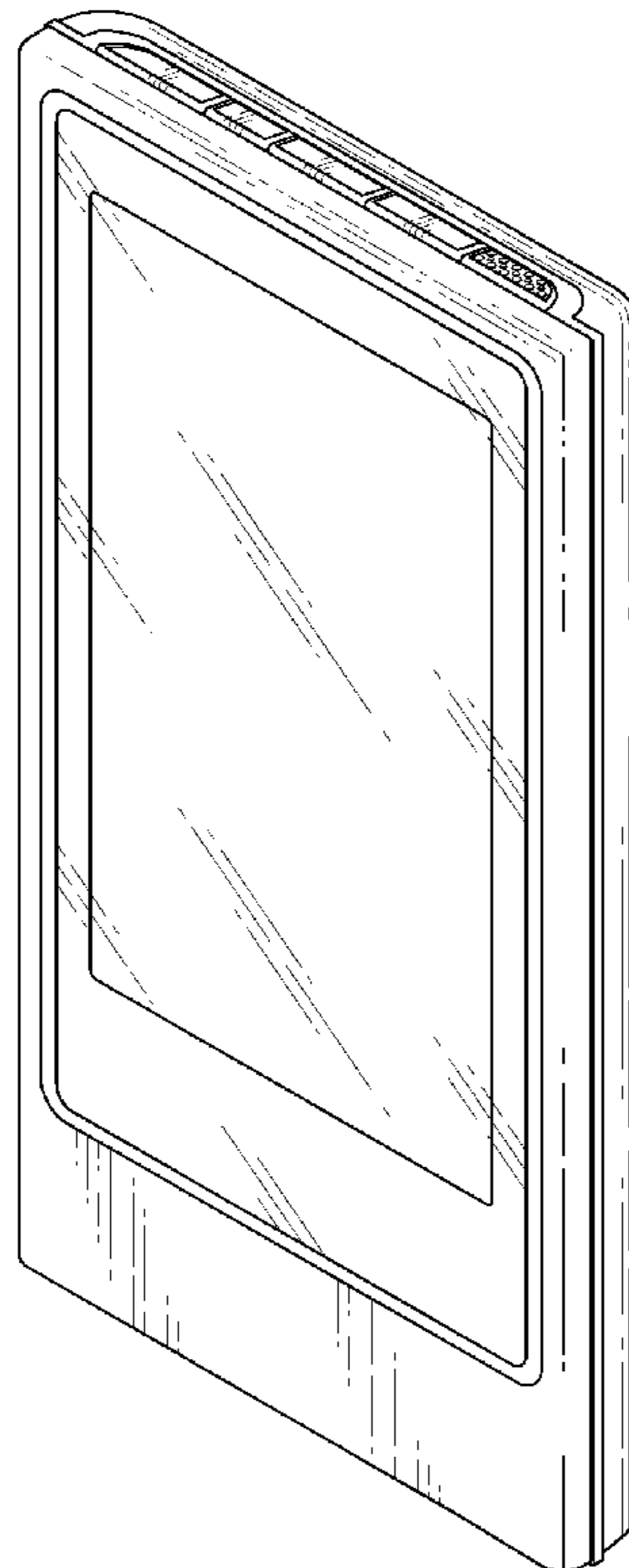


FIG. 1

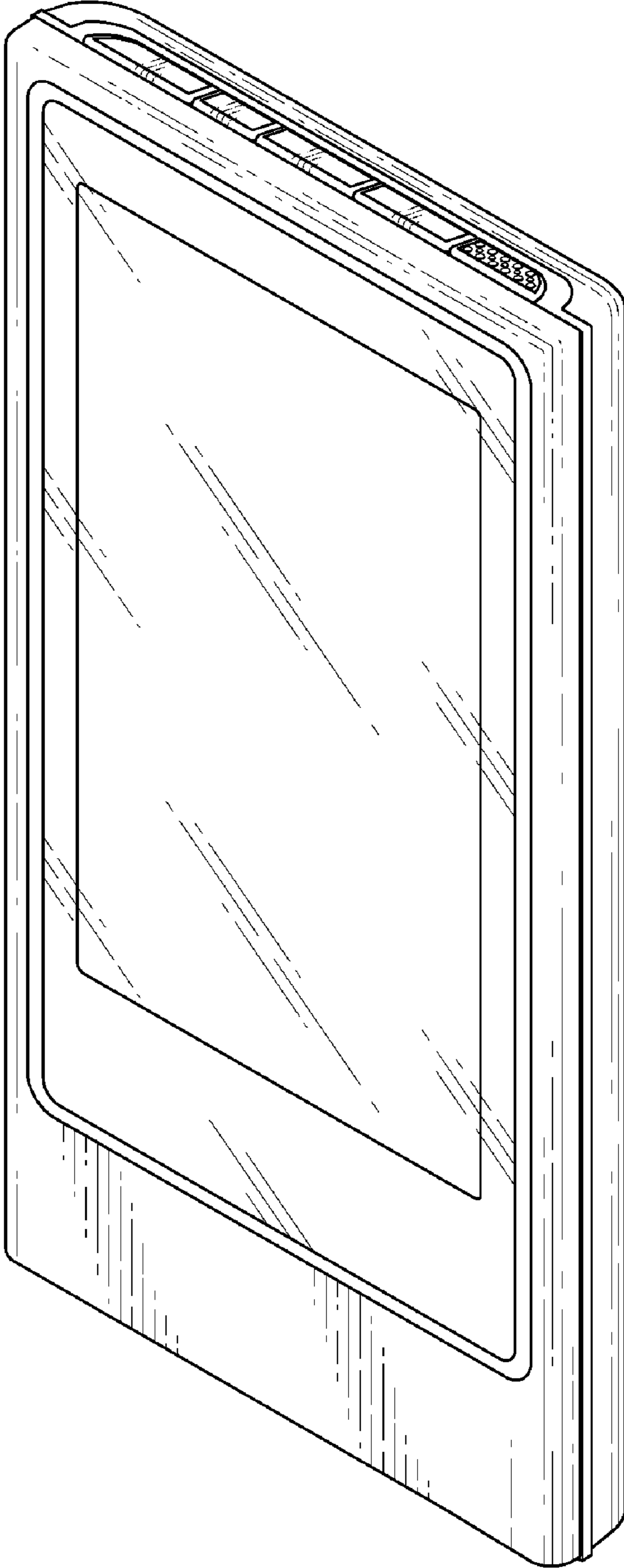


FIG. 2

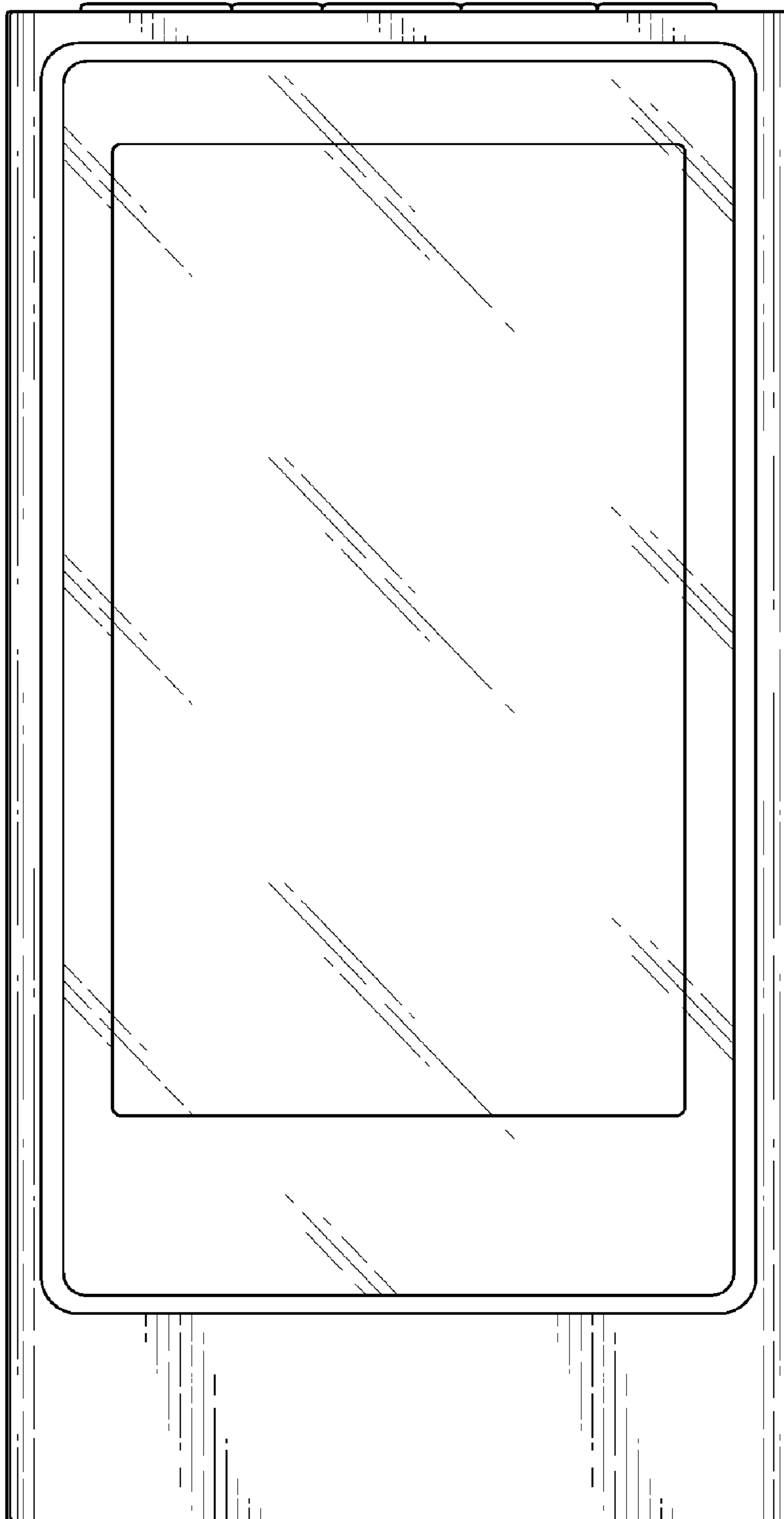


FIG. 3




FIG. 4



FIG. 5



FIG. 6

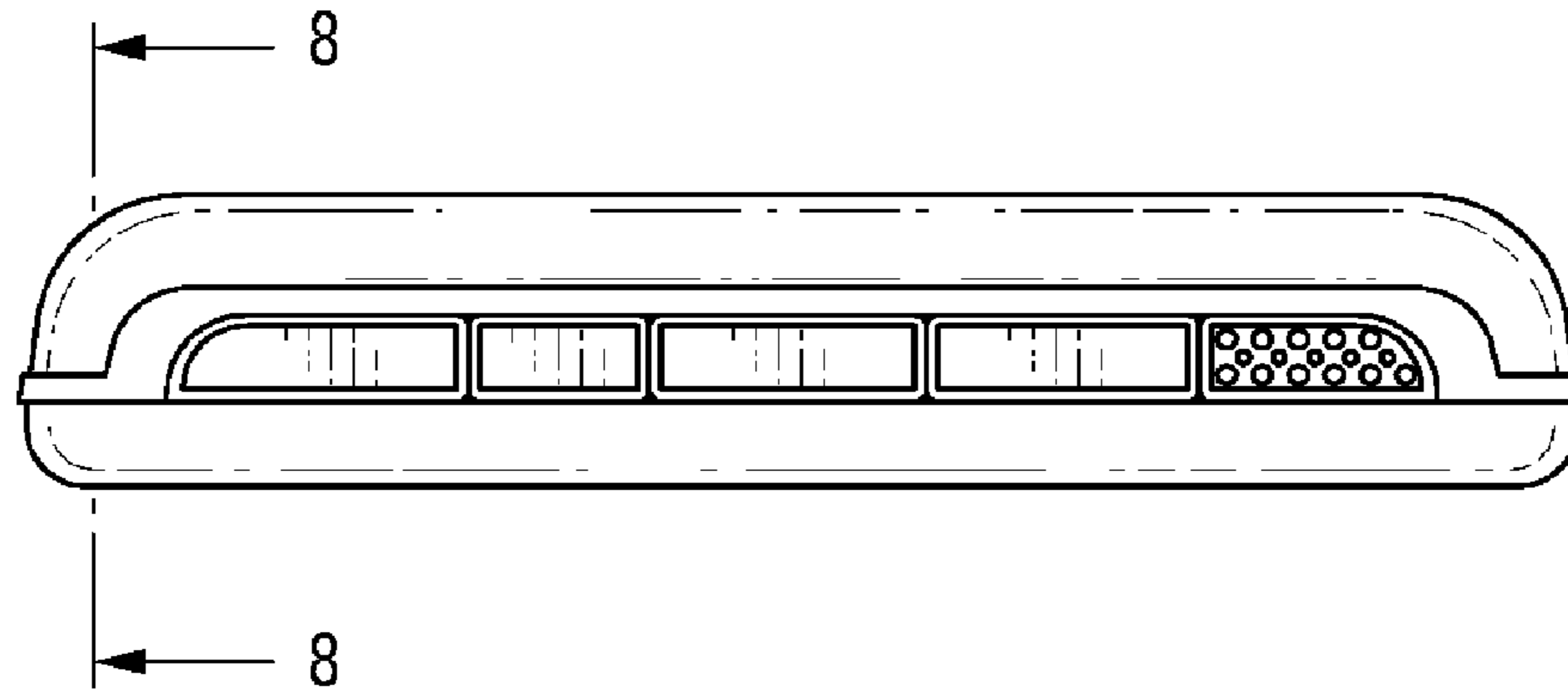


FIG. 7



FIG. 8

