



US00D598413S

(12) **United States Design Patent**  
**Chen**

(10) **Patent No.:** **US D598,413 S**

(45) **Date of Patent:** **\*\* Aug. 18, 2009**

(54) **HANDSET**

(75) Inventor: **Yao-Shao-Pearl Chen**, Beijing (CN)

(73) Assignee: **Nokia Corporation**, Espoo (FI)

(\*\*) Term: **14 Years**

(21) Appl. No.: **29/324,479**

(22) Filed: **Sep. 12, 2008**

(51) **LOC (9) Cl.** ..... **14-03**

(52) **U.S. Cl.** ..... **D14/138 AA**

(58) **Field of Classification Search** ..... D14/137,  
D14/138 R, 138 AA, 138 AB, 138 AC, 138 AD,  
D14/138 C, 138 G, 147-148, 156, 191, 218,  
D14/247-248, 341-347, 390, 399, 455-456,  
D14/496; D10/65, 78, 104; D13/164, 168;  
D16/208; D18/7; D21/329, 331, 333, 517;  
343/702; 345/167, 168, 169; 348/14.01-14.02;  
361/814; 379/433.01-433.13; 439/165;  
455/90.3, 556.1-556.2, 566, 575.1, 575.3,  
455/575.4

See application file for complete search history.

(56) **References Cited**

**U.S. PATENT DOCUMENTS**

D541,246 S *	4/2007	Kim et al.	.....	D14/138 AA
D543,184 S *	5/2007	Moon et al.	.....	D14/138 AA
D546,802 S *	7/2007	Cho et al.	.....	D14/138 AA
D546,809 S *	7/2007	Kim et al.	.....	D14/138 AA
D559,224 S *	1/2008	Moon et al.	.....	D14/138 AA
D560,635 S *	1/2008	Kim et al.	.....	D14/138 AA
D562,299 S *	2/2008	Wang et al.	.....	D14/138 AA
D572,698 S *	7/2008	Kim et al.	.....	D14/138 AA
D576,129 S	9/2008	Bjorninen		
D576,993 S *	9/2008	Park et al.	.....	D14/138 AA
D588,566 S *	3/2009	Zuffo et al.	.....	D14/138 AA
2007/0294633 A1 *	12/2007	Aarras et al.	.....	715/781

2008/0039156 A1\* 2/2008 Lee et al. .... 455/575.1

**OTHER PUBLICATIONS**

Sagem my226x, announced Feb. 2008, <URL:http://www.gsmarena.com/sagem\_my226x-pictures-2513.php>, retrieved from internet May 21, 2009.\*

Nokia 2730 classic, announced May 2009, <URL:http://www.gsmarena.com/nokia\_2730\_classic-pictures-2800.php>, retrieved from internet May 21, 2009.\*

Nokia Model # 1200, Nokia Corporation, 1 color sheet of photographs, disclosed on or about Apr. 2002.

Nokia Model # 1208, Nokia Corporation, 1 color sheet of photographs, disclosed on or about May 2007.

\* cited by examiner

*Primary Examiner*—Ian Simmons

*Assistant Examiner*—Carla Jobe Wright

(74) *Attorney, Agent, or Firm*—Banner & Witcoff, Ltd.

(57) **CLAIM**

The ornamental design for a handset, as shown and described.

**DESCRIPTION**

FIG. 1 is a front perspective view of a handset showing my new design;

FIG. 2 is a front view thereof;

FIG. 3 is a rear view thereof;

FIG. 4 is a right side view thereof;

FIG. 5 is a left side view thereof;

FIG. 6 is a top plan view thereof; and,

FIG. 7 is a bottom plan view thereof.

The broken lines that show the outermost periphery of non-claimed features represent the boundaries of the claimed design. All other broken lines are directed to environment and are for illustrative purposes only. The broken lines and the unshaded areas bounded by them form no part of the claimed design.

**1 Claim, 4 Drawing Sheets**

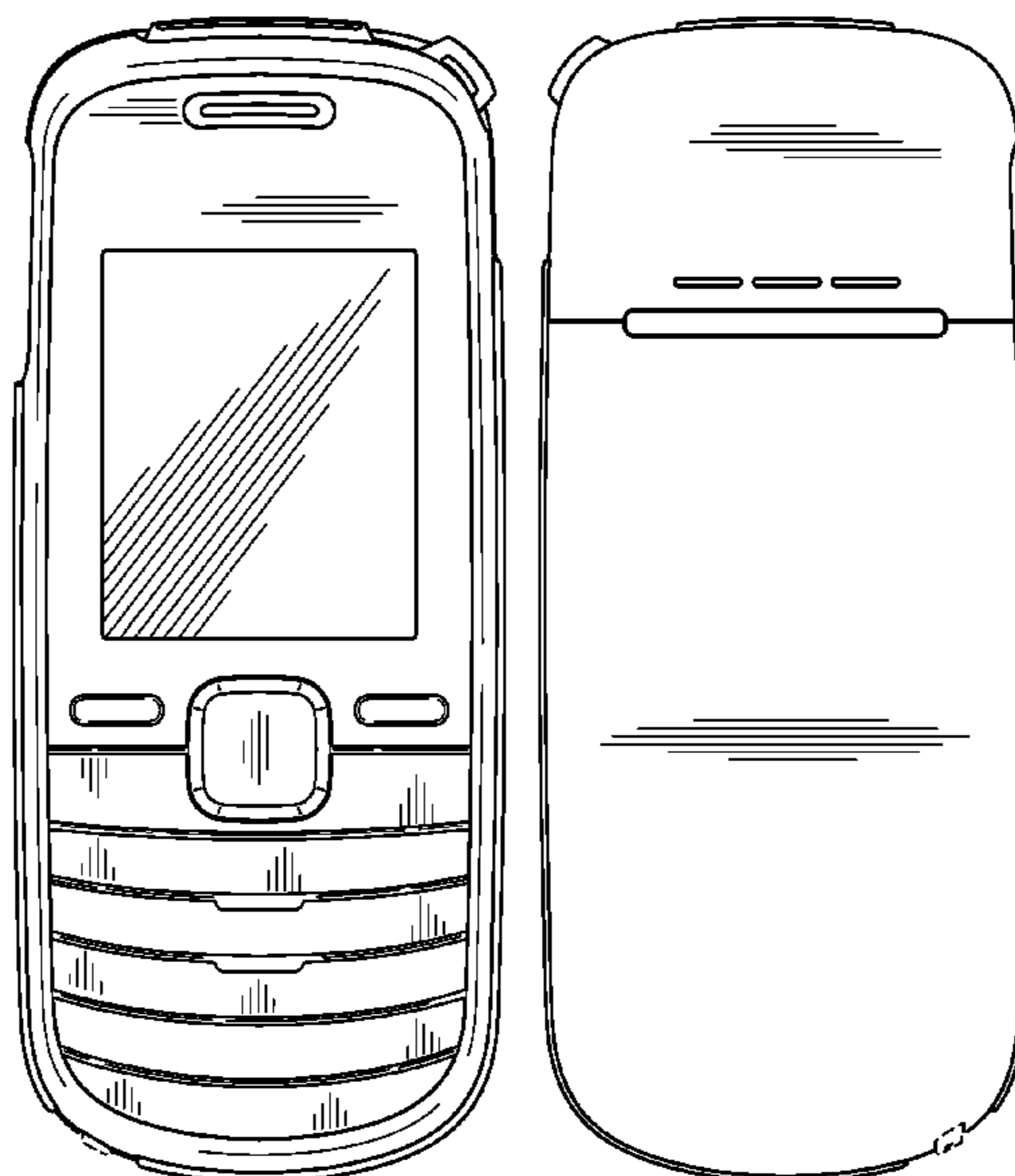




FIG. 1

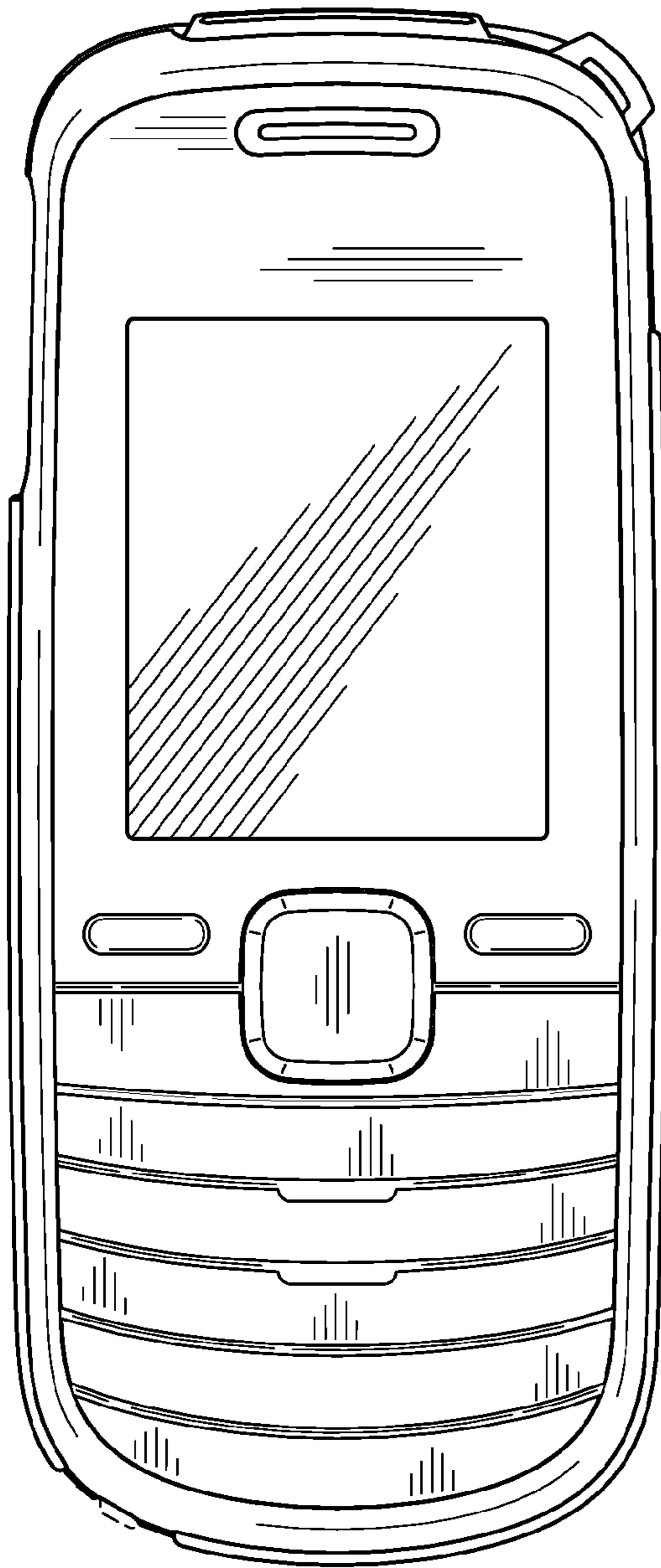


FIG. 2




FIG. 3






FIG. 4



FIG. 5



**FIG. 6**



**FIG. 7**