



US00D598412S

(12) **United States Design Patent**
Oh

(10) **Patent No.:** **US D598,412 S**

(45) **Date of Patent:** **** Aug. 18, 2009**

(54) **HANDSET**

(75) Inventor: **Christine Oh**, Los Angeles, CA (US)

(73) Assignee: **Nokia Corporation**, Espoo (FI)

(**) Term: **14 Years**

(21) Appl. No.: **29/323,013**

(22) Filed: **Aug. 15, 2008**

(51) **LOC (9) Cl.** **14-03**

(52) **U.S. Cl.** **D14/138 AA**

(58) **Field of Classification Search** D14/137,
D14/138 R, 138 AA, 138 AB, 138 AC, 138 AD,
D14/138 C, 138 G, 147-148, 156, 191, 218,
D14/247-248, 341-347, 390, 399, 455-456,
D14/496; D10/65, 78, 104; D13/164, 168;
D16/208; D18/7; D21/329, 331, 333, 517;
343/702; 345/167, 168, 169; 348/14.01-14.02;
361/814; 379/433.01-433.13; 439/165;
455/90.3, 556.1-556.2, 566, 575.1, 575.3,
455/575.4

See application file for complete search history.

(56) **References Cited**

U.S. PATENT DOCUMENTS

D500,749 S	1/2005	Kim	
D504,879 S	5/2005	Moss	
D514,079 S *	1/2006	Lai D14/138 AA
D515,530 S *	2/2006	Gonser D14/138 AA
D524,779 S *	7/2006	Lyles D14/138 AA
D525,224 S	7/2006	Pitt et al.	
D542,753 S	5/2007	Majanen et al.	
D546,316 S *	7/2007	Wu et al. D14/138 AA
D552,574 S	10/2007	Moss	
D553,593 S	10/2007	Lyles	
D555,614 S	11/2007	Holmung et al.	
D559,222 S *	1/2008	Chen D14/138 AA
D560,630 S	1/2008	Mitchell et al.	
D584,713 S	1/2009	McPhail	
D588,095 S *	3/2009	Tom D14/138 AB
D589,919 S *	4/2009	Bower D14/138 AA
D590,367 S *	4/2009	Tompkin D14/138 AA

D591,253 S * 4/2009 Liu D14/138 AA
2006/0111052 A1 * 5/2006 Gartrell 455/90.3

FOREIGN PATENT DOCUMENTS

WO DM/066301 * 12/2004

OTHER PUBLICATIONS

Philips Xenium 9@98, announced 1Q 2005, URL:http://www.gsmarena.com/philips_xenium_9@98-pictures-1180.php,
retrieved from internet May 20, 2009.*

Nokia 6230, announced 4Q 2003, URL:http://www.gsmarena.com/nokia_6230-pictures-566.php,
retrieved from internet May 20, 2009.*

* cited by examiner

Primary Examiner—Ian Simmons

Assistant Examiner—Carla Jobe Wright

(74) *Attorney, Agent, or Firm*—Banner & Witcoff, Ltd.

(57) **CLAIM**

The ornamental design for a handset, as shown and described.

DESCRIPTION

FIG. 1 is a front perspective view of a handset showing my new design;

FIG. 2 is a rear perspective view thereof;

FIG. 3 is a front view thereof;

FIG. 4 is a rear view thereof;

FIG. 5 is a right side view thereof;

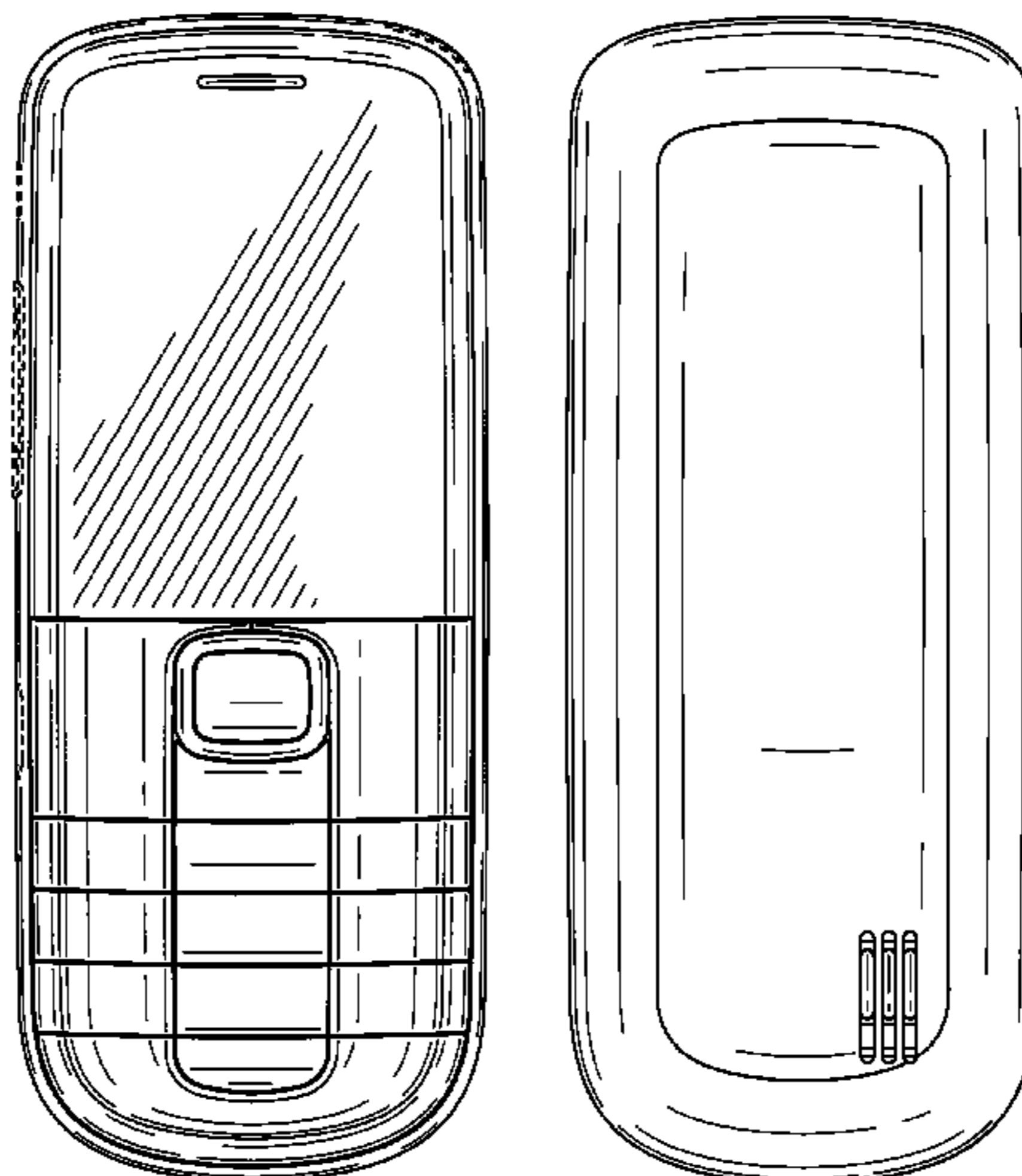
FIG. 6 is a left side view thereof;

FIG. 7 is a top plan view thereof; and,

FIG. 8 is a bottom plan view thereof.

The broken lines that show the outermost periphery of non-claimed features represent the boundaries of the claimed design. All other broken lines are directed to environment and are for illustrative purposes only. The broken lines and the unshaded areas bounded by them form no part of the claimed design.

1 Claim, 6 Drawing Sheets



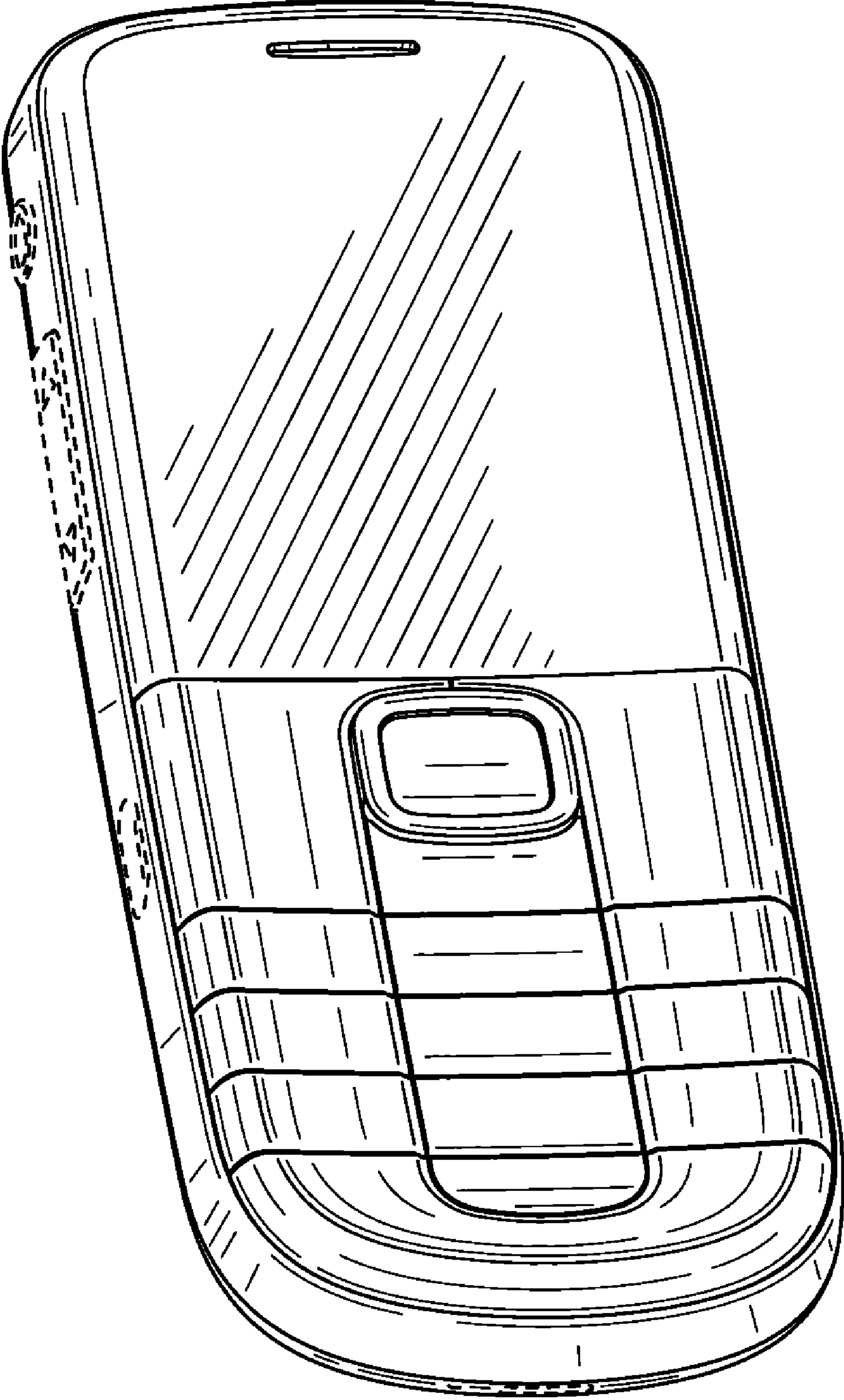


FIG. 1

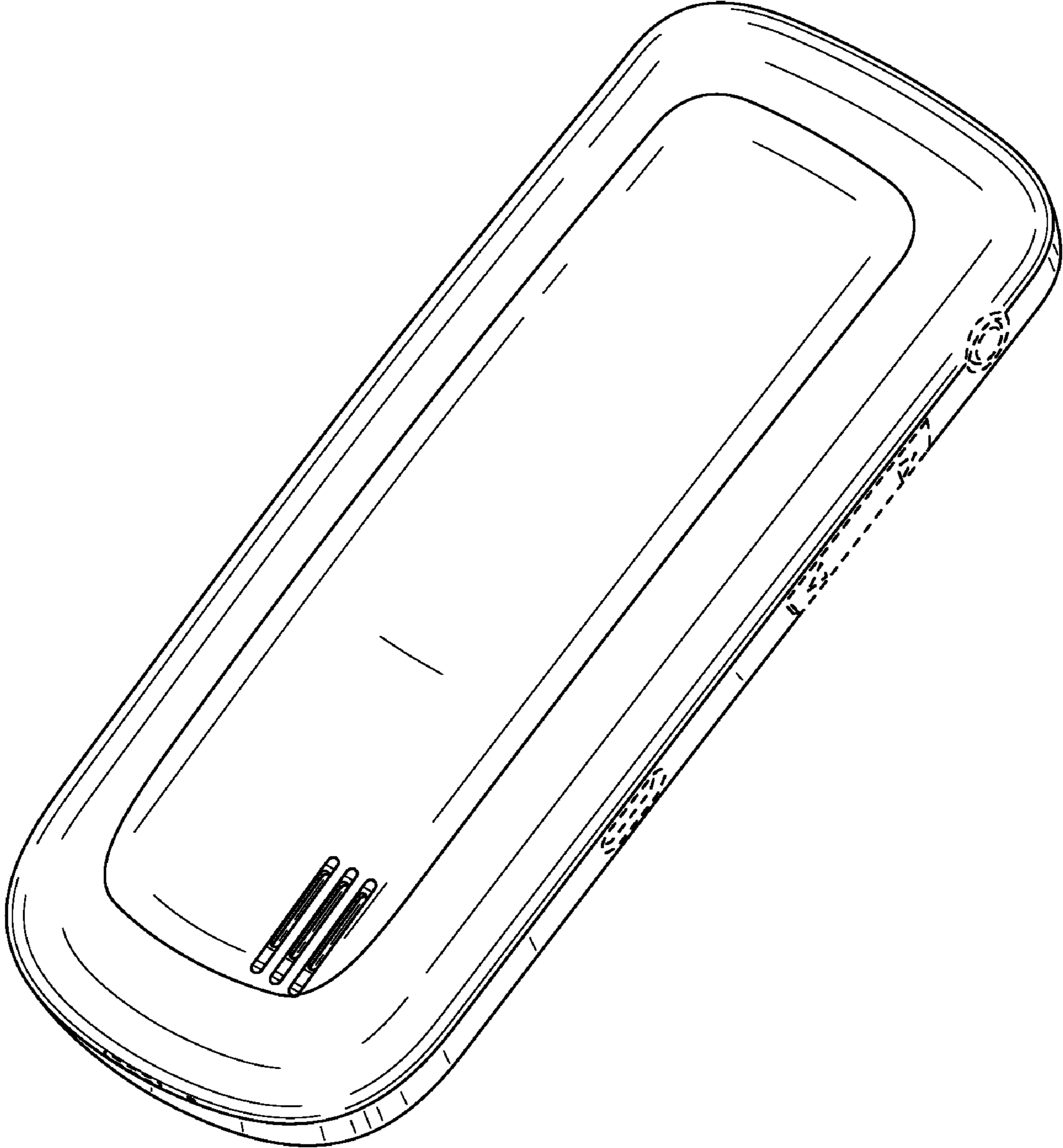


FIG. 2

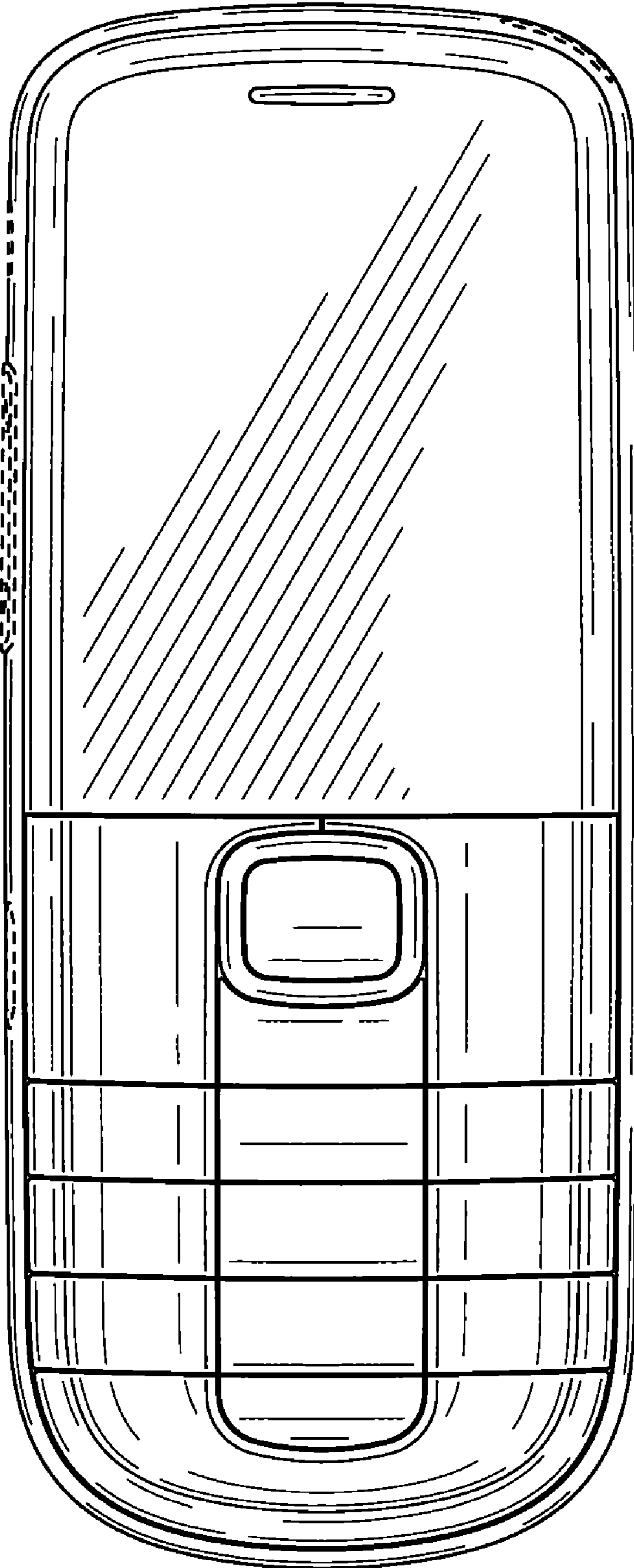


FIG. 3

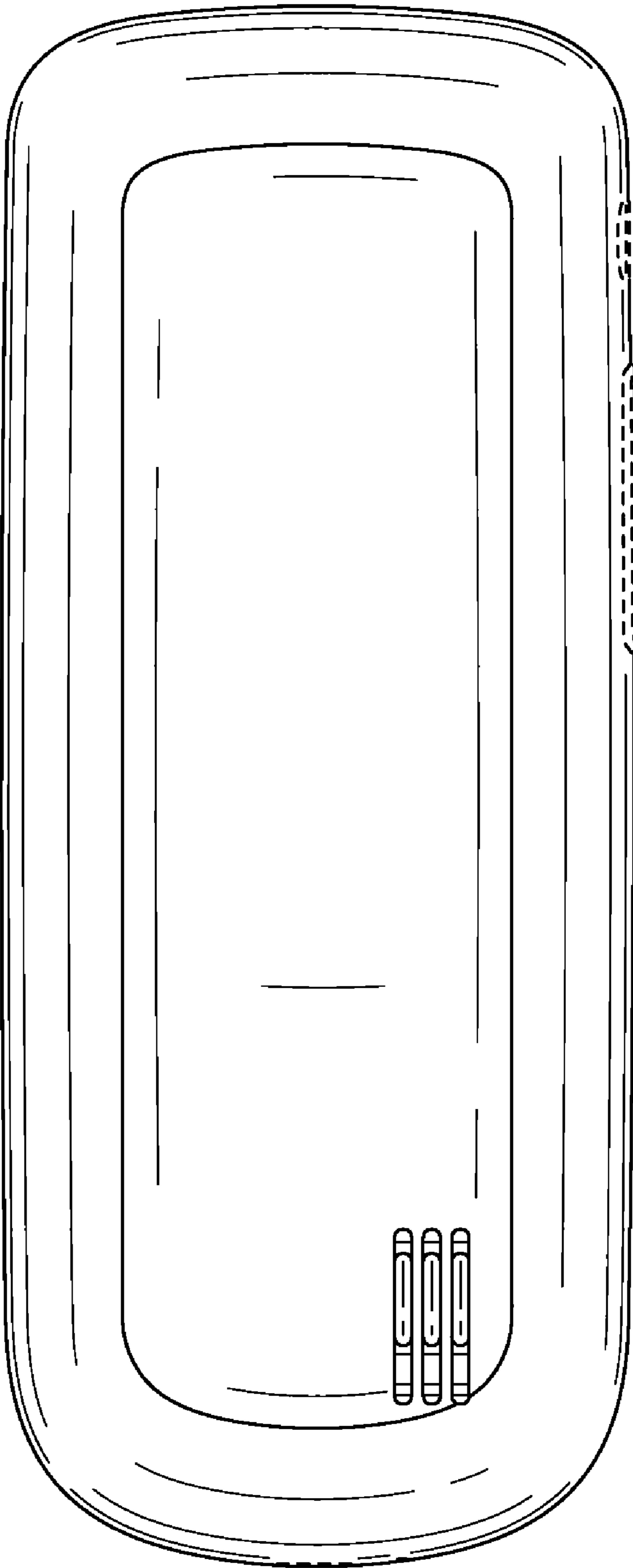


FIG. 4

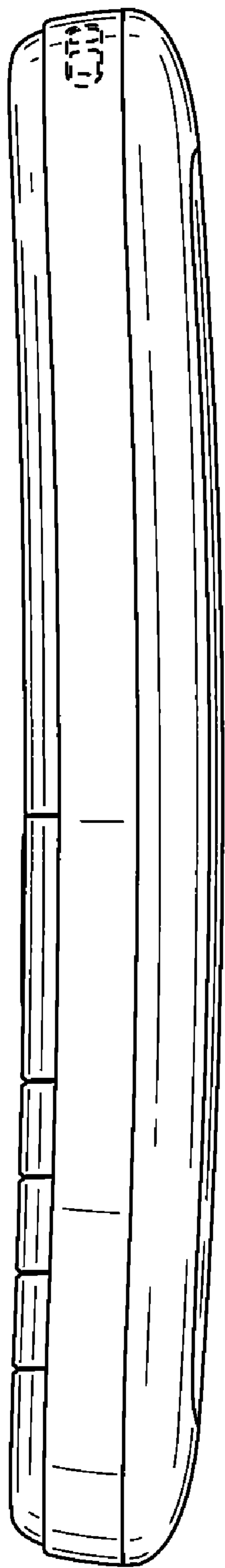


FIG. 5

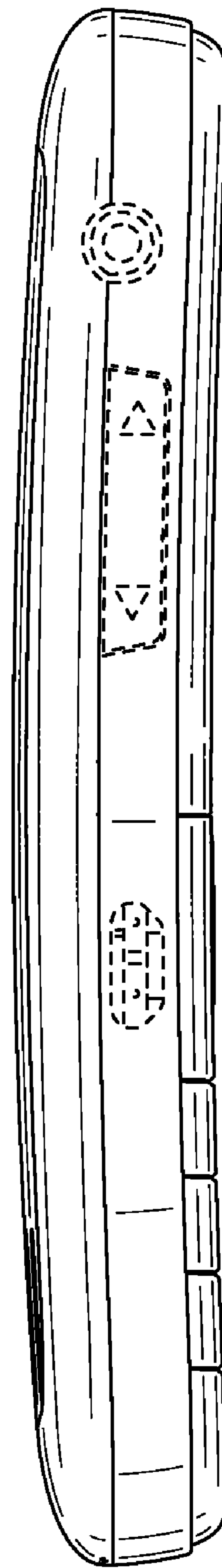


FIG. 6

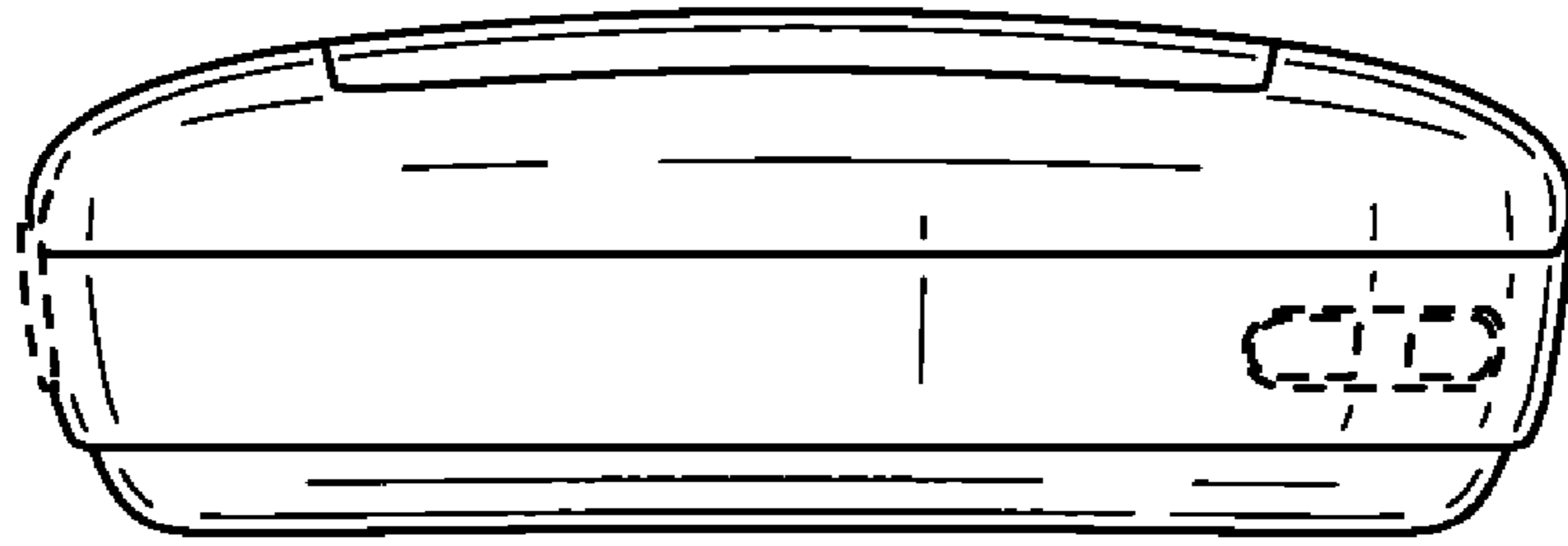


FIG. 7

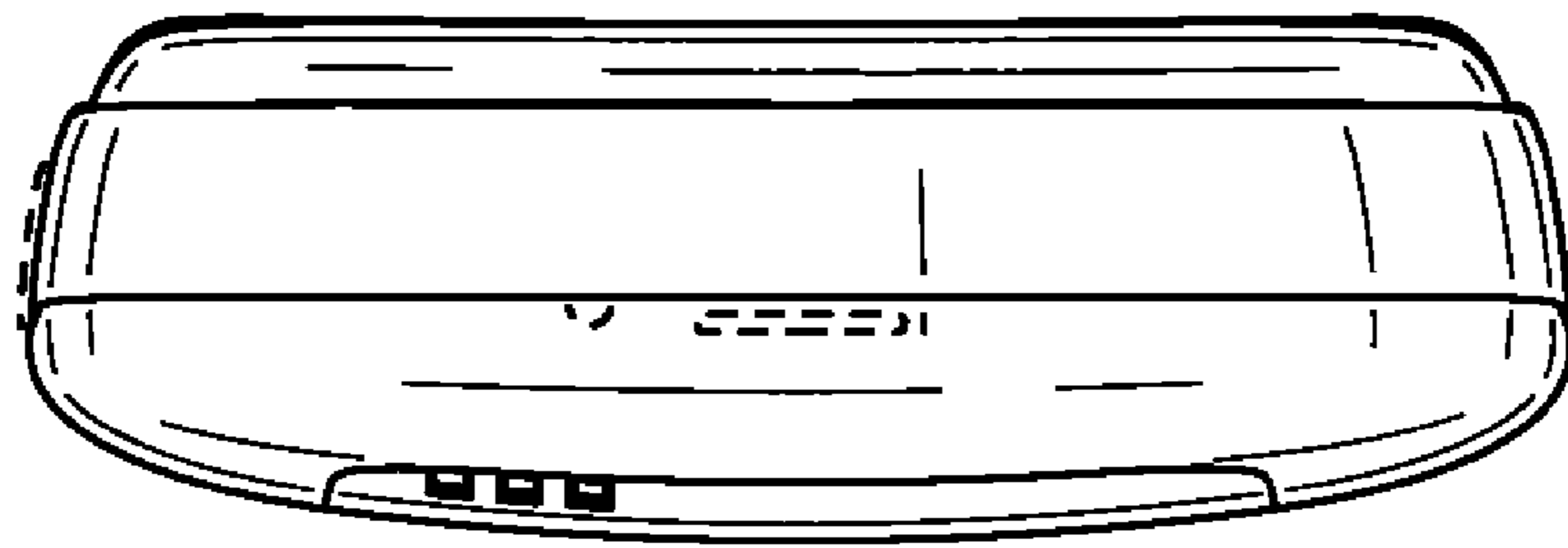


FIG. 8