



US00D598407S

(12) **United States Design Patent**  
**Richardson et al.**

(10) **Patent No.:** **US D598,407 S**  
(45) **Date of Patent:** **\*\* Aug. 18, 2009**

(54) **ENCLOSURE FOR A HANDHELD MOBILE ELECTRONIC DEVICE**

(75) Inventors: **Curt Richardson**, Fort Collins, CO (US); **Doug Kempel**, Fort Collins, CO (US); **Alan Morine**, Fort Collins, CO (US)

(73) Assignee: **Otter Products, LLC**, Ft. Collins, CO (US)

(\*\*) Term: **14 Years**

(21) Appl. No.: **29/277,158**

(22) Filed: **Feb. 16, 2007**

(51) **LOC (9) Cl.** ..... **14-03**

(52) **U.S. Cl.** ..... **D14/138 AA; D14/248**

(58) **Field of Classification Search** ..... D14/156, D14/218, 247-248, 341-347, 390, 399, 455-456, D14/496, 137, 147-148, 253, 138 R, 138 AA, D14/138 G; D3/218; D13/168; D16/208; D21/331, 333; 455/90.3, 556.1-556.2, 575.1, 455/575.3-575.4; 379/433.01-433.13; 361/814; 348/14.02

See application file for complete search history.

(56) **References Cited**

**U.S. PATENT DOCUMENTS**

D502,159 S \* 2/2005 Chan et al. .... D14/138 AA  
D507,268 S \* 7/2005 Schlieffers et al. .... D14/346  
D513,741 S \* 1/2006 Jensfelt ..... D14/138 AA  
D533,549 S \* 12/2006 Johansson ..... D14/248

D546,806 S \* 7/2007 Cho et al. .... D14/138 AA  
D548,216 S \* 8/2007 Pan et al. .... D14/138 AA  
D550,664 S \* 9/2007 Leung ..... D14/346  
D562,299 S \* 2/2008 Wang et al. .... D14/138 AA  
D562,313 S \* 2/2008 Tan et al. .... D14/248  
D562,314 S \* 2/2008 Han et al. .... D14/248  
D570,833 S \* 6/2008 He ..... D14/248

\* cited by examiner

*Primary Examiner*—Ian Simmons

*Assistant Examiner*—Wan Laymon

(74) *Attorney, Agent, or Firm*—Krajec Patent Offices, LLC; Russell Krajec

(57) **CLAIM**

The ornamental design for a enclosure for a handheld mobile electronic device, shown and described.

**DESCRIPTION**

FIG. 1 is an isometric view of a handheld mobile electronic device showing our new design.

FIG. 2 is a front view thereof.

FIG. 3 is a top view thereof.

FIG. 4 is a left side view thereof.


FIG. 5 is a right side view thereof.

FIG. 6 is a rear view thereof; and,

FIG. 7 is a bottom view thereof.

The broken lines showing environment in the drawings are for informational purposes only and form no part of the claimed design.

**1 Claim, 7 Drawing Sheets**






FIG. 1

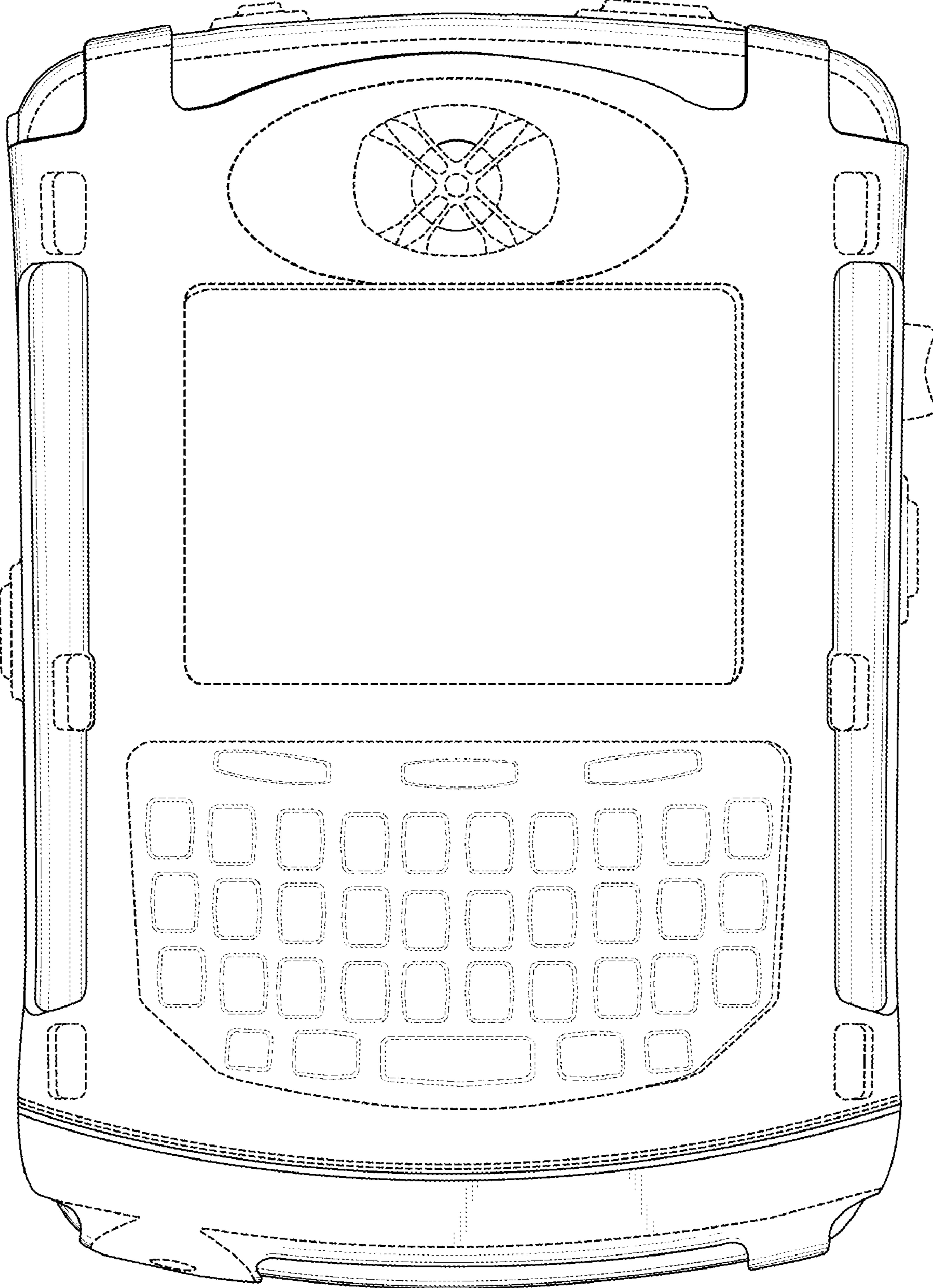


FIG. 2

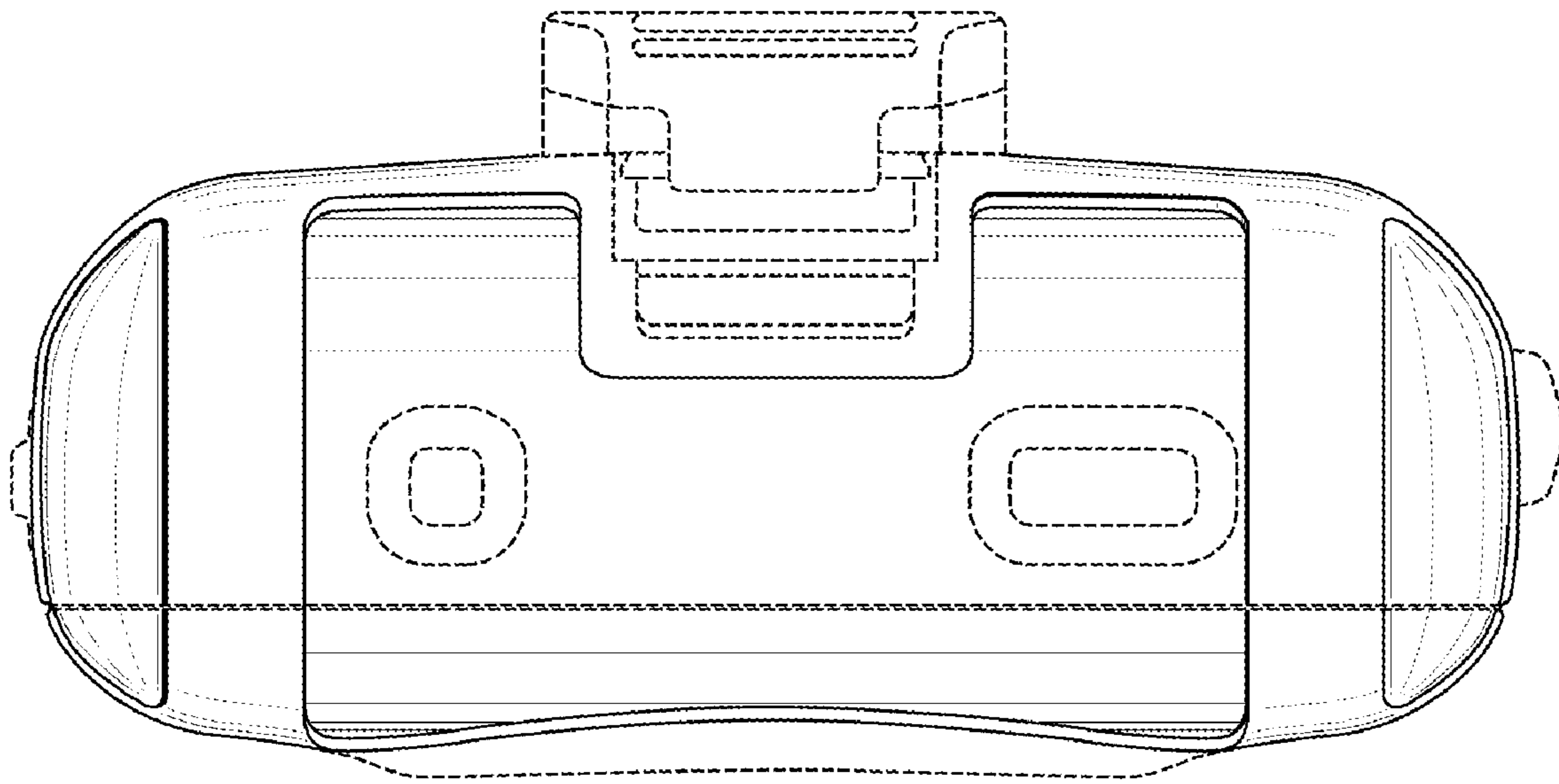


FIG. 3

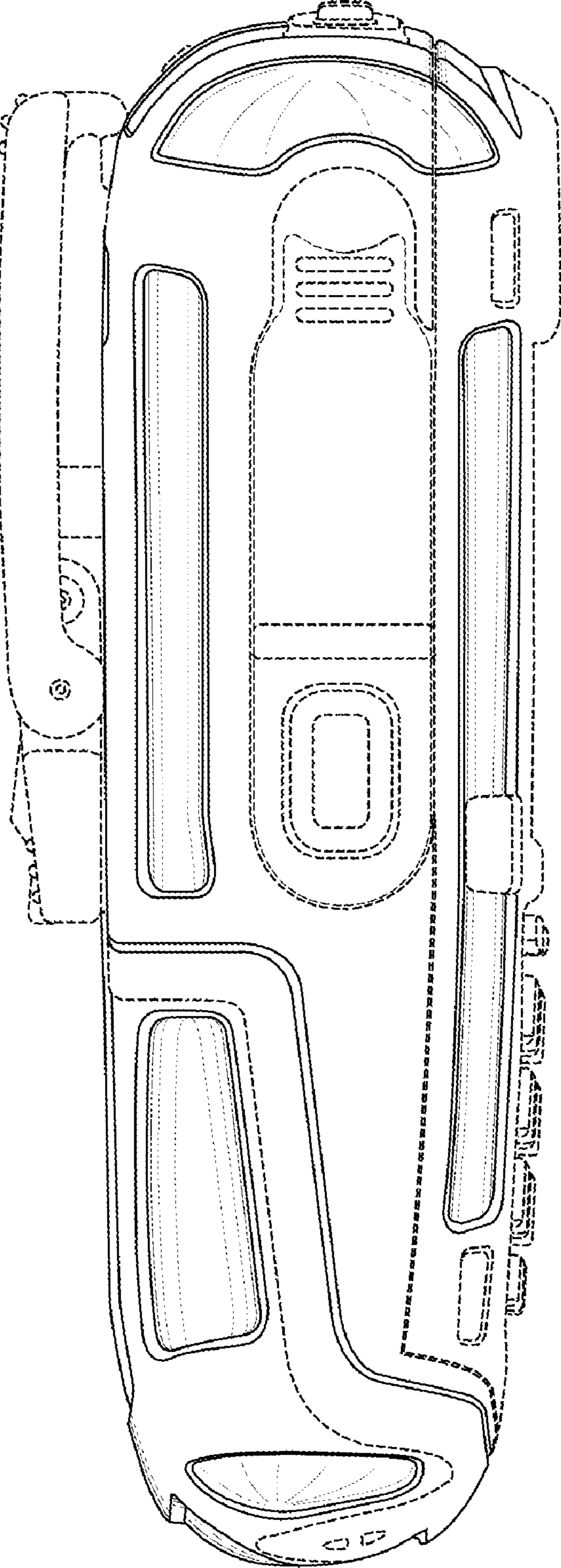


FIG. 4

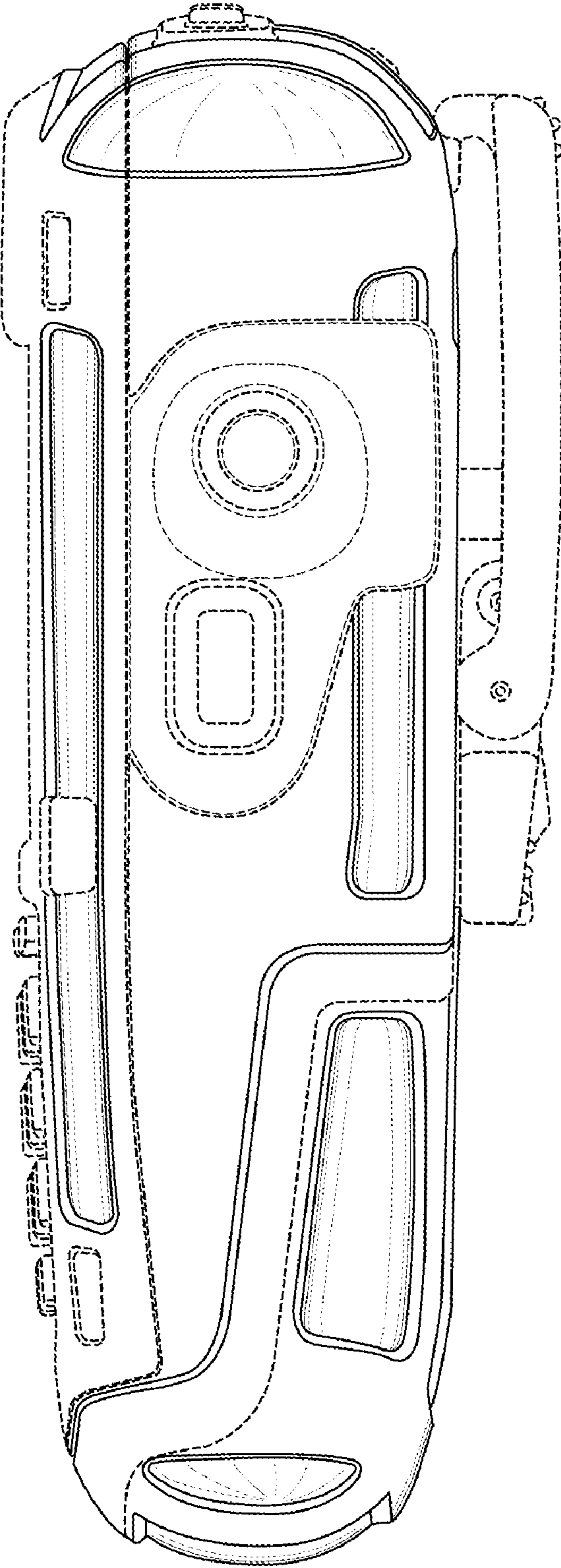


FIG. 5

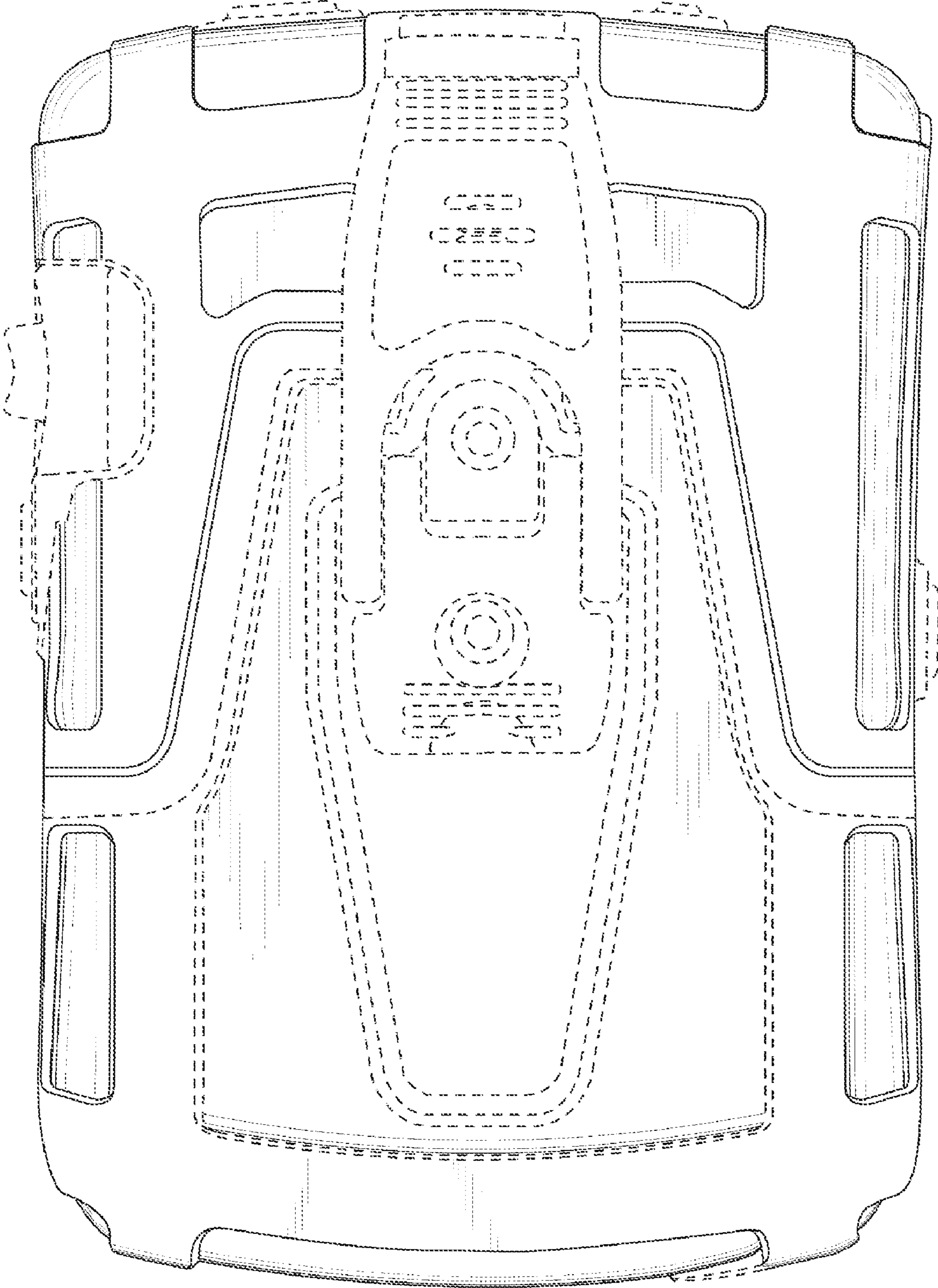


FIG. 6

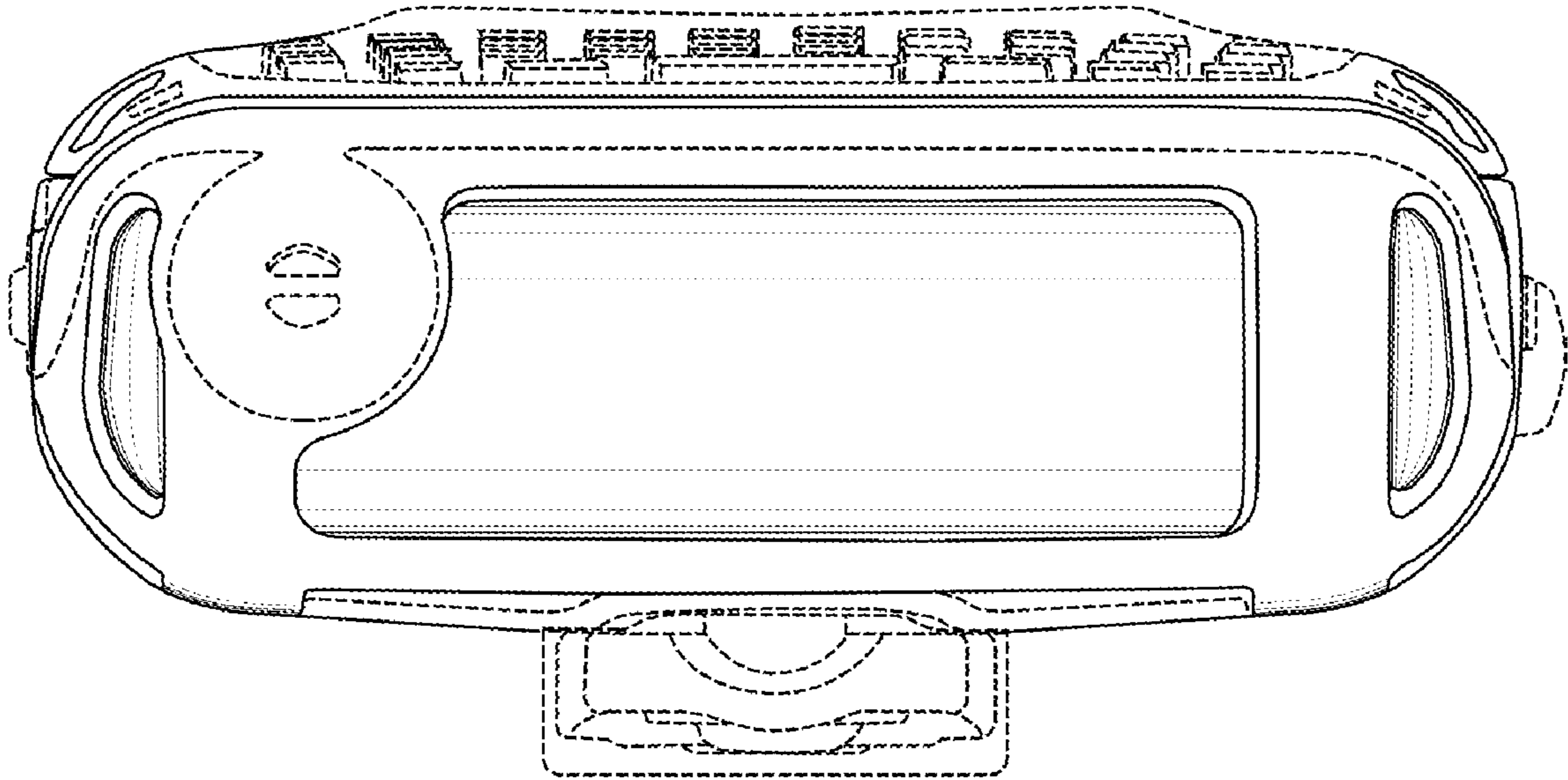


FIG. 7