

US00D598392S

(12) **United States Design Patent**  
**Vigorito et al.**

(10) **Patent No.:** **US D598,392 S**

(45) **Date of Patent:** **\*\* Aug. 18, 2009**

(54) **ELECTRICAL JUNCTION BOX**

(75) Inventors: **Thomas J. Vigorito**, Bridgeport, CT  
(US); **Thomas L. Scanzillo**, Monroe, CT  
(US)

(73) Assignee: **Hubbell Incorporated**, Orange, CT  
(US)

(\*\*) Term: **14 Years**

(21) Appl. No.: **29/304,688**

(22) Filed: **Mar. 6, 2008**

(51) **LOC (9) Cl.** ..... **13-03**

(52) **U.S. Cl.** ..... **D13/152**

(58) **Field of Classification Search** ..... D13/152,  
D13/158, 184; 174/480–481, 53–58, 66;  
220/3.2–3.9; 439/535–536

See application file for complete search history.

(56) **References Cited**

U.S. PATENT DOCUMENTS

2,375,861	A *	6/1945	Peevey	.....	220/3.4
2,989,206	A *	6/1961	McAfee	.....	220/3.7
3,622,029	A *	11/1971	Ware	.....	220/3.7
3,724,706	A	4/1973	Slocum		
D245,905	S	9/1977	Taylor		
4,634,015	A *	1/1987	Taylor	.....	220/3.7
D295,168	S	4/1988	Pisciotta		
D310,824	S	9/1990	Layton		
5,012,043	A *	4/1991	Seymour	.....	174/57

D318,848	S	8/1991	Scholl		
D341,353	S *	11/1993	O	.....	D13/152
5,621,189	A	4/1997	Dodds		
5,959,246	A *	9/1999	Gretz	.....	220/3.2
5,965,846	A *	10/1999	Shotey et al.	.....	174/66
D466,085	S	11/2002	Heggem		
D478,553	S	8/2003	Heggem		
D531,128	S *	10/2006	Elberson	.....	D13/152
D538,751	S *	3/2007	Kiely	.....	D13/152

\* cited by examiner

*Primary Examiner*—Brian N Vinson

(74) *Attorney, Agent, or Firm*—Garrett V. Davis; Mark S. Bicks; Alfred N. Goodman

(57) **CLAIM**

The ornamental design for an electrical junction box, as shown and described.

**DESCRIPTION**

FIG. 1 is a perspective view of an electrical junction box showing our new design;

FIG. 2 is a front elevational view thereof;

FIG. 3 is a rear elevational view thereof;

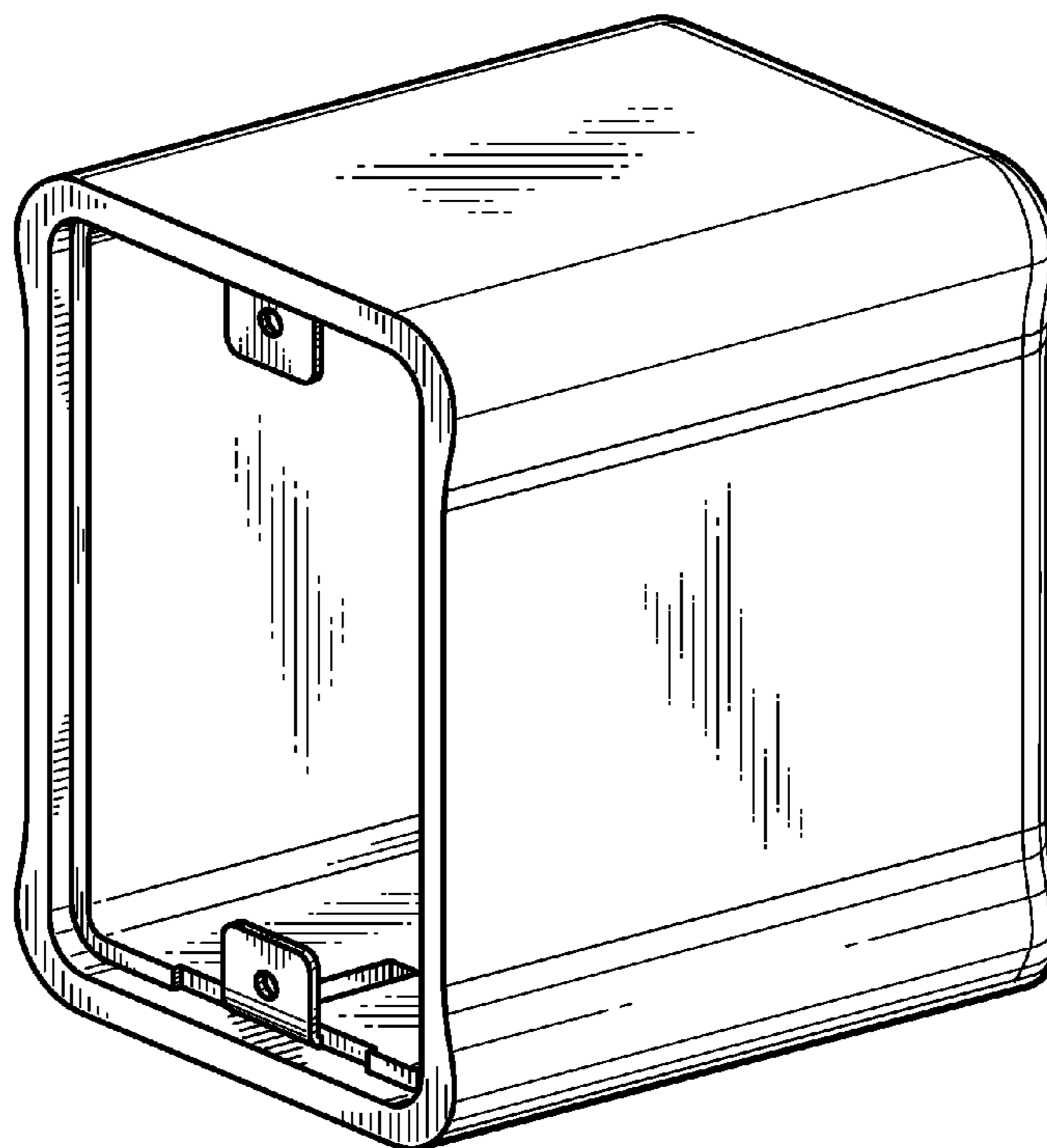
FIG. 4 is a left side elevational view thereof;

FIG. 5 is a right side elevational view thereof;

FIG. 6 is a top plan view thereof; and,

FIG. 7 is a bottom plan view thereof.

**1 Claim, 2 Drawing Sheets**



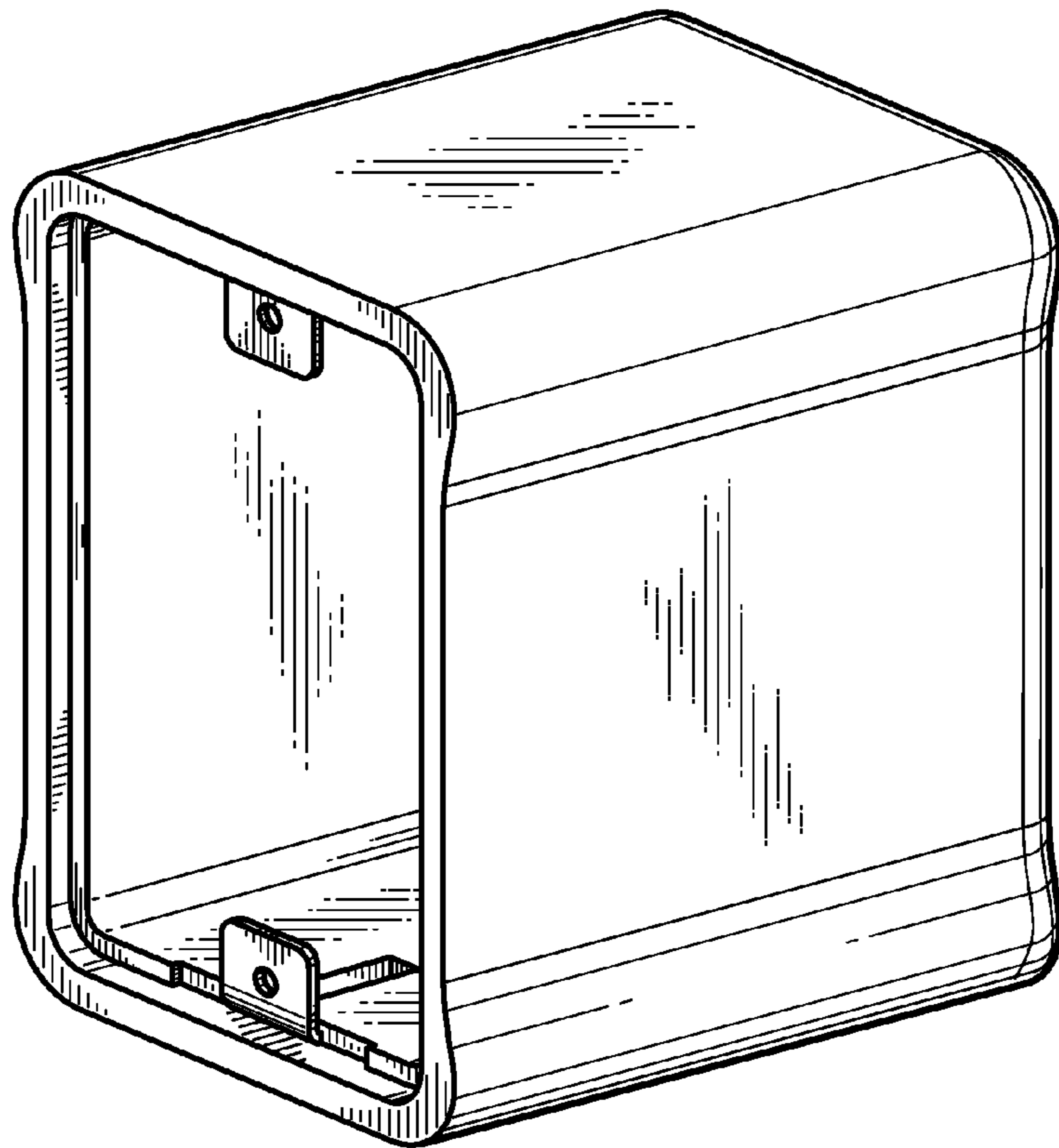


FIG. 1

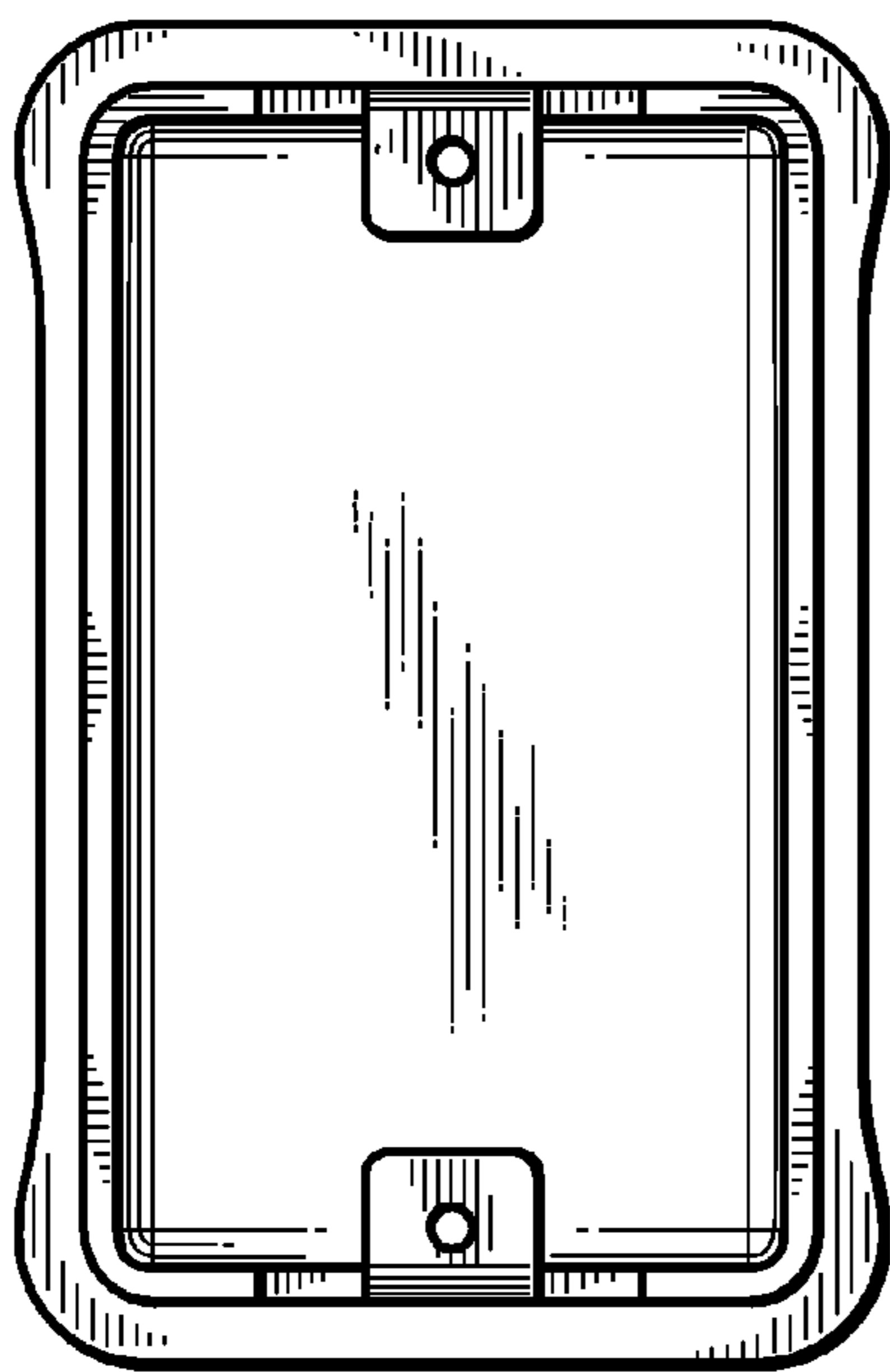


FIG. 2




FIG. 3

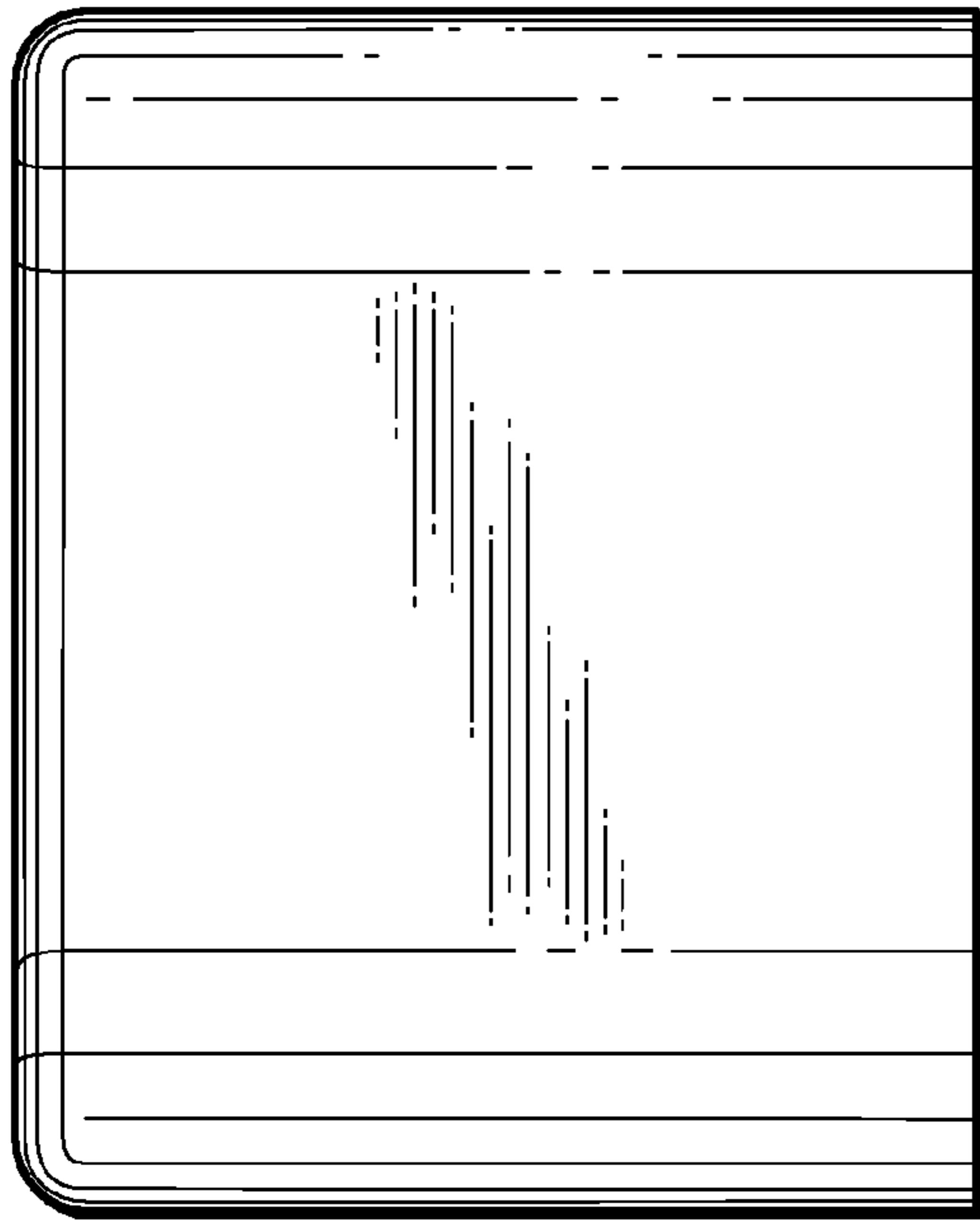


FIG. 4

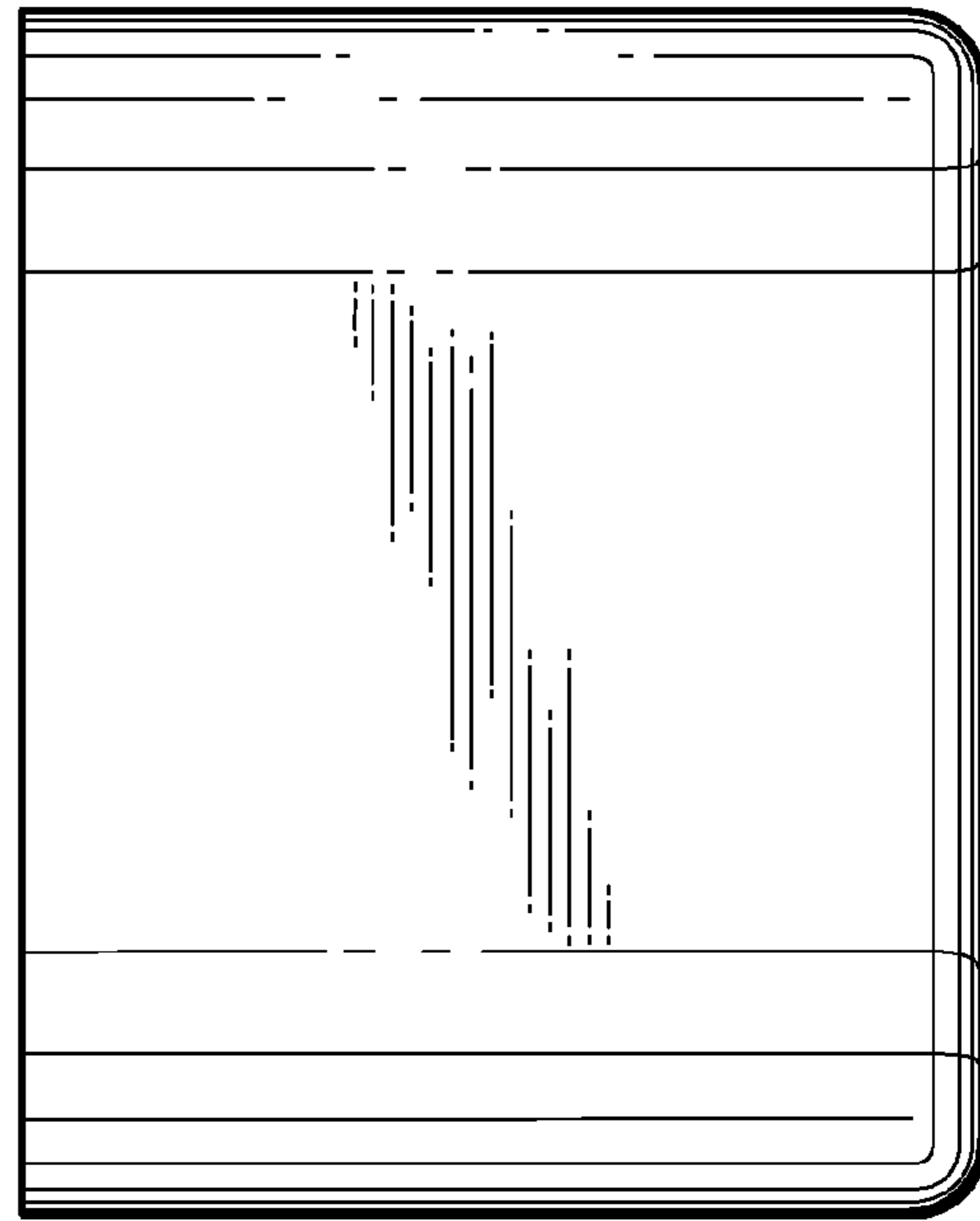


FIG. 5




FIG. 6

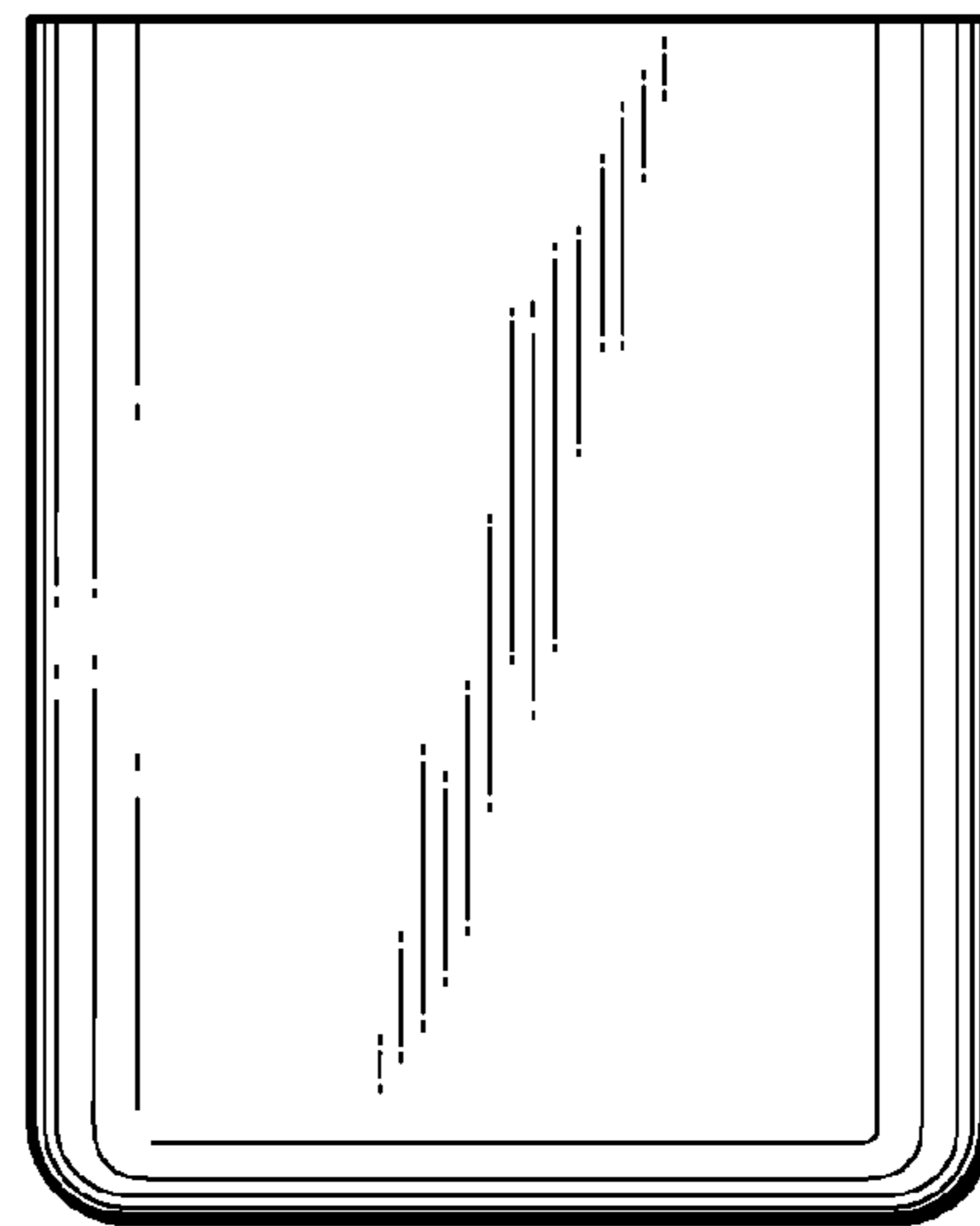


FIG. 7