



US00D598361S

(12) **United States Design Patent**  
**Beaunis et al.**

(10) **Patent No.:** **US D598,361 S**  
(45) **Date of Patent:** **\*\* Aug. 18, 2009**

(54) **PLANE**

(75) Inventors: **Clement Beaunis**, Toulouse (FR);  
**Nick-John Herniman**, Blagnac (FR);  
**Eric Maury**, Toulouse (FR)

(73) Assignee: **Airbus France S.A.S.**, Toulouse (FR)

(\*\*) Term: **14 Years**

(21) Appl. No.: **29/282,443**

(22) Filed: **Jul. 20, 2007**

**Related U.S. Application Data**

(60) Division of application No. 29/210,213, filed on Jul. 29, 2004, now Pat. No. Des. 566,031, which is a continuation of application No. 29/194,572, filed on Nov. 28, 2003, now Pat. No. Des. 495,988.

(30) **Foreign Application Priority Data**

Jun. 20, 2003 (EP) ..... 42908

(51) **LOC (9) Cl.** ..... **12-07**

(52) **U.S. Cl.** ..... **D12/343**

(58) **Field of Classification Search** ..... D12/319-345;  
244/45 A, 45 R, 13, 15, 55, 9, 1, 199  
See application file for complete search history.

(56) **References Cited**

**U.S. PATENT DOCUMENTS**

D397,989 S 9/1998 Al-Sabah  
D426,804 S 6/2000 Birrenbach  
D446,182 S \* 8/2001 Adam et al. .... D12/331  
D451,879 S 12/2001 Fraser  
D453,014 S 1/2002 Fraser  
D484,451 S 12/2003 Fraser

D494,530 S 8/2004 Fraser  
D494,531 S 8/2004 Fraser  
D495,988 S \* 9/2004 Beaunis et al. .... D12/319  
D499,687 S 12/2004 Fraser  
6,926,231 B2 \* 8/2005 Ouellette et al. .... 244/23 B  
D517,467 S 3/2006 Vigneron et al.  
D533,604 S \* 12/2006 Butler et al. .... D21/447  
D541,207 S \* 4/2007 Seidel ..... D12/343  
D569,783 S \* 5/2008 Beaunis et al. .... D12/345

**OTHER PUBLICATIONS**

U.S. Appl. No. 29/282,443, filed Jul. 20, 2007, Beaunis, et al.  
U.S. Appl. No. 29/281,631, filed Jun. 27, 2007, Beaunis, et al.

\* cited by examiner

*Primary Examiner*—Ian Simmons

*Assistant Examiner*—Maurice Stevens

(74) *Attorney, Agent, or Firm*—Oblon, Spivak, McClelland, Maier & Neustadt, P.C.

(57) **CLAIM**

The new, original and ornamental design for a plane, as shown in the drawings and described herein.

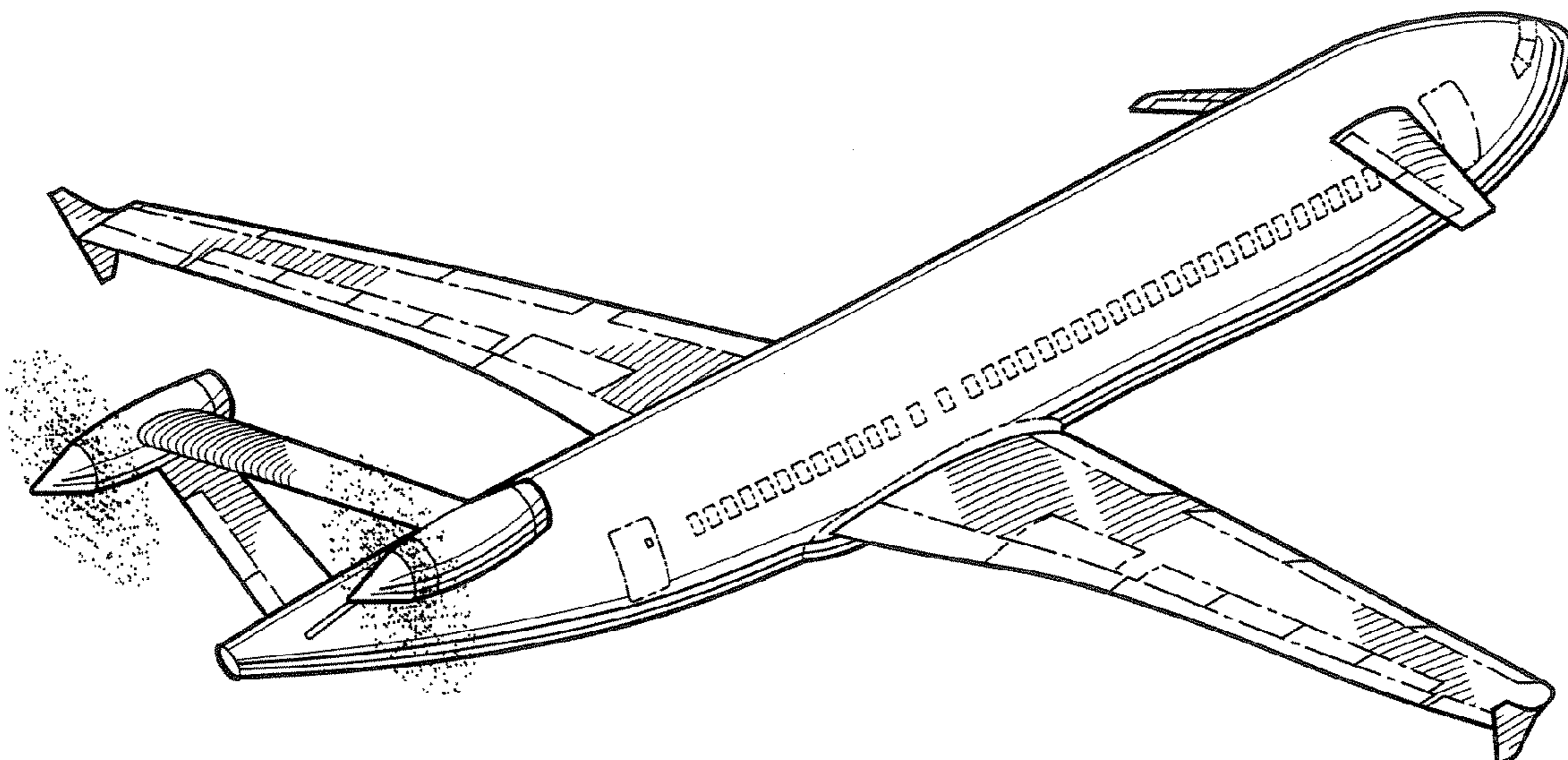
**DESCRIPTION**

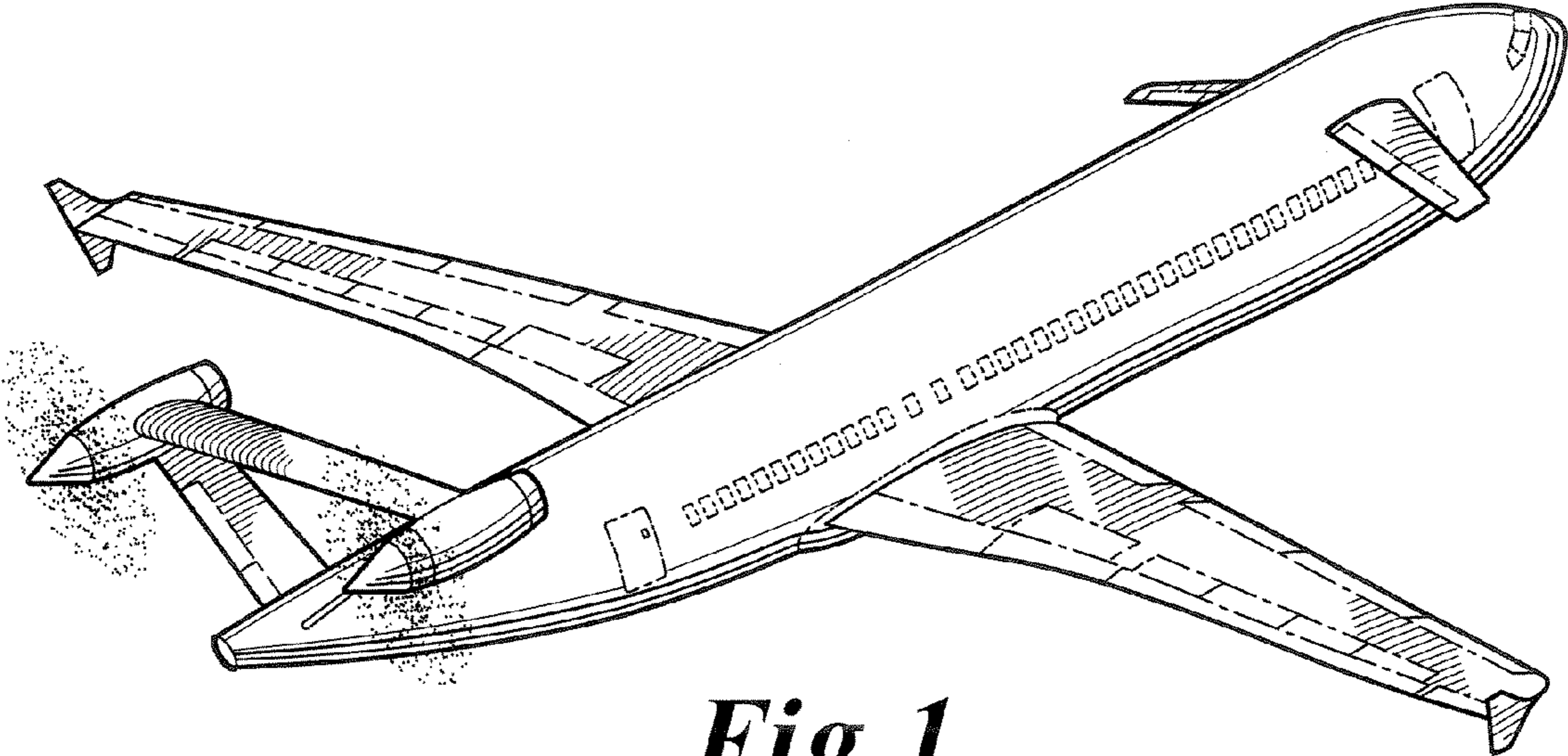
FIG. 1 is a top and left, rear perspective view of a plane, showing the design thereof; and,

FIG. 2 is a top and right, front perspective view thereof.

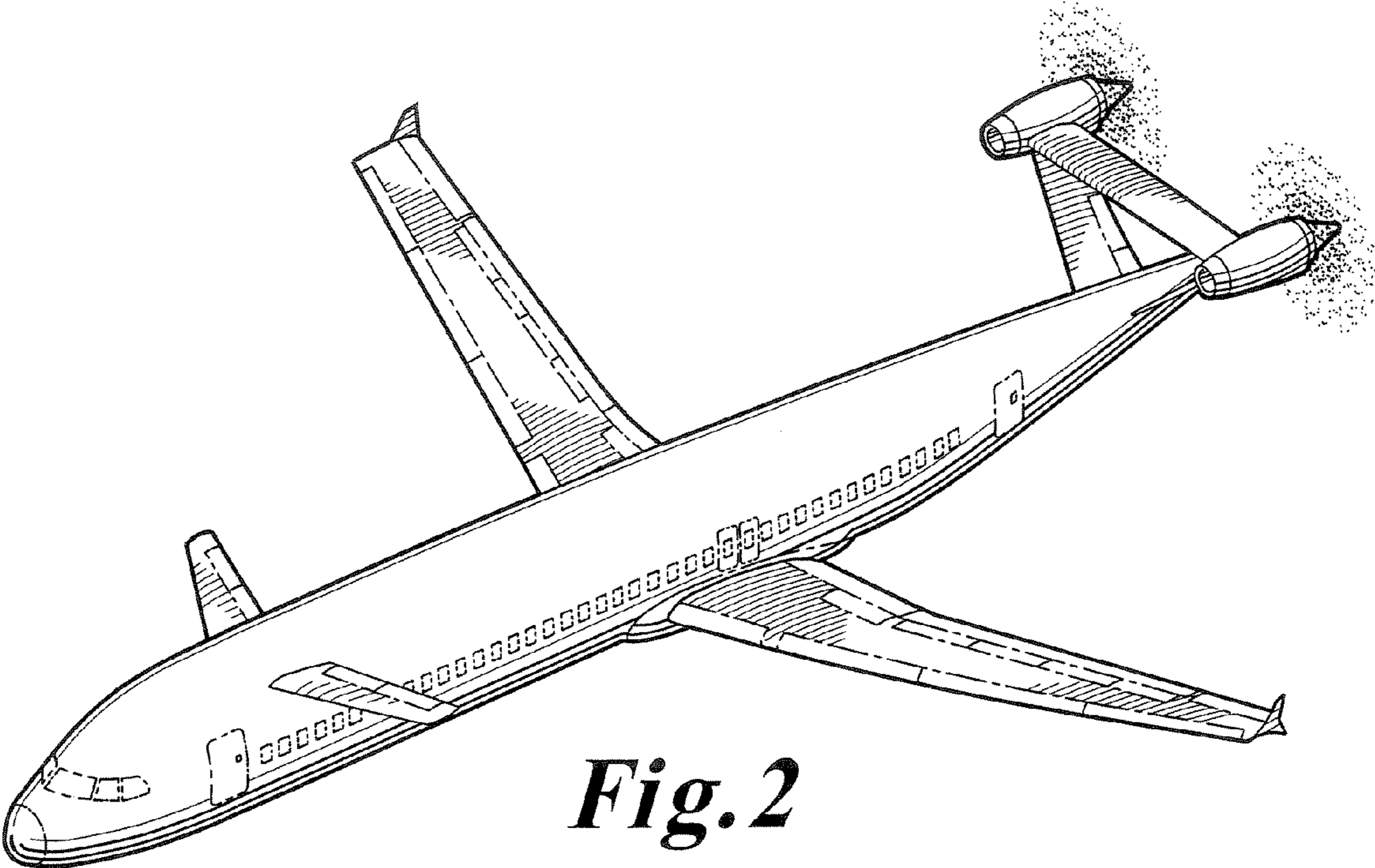
The phantom-line and/or broken-line depictions in FIGS. 1 and 2 are shown for environmental and illustrative purposes only, and form no part of the claimed design of the present invention. Also, the exhaust rings shown in FIGS. 1 and 2 are shown for environmental and illustrative purposes only, and form no part of the claimed design of the present invention.

**1 Claim, 1 Drawing Sheet**





*Fig. 1*



*Fig. 2*