



US00D598350S

(12) **United States Design Patent**
Schlater et al.

(10) **Patent No.:** **US D598,350 S**

(45) **Date of Patent:** **** Aug. 18, 2009**

(54) **TRIM MOLDING FOR A MOTOR VEHICLE WINDOW**

(75) Inventors: **Timothy J. Schlater**, Ludlow Falls, OH (US); **Bradley M. Gross**, Tipp City, OH (US); **Marvin O. Reynolds**, Troy, OH (US)

(73) Assignee: **Creative Extruded Products, Inc.**, Tipp City, OH (US)

(**) Term: **14 Years**

(21) Appl. No.: **29/291,222**

(22) Filed: **Aug. 21, 2007**

(51) **LOC (9) Cl.** **12-16**

(52) **U.S. Cl.** **D12/190**

(58) **Field of Classification Search** D12/190,
D12/181, 400, 90, 91, 92, 114, 199, 196,
D12/197, 86, 171, 172, 173, 169, 163; D11/211,
D11/81, 157, 133, 172; 293/102, 115, 1.07-1.08;
D20/11, 23, 24, 25; 40/760, 591-594; 428/98-99,
428/31

See application file for complete search history.

(56) **References Cited**

U.S. PATENT DOCUMENTS

4,248,933 A * 2/1981 Katoh 428/339
4,250,612 A * 2/1981 Narita 29/527.1
4,926,610 A * 5/1990 Jackson 52/716.5
4,975,306 A * 12/1990 Jackson 428/31
5,137,323 A * 8/1992 Gross et al. 296/93

5,211,711 A * 5/1993 Marco 83/862
5,316,829 A 5/1994 Cordes et al.
5,338,087 A 8/1994 Gross et al.
5,413,397 A * 5/1995 Gold 296/146.15
5,603,546 A 2/1997 Desir, Sr.
5,864,996 A * 2/1999 Veldman et al. 52/204.597
6,382,696 B1 5/2002 Young
6,979,041 B2 12/2005 May et al.
7,188,885 B2 3/2007 Schlater et al.

* cited by examiner

Primary Examiner—Caron Veynar
Assistant Examiner—Katrina A Kile

(74) *Attorney, Agent, or Firm*—Jacox, Meckstroth & Jenkins

(57) **CLAIM**

The ornamental design for a trim molding for a motor vehicle window, as shown and described.

DESCRIPTION

FIG. 1 is a front perspective view of a trim molding for a motor vehicle window, showing our new design;

FIG. 2 is a right end view thereof;

FIG. 3 is a front perspective view of a second embodiment of a trim molding for a motor vehicle window; and,

FIG. 4 is a right end view thereof.

The middle portion of the trim molding is broken away in FIGS. 1 and 3 to indicate no particular length. The broken lines in FIGS. 2 and 4 show a window edge and form no part of the claimed design.

1 Claim, 2 Drawing Sheets

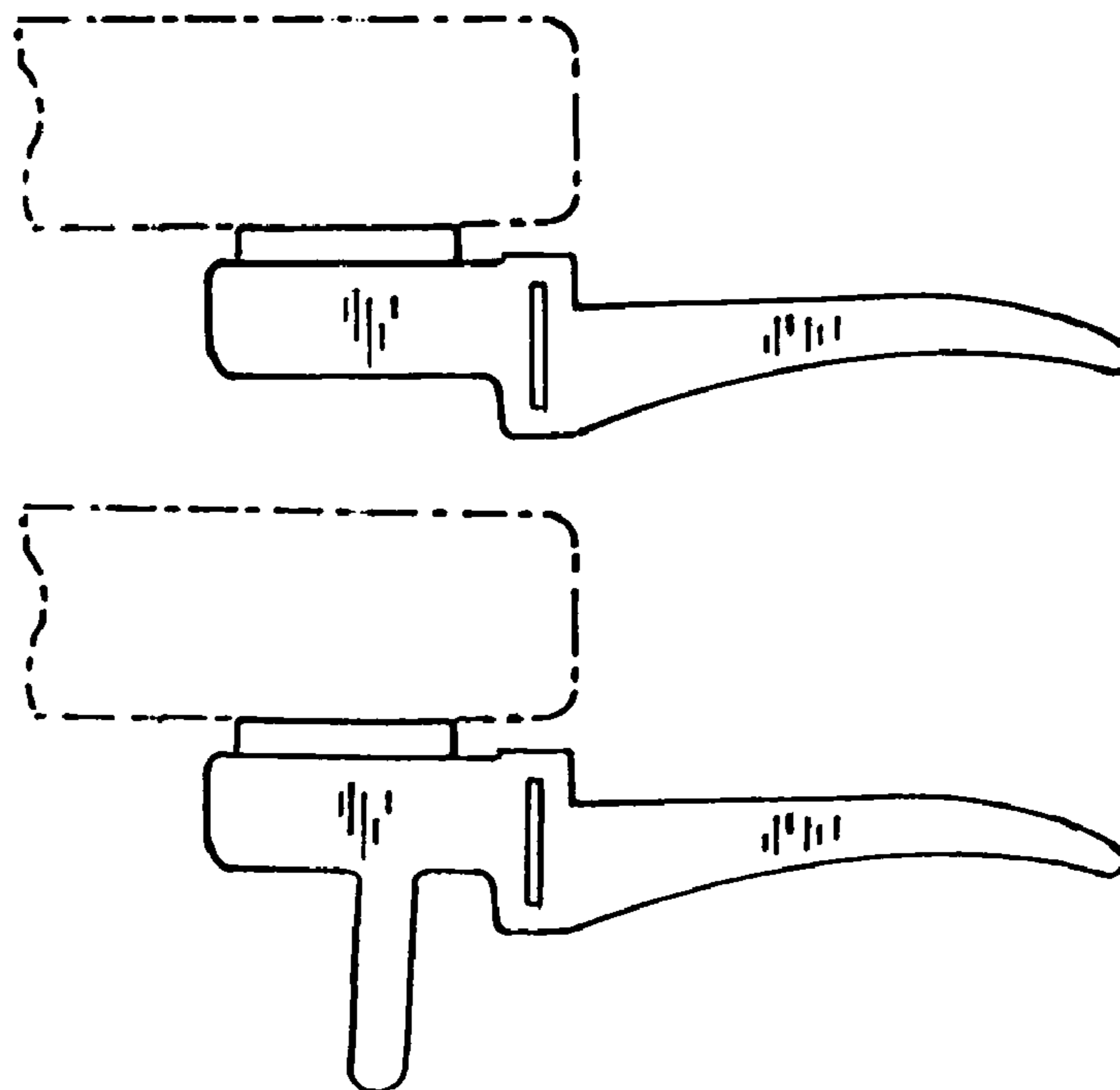


FIG-1

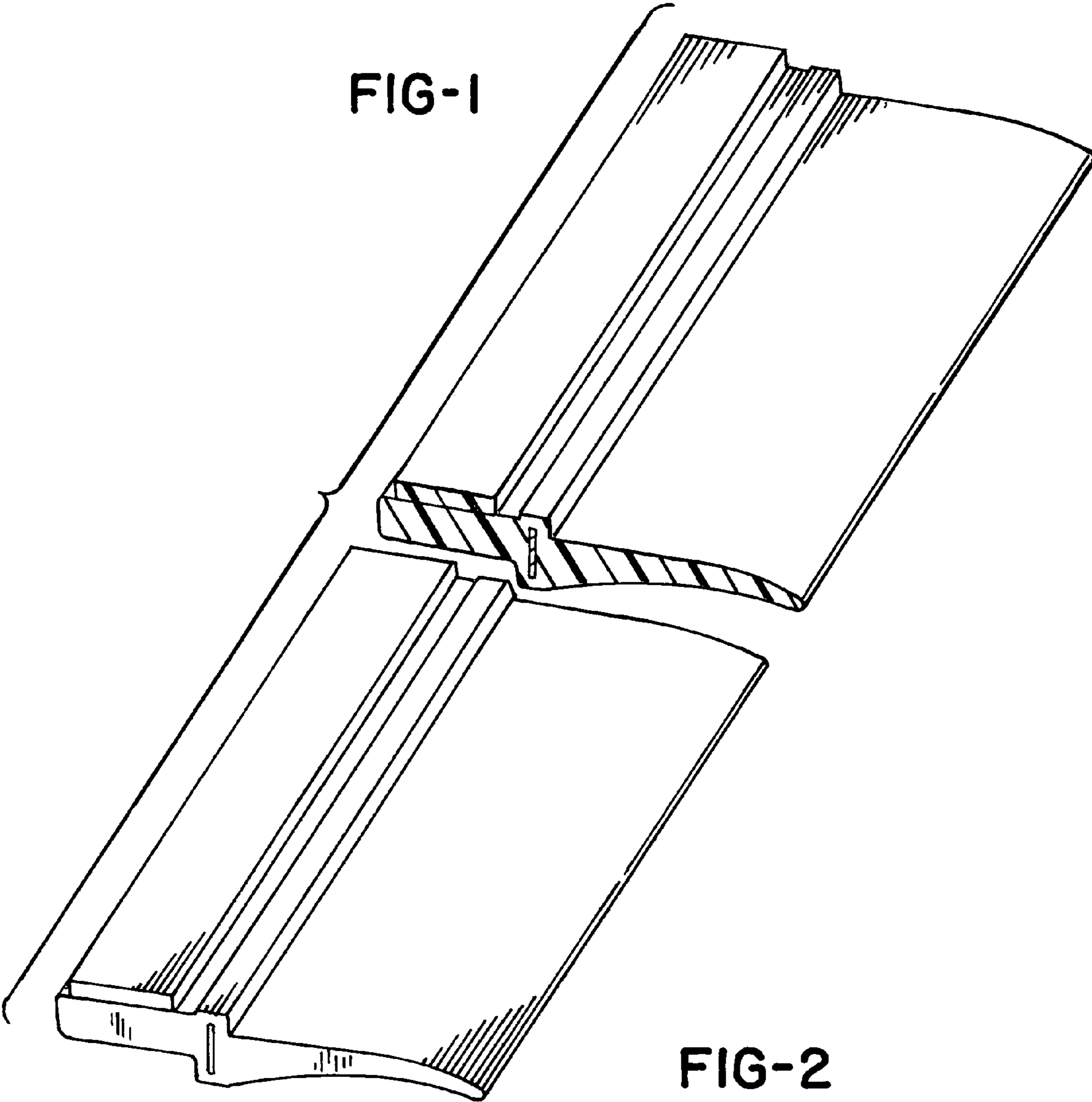


FIG-2

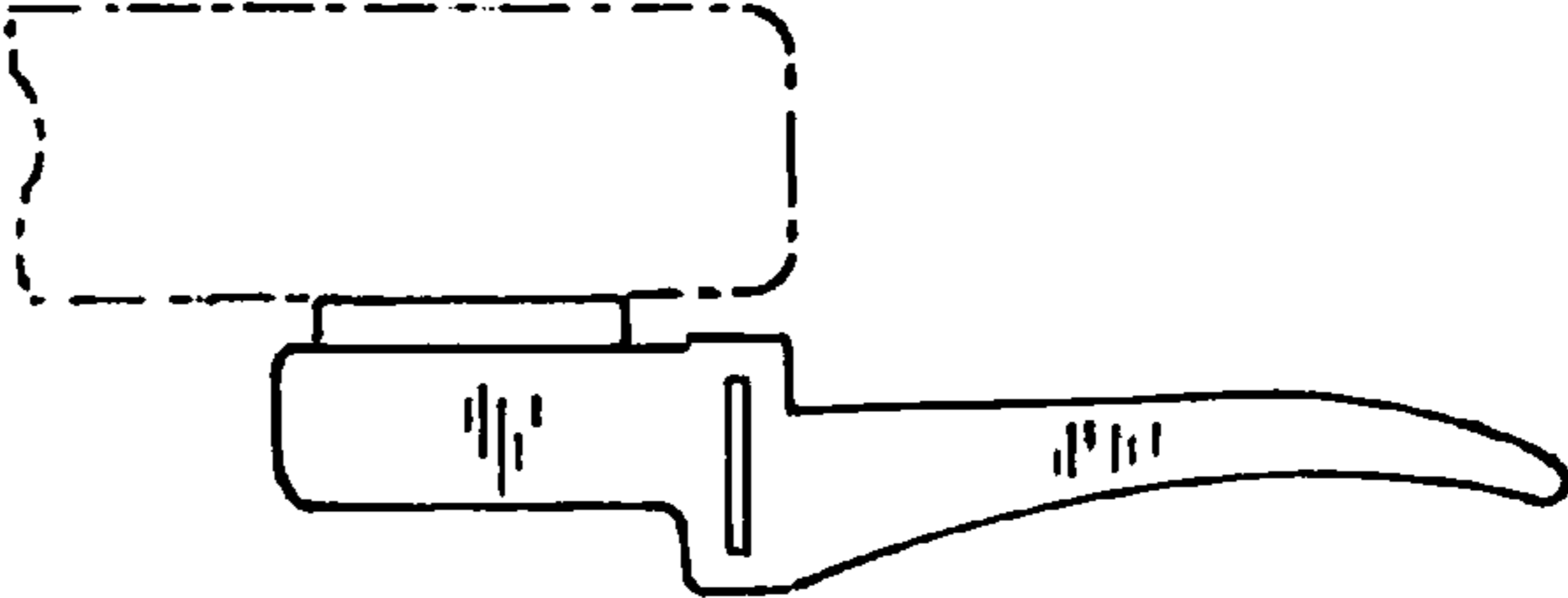


FIG-3

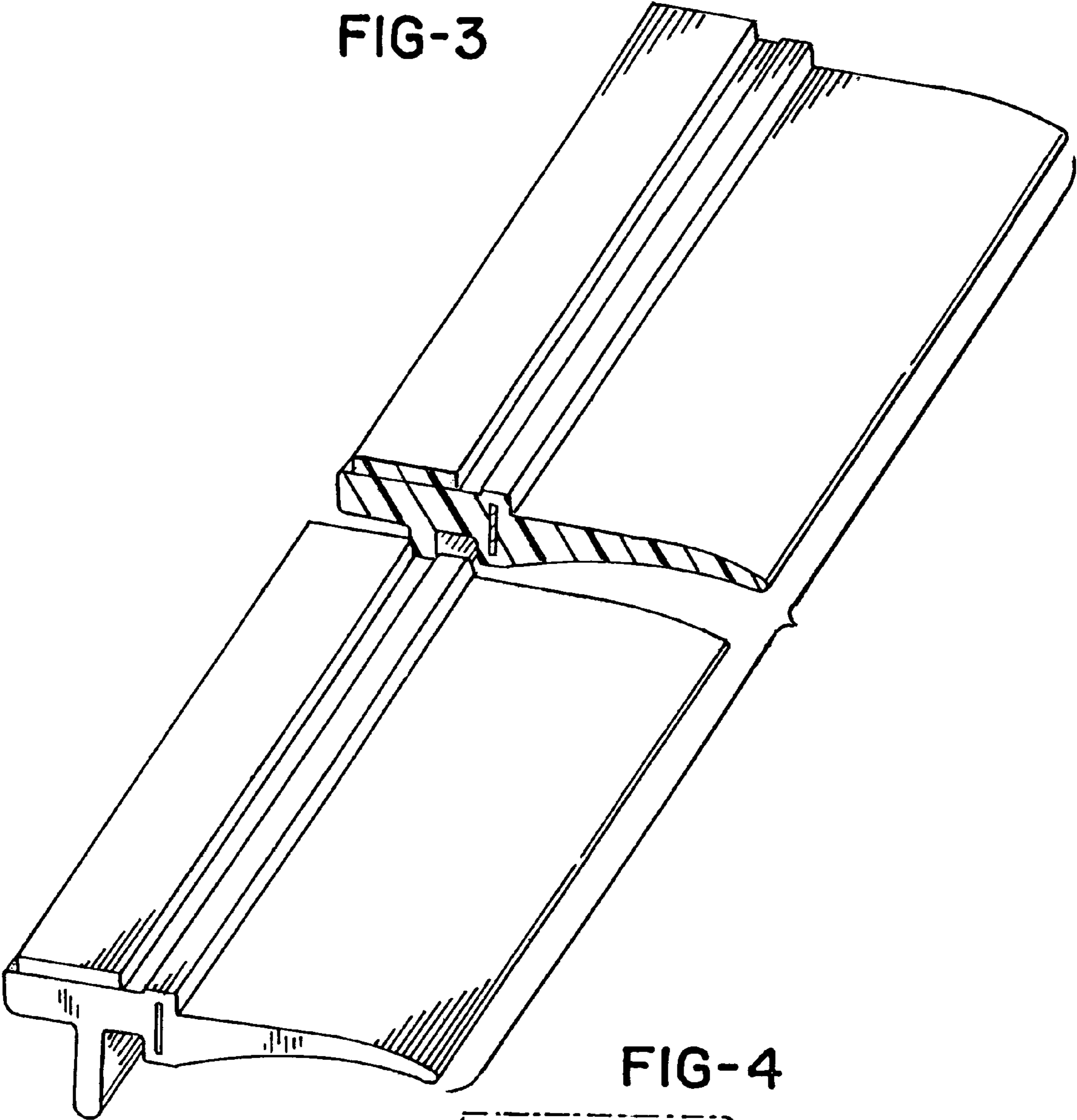


FIG-4

