



US00D598344S

(12) **United States Design Patent**
Liu et al.

(10) **Patent No.:** **US D598,344 S**

(45) **Date of Patent:** **** Aug. 18, 2009**

(54) **BRAKE FRICTION PAD**

(75) Inventors: **Weiming Liu**, Windsor (CA); **Rodney J. Silvey**, Cookeville, TN (US); **Jason Heath Mahan**, Lafayette, TN (US)

(73) Assignee: **Federal-Mogul Worldwide, Inc.**, Southfield, MI (US)

(**) Term: **14 Years**

(21) Appl. No.: **29/332,367**

(22) Filed: **Feb. 13, 2009**

Related U.S. Application Data

(62) Division of application No. 29/282,913, filed on Aug. 1, 2007, now Pat. No. Des. 588,969.

(51) **LOC (9) Cl.** **12-16**

(52) **U.S. Cl.** **D12/180**

(58) **Field of Classification Search** D12/180, D12/174, 400; D15/138-140; 72/339; 188/73.31-73.39, 188/73.43, 73.45, 218 XL, 73.1, 250 B, 250 E, 188/250 R, 251 R; 192/107 M, 107 R; 428/443; 488/1.11 W, 1.11 R
See application file for complete search history.

(56) **References Cited**

U.S. PATENT DOCUMENTS

1,506,578 A * 8/1924 Grandahl 72/477
1,950,262 A * 3/1934 Norton 428/443
4,056,174 A * 11/1977 Wienand et al. 188/73.36
D255,675 S * 7/1980 Weiser et al. D12/180
D260,015 S * 7/1981 Sheill D12/180
4,290,508 A * 9/1981 Baum 188/73.38
4,428,463 A * 1/1984 Burgdorf et al. 188/73.38
D277,093 S * 1/1985 Caplygin D12/180
D277,175 S * 1/1985 Caplygin D12/180

4,527,669 A * 7/1985 Meyer et al. 188/73.38
4,823,920 A * 4/1989 Evans 188/73.34
5,799,754 A * 9/1998 Kazuro et al. 188/1.11 W
5,875,873 A * 3/1999 Kay et al. 188/73.38
6,142,263 A * 11/2000 Lotfipour 188/73.37
D507,217 S * 7/2005 Goldenberg et al. D12/180
7,111,709 B2 * 9/2006 Baba 188/73.37
7,222,701 B2 * 5/2007 Pham 188/250 G
D588,968 S * 3/2009 Liu et al. D12/180
D588,969 S * 3/2009 Liu et al. D12/180
D588,970 S * 3/2009 Liu et al. D12/180
D588,971 S * 3/2009 Liu et al. D12/180
D588,972 S * 3/2009 Liu et al. D12/180
D588,973 S * 3/2009 Liu et al. D12/180
D588,974 S * 3/2009 Liu et al. D12/180
2004/0154885 A1 * 8/2004 Gotti et al. 188/250 B
2008/0011562 A1 * 1/2008 Hilbrandt 188/250 B

* cited by examiner

Primary Examiner—Robert M Spear

Assistant Examiner—Cynthia Underwood

(74) *Attorney, Agent, or Firm*—Robert L. Stearns; Dickinson Wright PLLC

(57) **CLAIM**

The ornamental design for a brake friction pad, as shown and described.

DESCRIPTION

FIG. 1 is a perspective view of a brake friction pad;

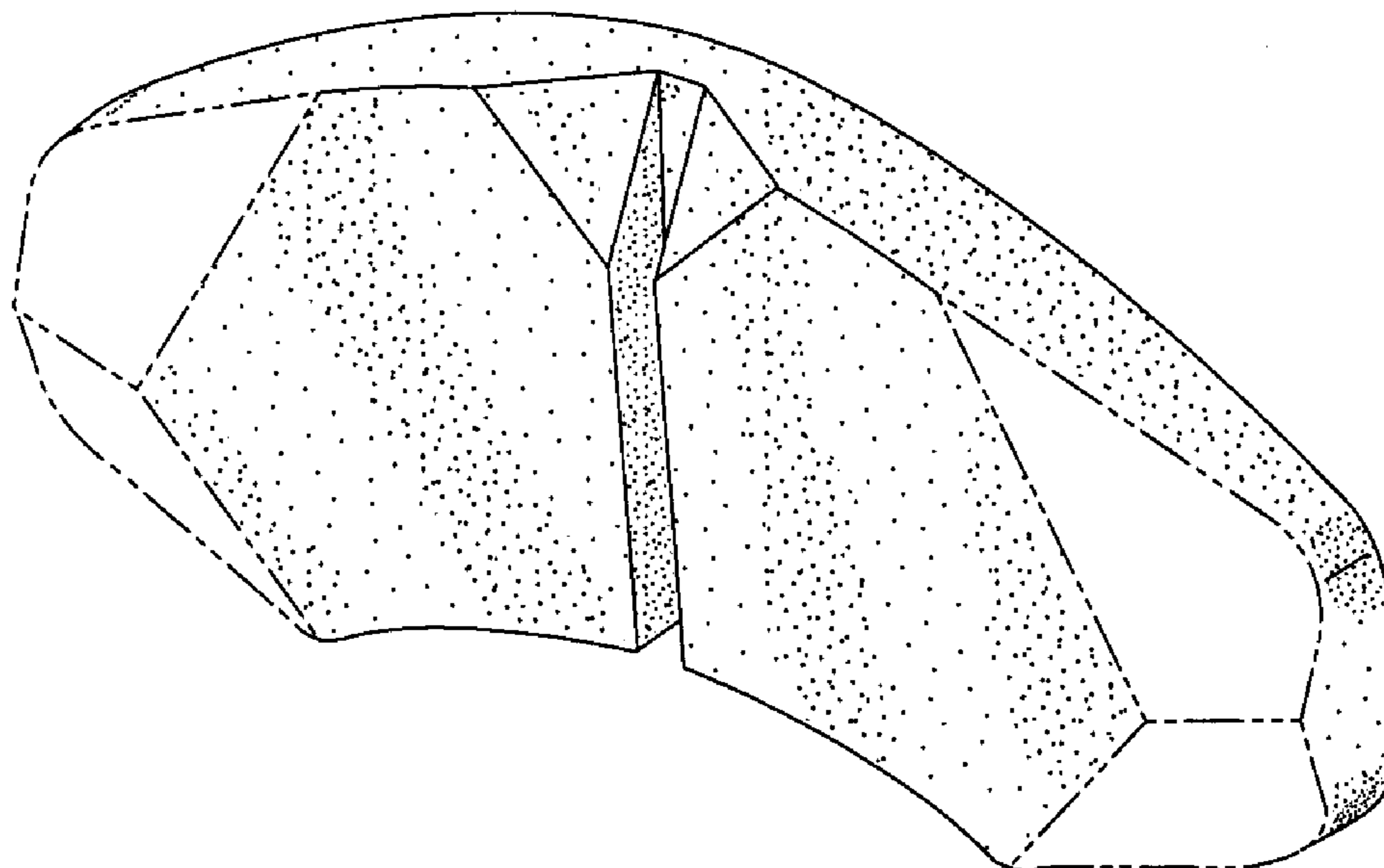
FIG. 2 is a front view thereof;

FIG. 3 is a top view thereof;

FIG. 4 is a bottom view thereof; and,

FIG. 5 is a right side elevational view thereof, the left side elevational view being a mirror image of the right side elevational view.

1 Claim, 2 Drawing Sheets



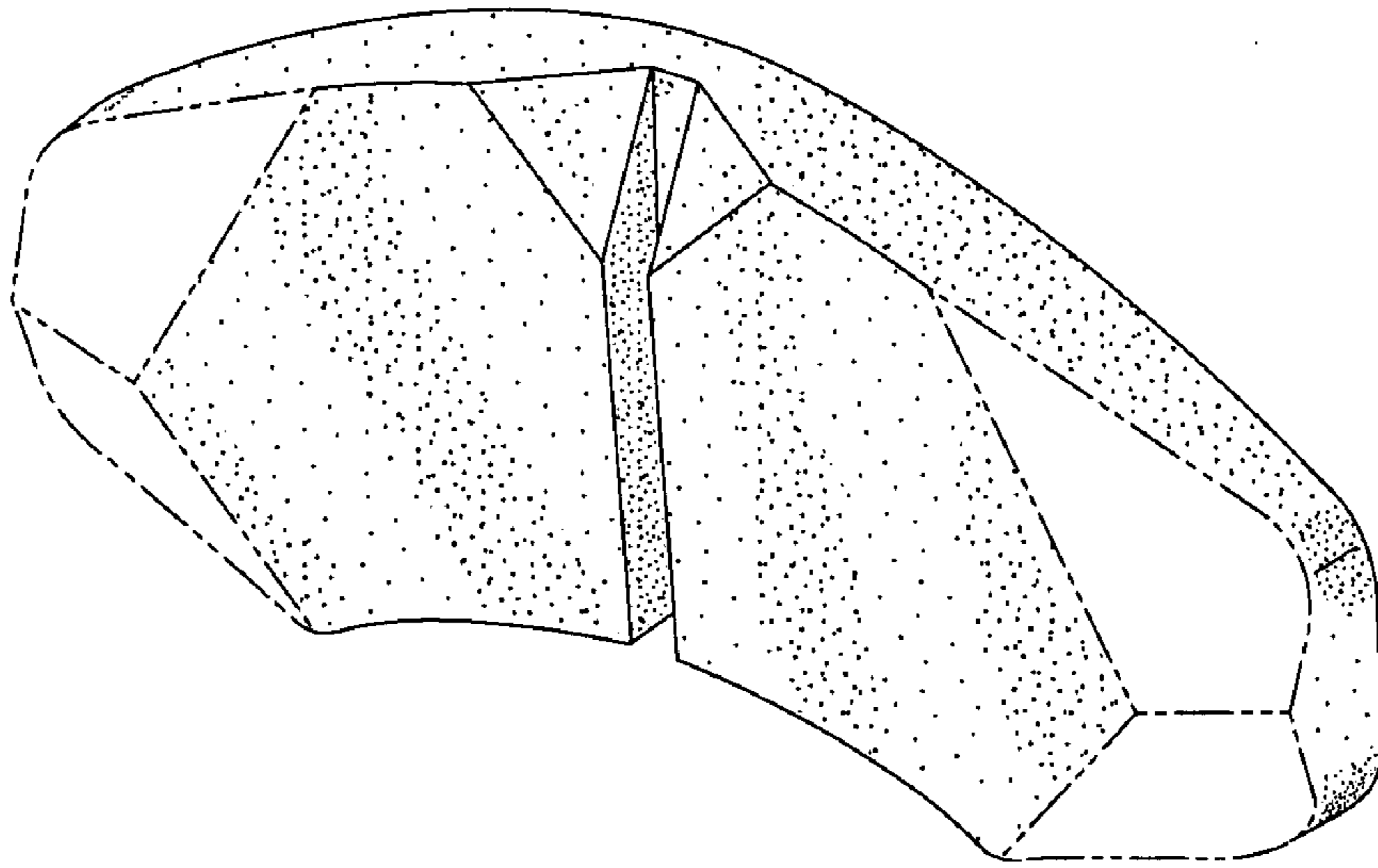


Fig. 1

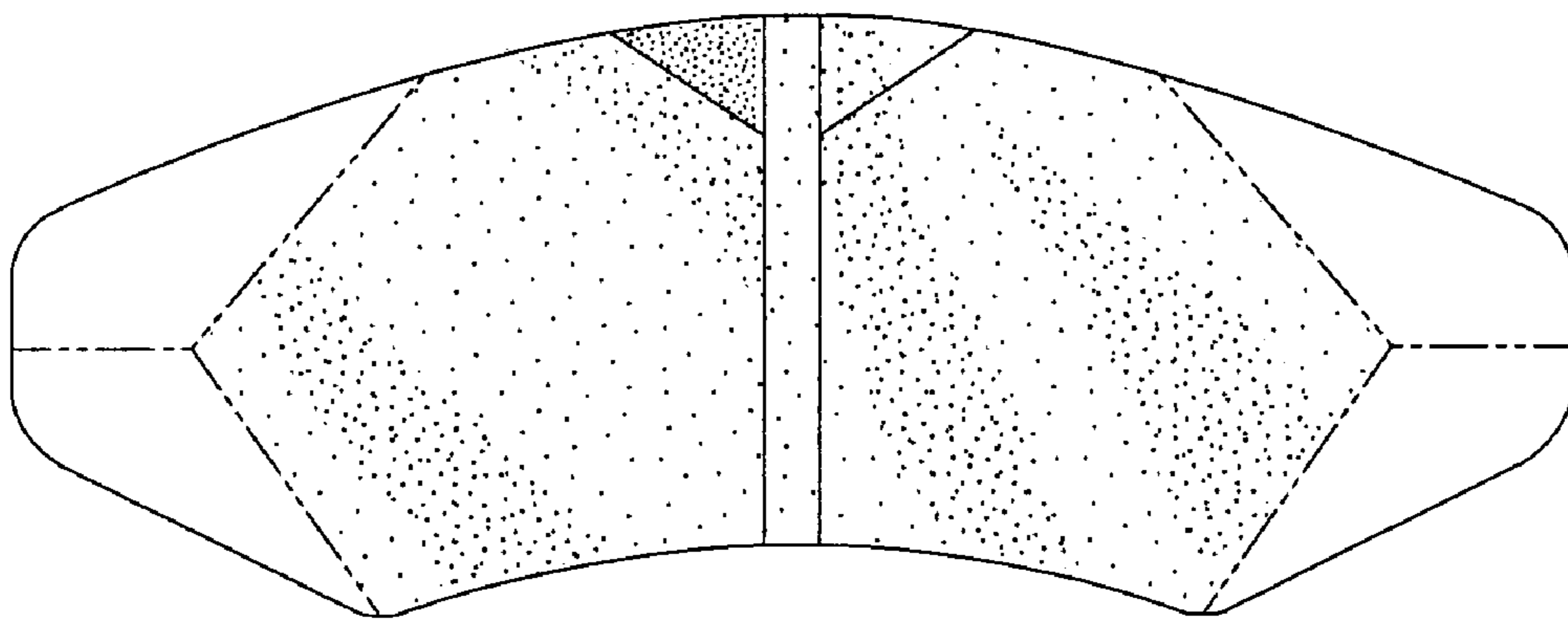


Fig. 2

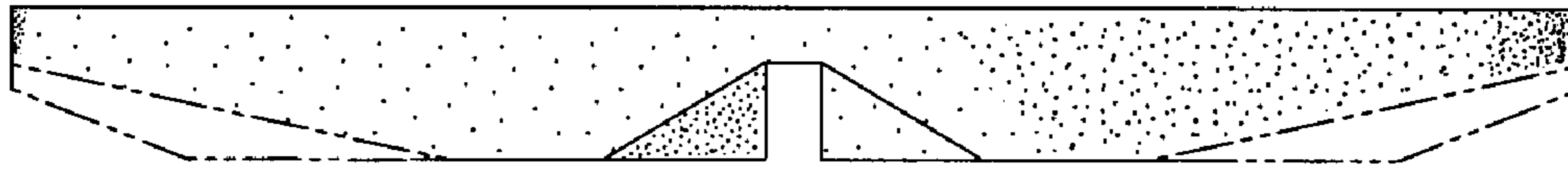


Fig. 3

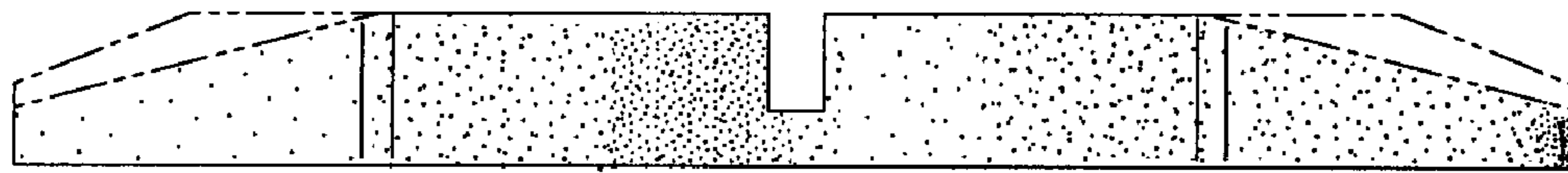


Fig. 4

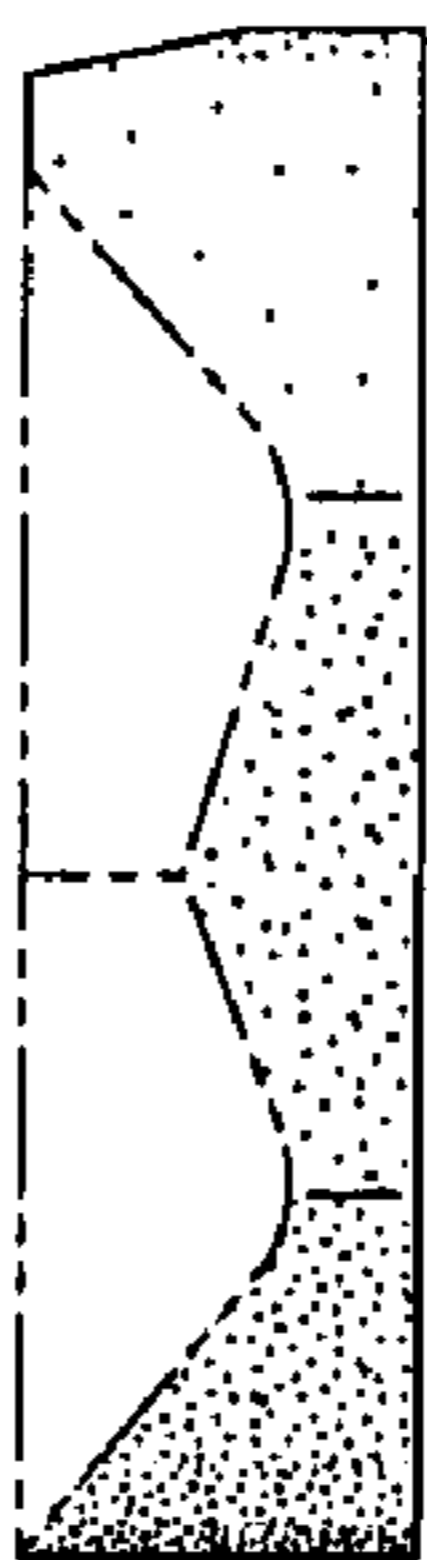


Fig. 5