



US00D598342S

(12) **United States Design Patent**
Liu et al.

(10) **Patent No.:** **US D598,342 S**
(45) **Date of Patent:** **** Aug. 18, 2009**

(54) **BRAKE FRICTION PAD**

(75) Inventors: **Weiming Liu**, Windsor (CA); **Rodney J. Silvey**, Cookeville, TN (US); **Jason Heath Mahan**, Lafayette, TN (US)

(73) Assignee: **Federal-Mogul World Wide, Inc.**, Southfield, MI (US)

(**) Term: **14 Years**

(21) Appl. No.: **29/332,354**

(22) Filed: **Feb. 13, 2009**

Related U.S. Application Data

(62) Division of application No. 29/282,921, filed on Aug. 1, 2007, now Pat. No. Des. 588,972.

(51) **LOC (9) Cl.** **12-16**

(52) **U.S. Cl.** **D12/180**

(58) **Field of Classification Search** D12/180, D12/174, 400; D15/138-140; 72/339; 188/73.31-73.39, 188/73.43, 73.45, 218 XL, 73.1, 250 B, 250 E, 188/250 R, 251 R; 192/107 M, 107 R; 428/443; 488/1.11 W, 1.11 R

See application file for complete search history.

(56) **References Cited**

U.S. PATENT DOCUMENTS

1,506,578 A * 8/1924 Grandahl 72/477

(Continued)

Primary Examiner—Robert M Spear

Assistant Examiner—Cynthia Underwood

(74) *Attorney, Agent, or Firm*—Robert L. Stearns; Dickinson Wright, PLLC

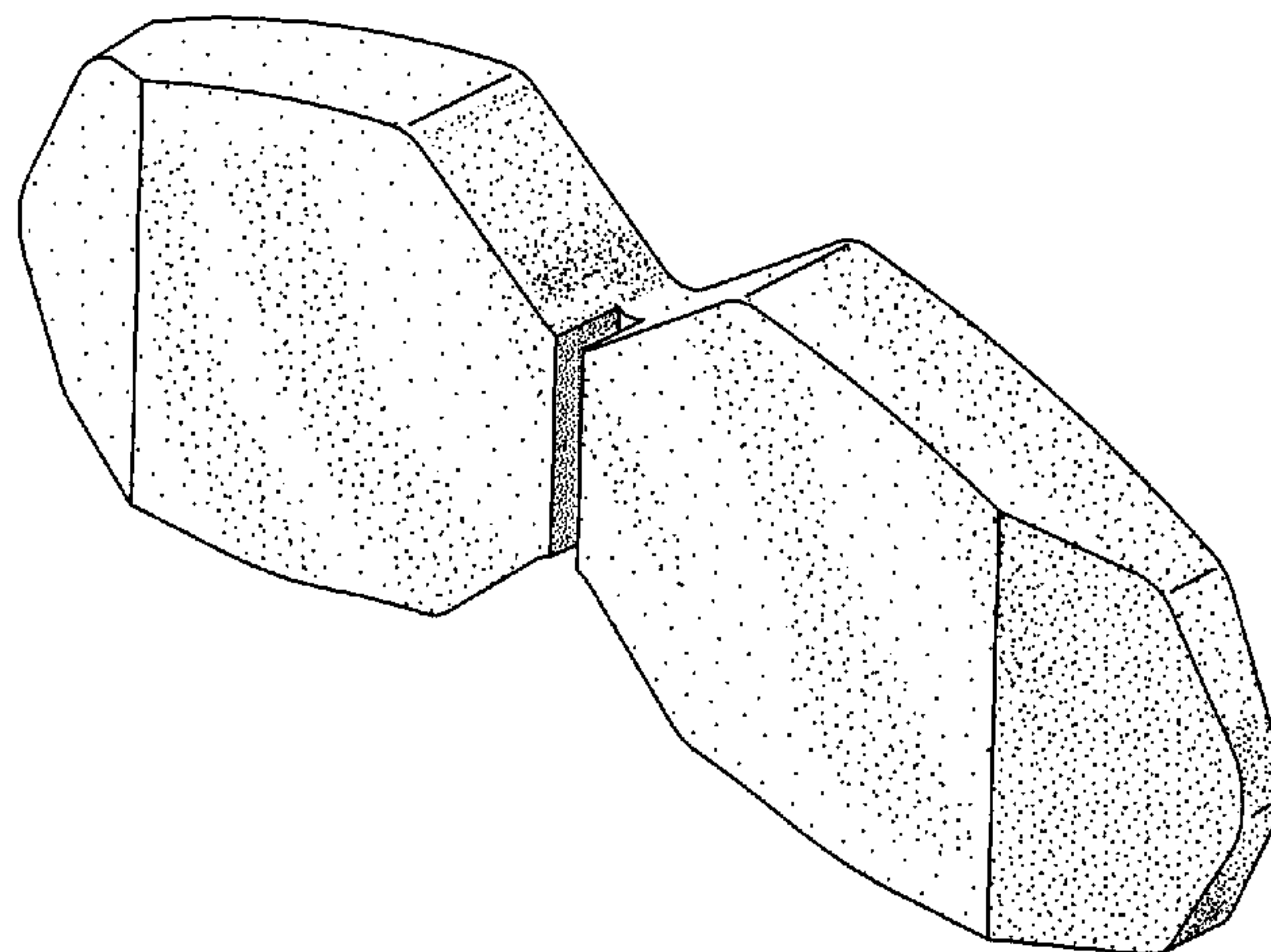
(57) **CLAIM**

The ornamental design for an brake friction pad, as shown and described.

DESCRIPTION

FIG. 1 is a perspective view of an brake friction pad;
FIG. 2 is a front view thereof;
FIG. 3 is a top view thereof;
FIG. 4 is a bottom view thereof;
FIG. 5 is a right side elevational view thereof; the left side elevational view being a mirror image of the right side elevational view;
FIG. 6 is a perspective view of an brake friction pad;
FIG. 7 is a front view thereof;
FIG. 8 is a top view thereof;
FIG. 9 is a bottom view thereof;
FIG. 10 is a right side elevational view thereof, the left side elevational view being a mirror image of the right side elevational view;
FIG. 11 is a perspective view of an brake friction pad;
FIG. 12 is a front view thereof;
FIG. 13 is a top view thereof;
FIG. 14 is a bottom view thereof;
FIG. 15 is a right side elevational view thereof; the left side elevational view being a mirror image of the right side elevational view;
FIG. 16 is a perspective view of an brake friction pad;
FIG. 17 is a front view thereof;
FIG. 18 is a top view thereof;
FIG. 19 is a bottom view thereof;
FIG. 20 is a right side elevational view thereof, the left side elevational view being a mirror image of the right side elevational view;
FIG. 21 is a perspective view of an exterior surface configuration of a brake friction pad;
FIG. 22 is a front view thereof;
FIG. 23 is a top view thereof;
FIG. 24 is a bottom view thereof; and,
FIG. 25 is a right side elevational view thereof the left side elevational view being a mirror image of the right side elevational view.

1 Claim, 10 Drawing Sheets



US D598,342 S

Page 2

U.S. PATENT DOCUMENTS

| | | | | | | | | | | | |
|-----------|-----|---------|-----------------|-------|------------|--------------|------|--------|-------------------|-------|-----------|
| 1,950,262 | A * | 3/1934 | Norton | | 428/443 | D507,217 | S * | 7/2005 | Goldenberg et al. | | D12/180 |
| 4,056,174 | A * | 11/1977 | Wienand et al. | | 188/73.36 | 7,111,709 | B2 * | 9/2006 | Baba | | 188/73.37 |
| D255,675 | S * | 7/1980 | Weiser et al. | | D12/180 | 7,222,701 | B2 * | 5/2007 | Pham | | 188/250 G |
| D260,015 | S * | 7/1981 | Sheill | | D12/180 | D588,968 | S * | 3/2009 | Liu et al. | | D12/180 |
| 4,290,508 | A * | 9/1981 | Baum | | 188/73.38 | D588,969 | S * | 3/2009 | Liu et al. | | D12/180 |
| 4,428,463 | A * | 1/1984 | Burgdorf et al. | | 188/73.38 | D588,970 | S * | 3/2009 | Liu et al. | | D12/180 |
| D277,093 | S * | 1/1985 | Caplygin | | D12/180 | D588,971 | S * | 3/2009 | Liu et al. | | D12/180 |
| D277,175 | S * | 1/1985 | Caplygin | | D12/180 | D588,972 | S * | 3/2009 | Liu et al. | | D12/180 |
| 4,527,669 | A * | 7/1985 | Meyer et al. | | 188/73.38 | D588,973 | S * | 3/2009 | Liu et al. | | D12/180 |
| 4,823,920 | A * | 4/1989 | Evans | | 188/73.34 | D588,974 | S * | 3/2009 | Liu et al. | | D12/180 |
| 5,799,754 | A * | 9/1998 | Kazuro et al. | | 188/1.11 W | 2004/0154885 | A1 * | 8/2004 | Gotti et al. | | 188/250 B |
| 5,875,873 | A * | 3/1999 | Kay et al. | | 188/73.38 | 2008/0011562 | A1 * | 1/2008 | Hilbrandt | | 188/250 B |
| 6,142,263 | A * | 11/2000 | Lotfipour | | 188/73.37 | | | | | | |

* cited by examiner

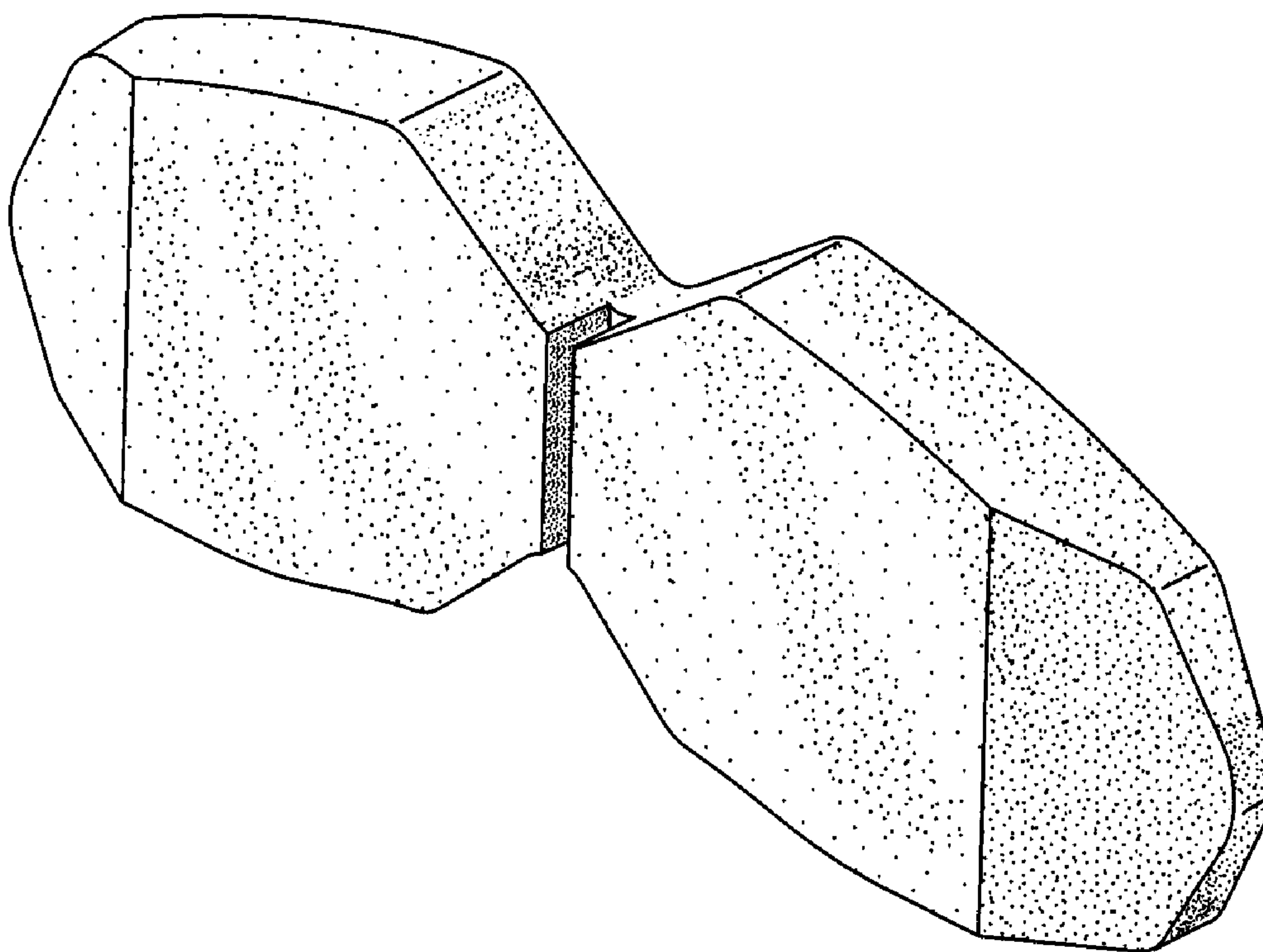


Fig. 1

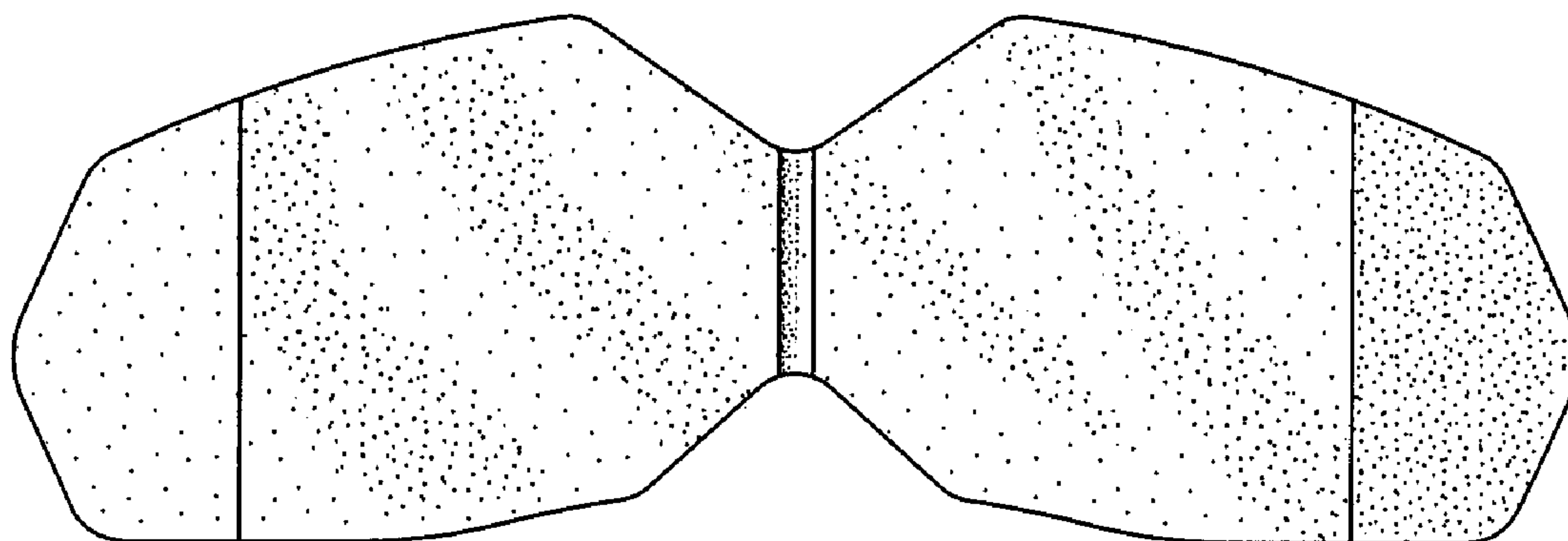


Fig. 2




Fig. 3



Fig. 4



Fig. 5

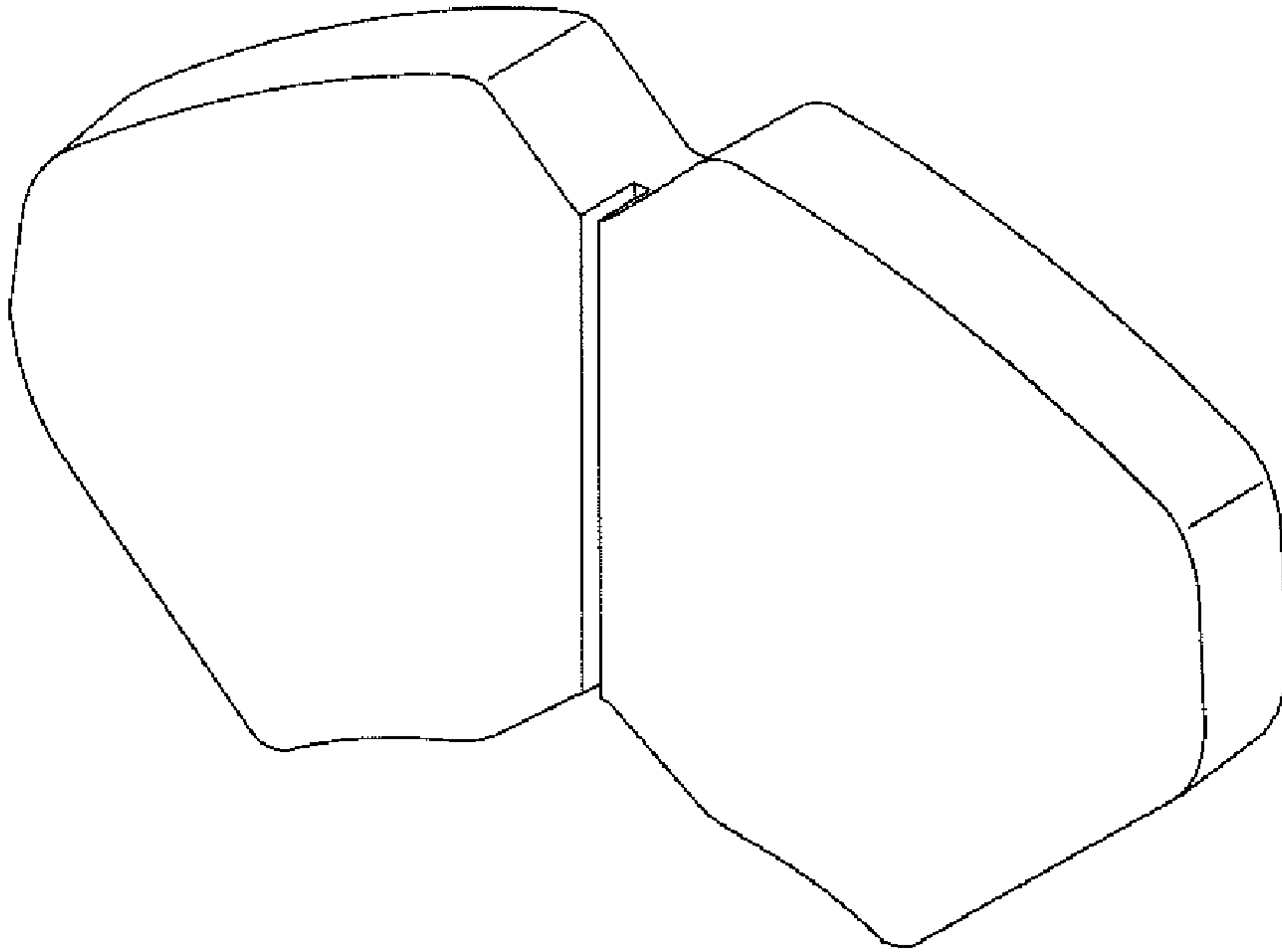


Fig. 6

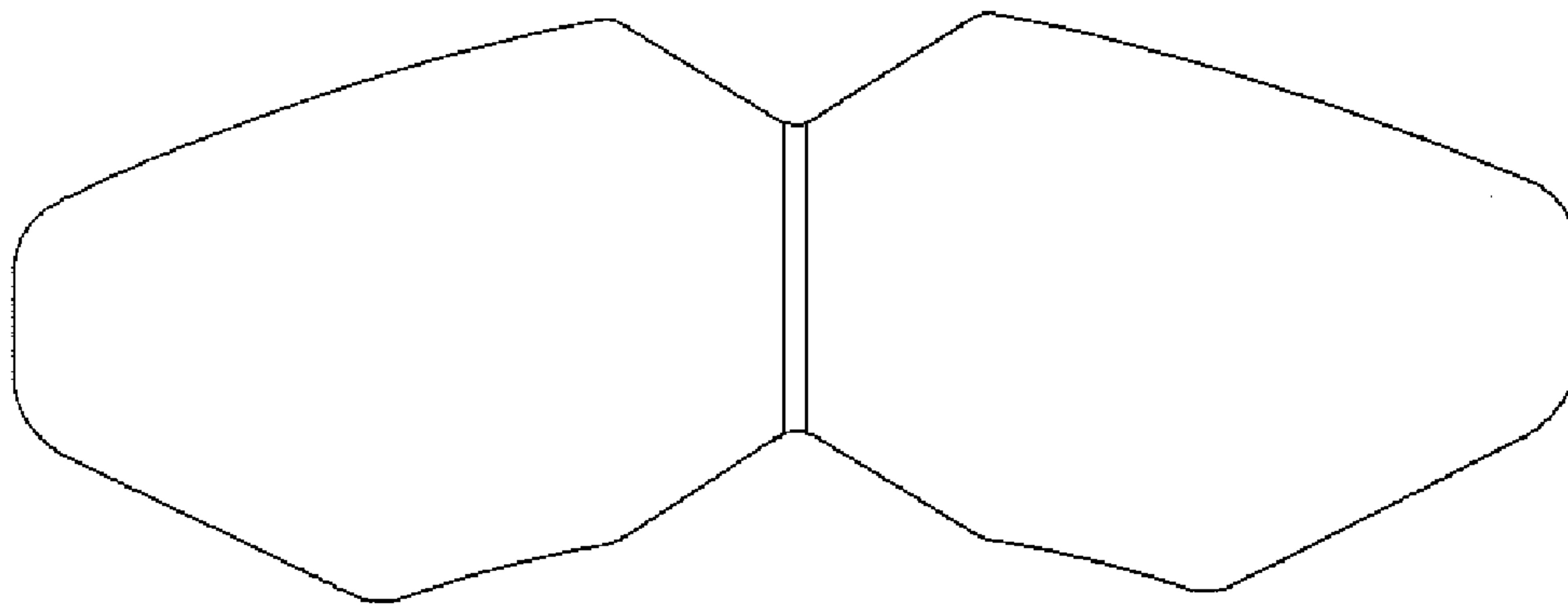


Fig. 7

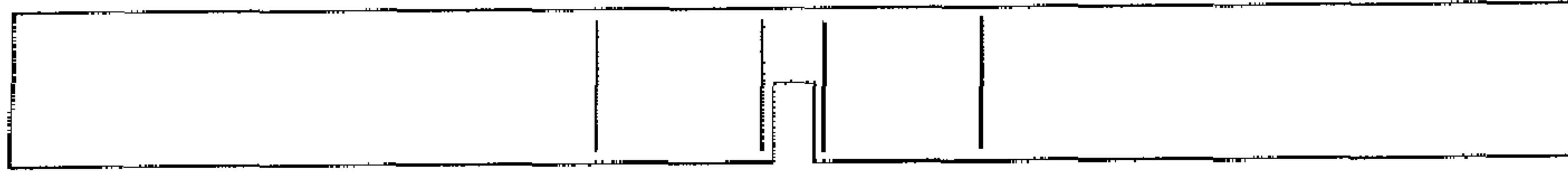


Fig. 8

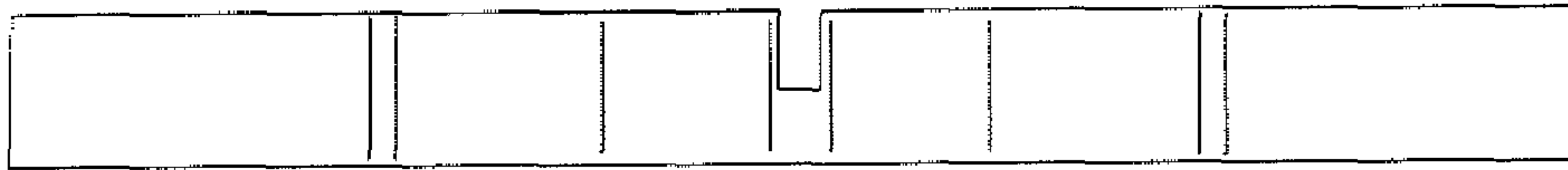


Fig. 9

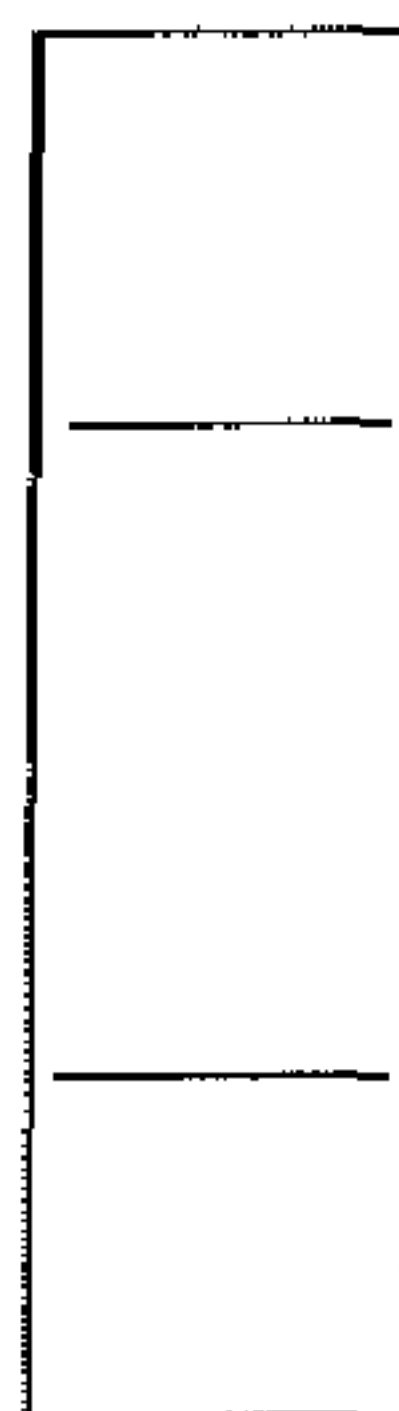


Fig. 10

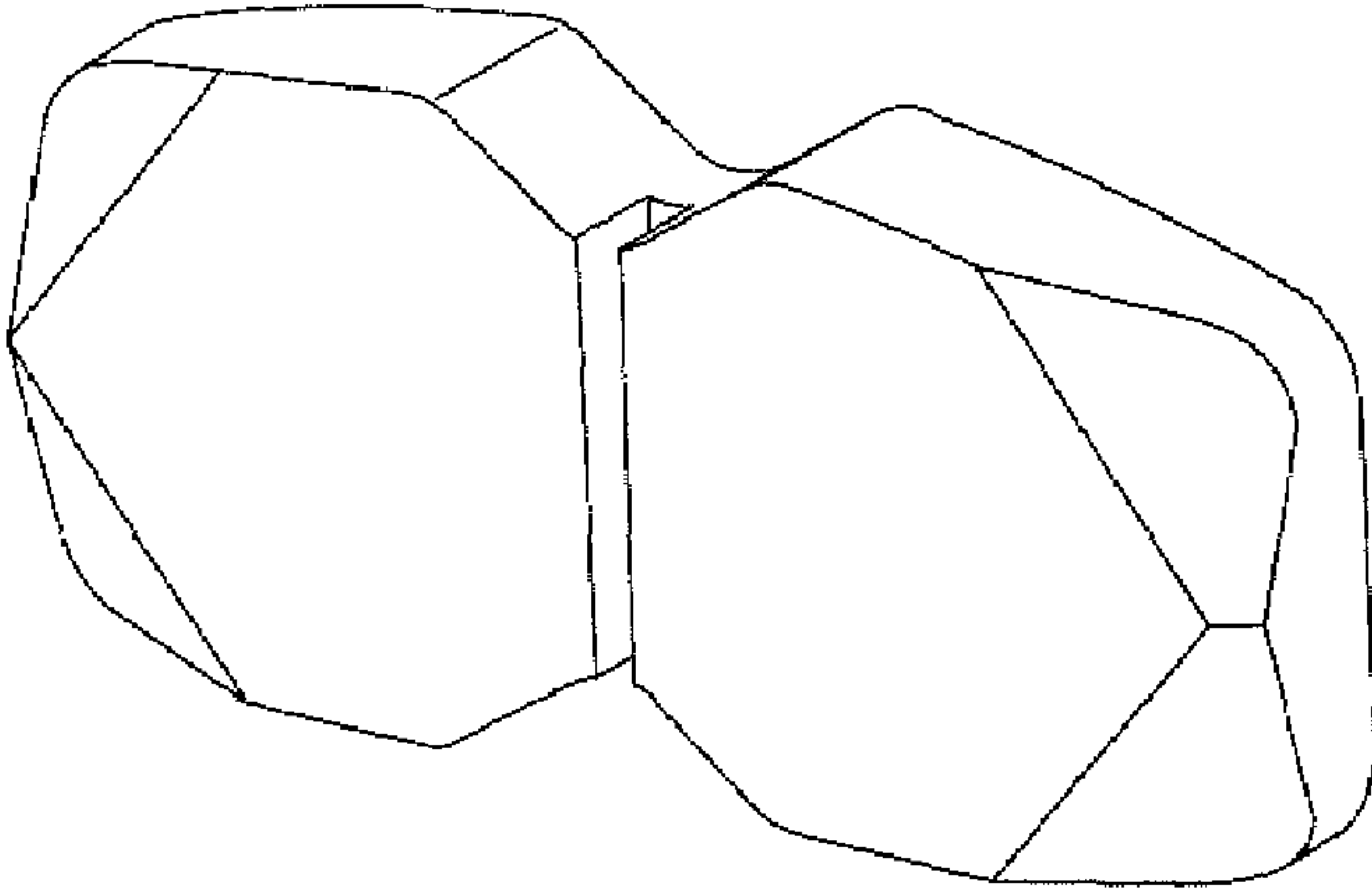


Fig. 11

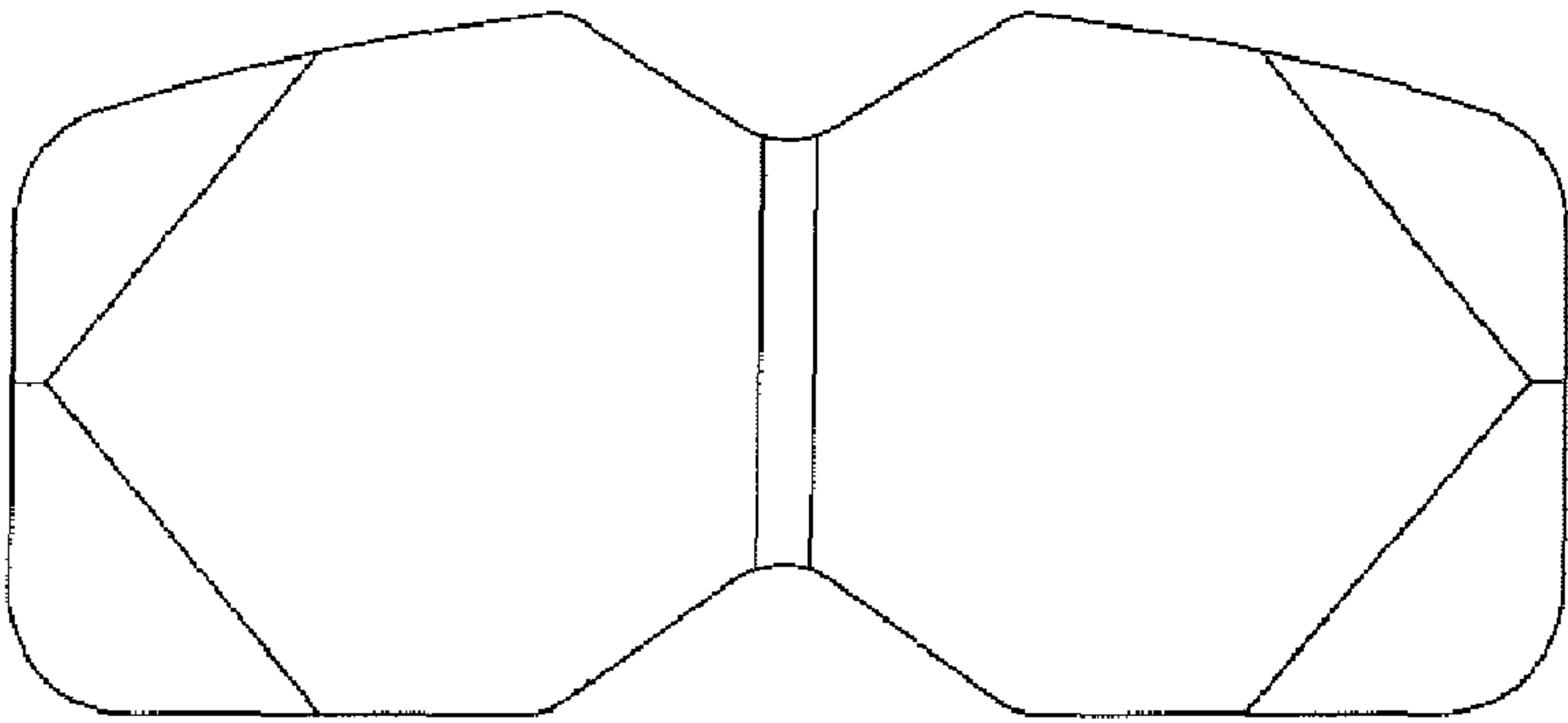


Fig. 12

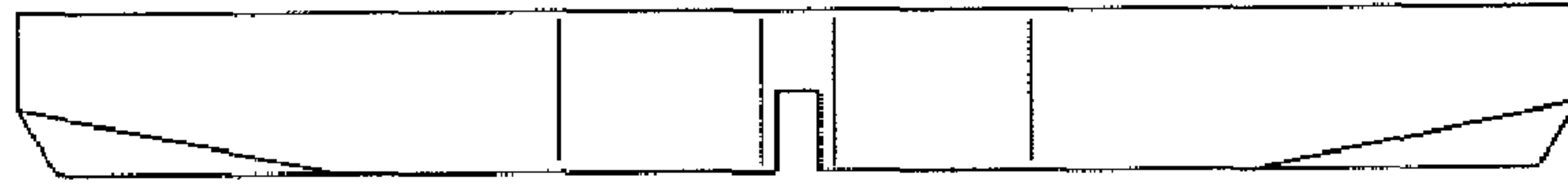


Fig. 13

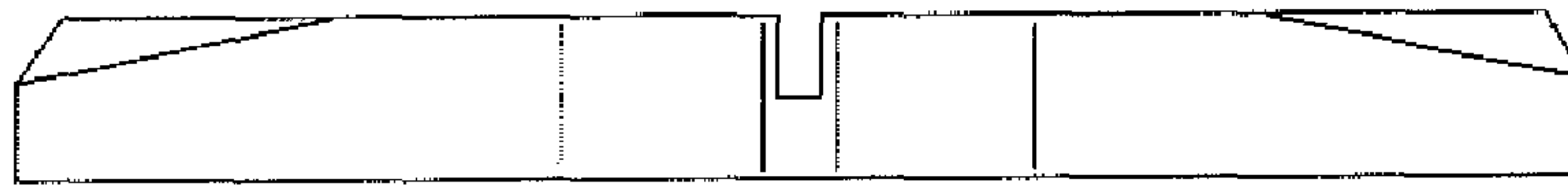


Fig. 14

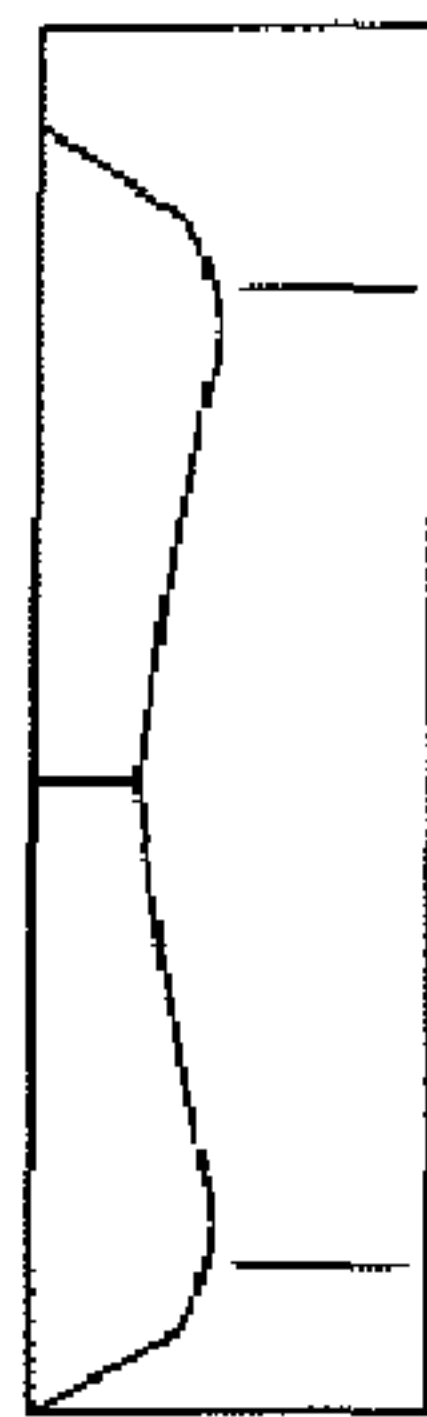


Fig. 15

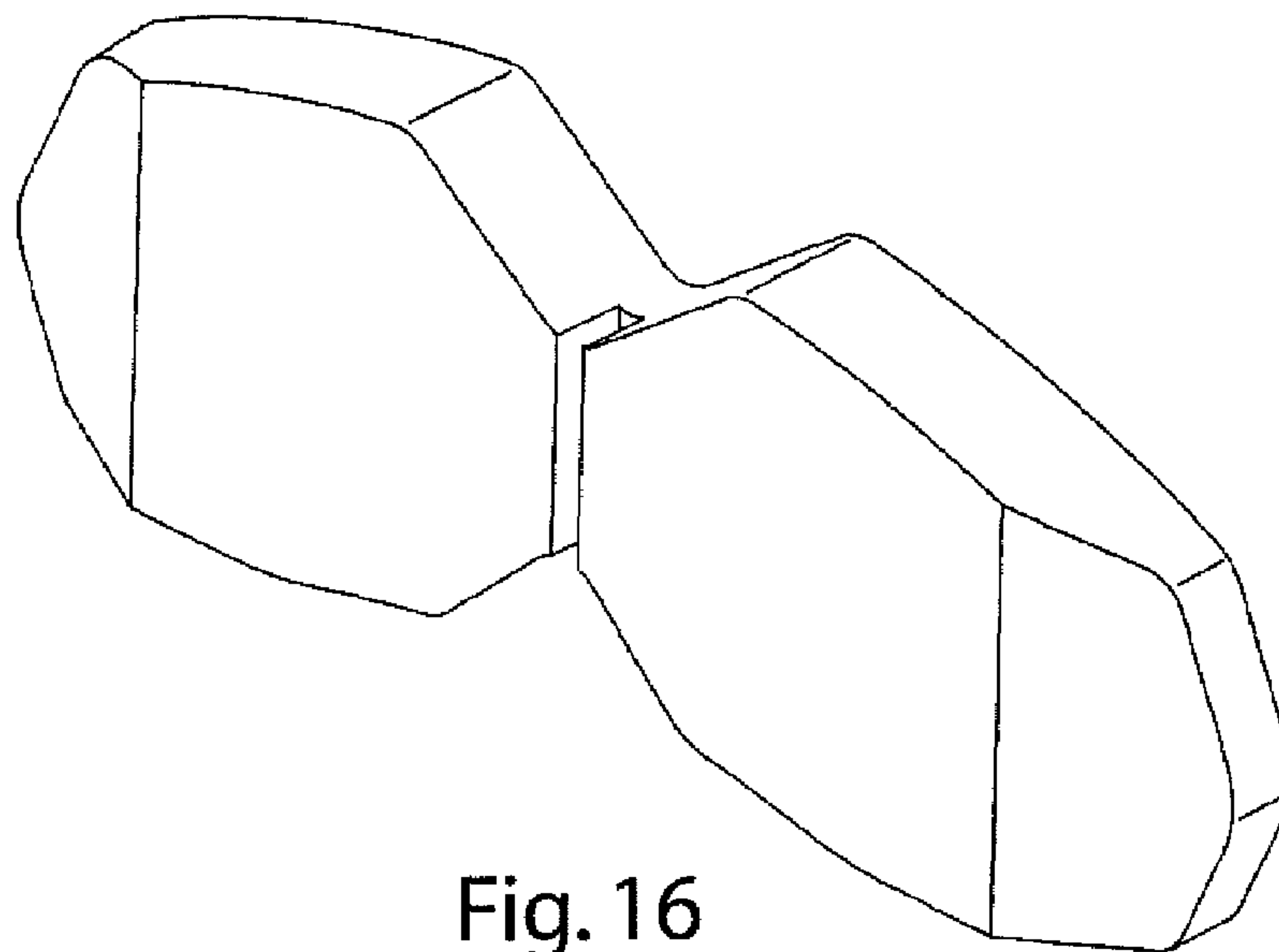


Fig. 16

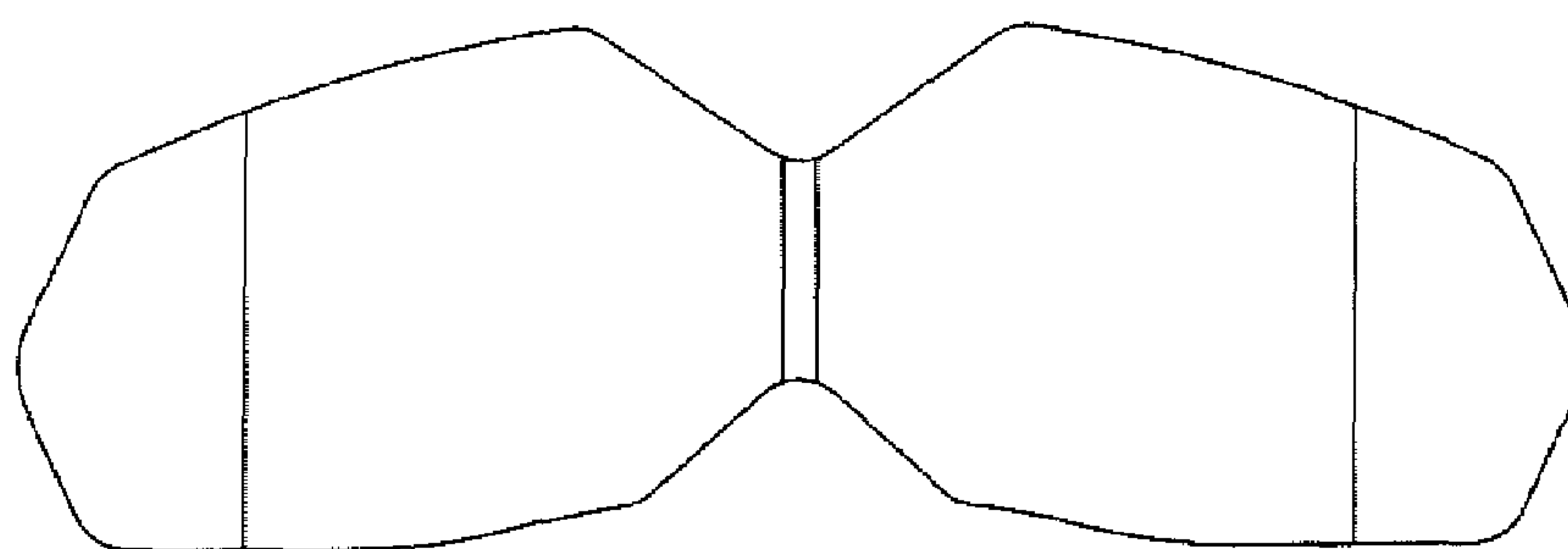


Fig. 17

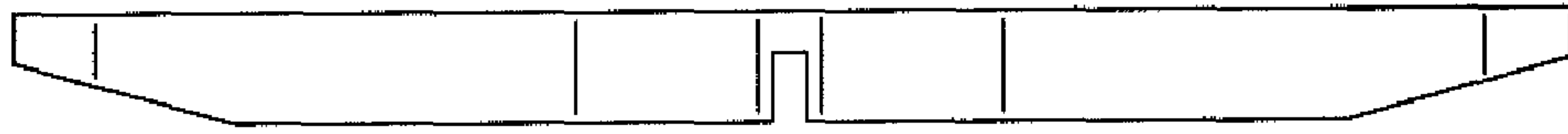


Fig. 18



Fig. 19




Fig. 20

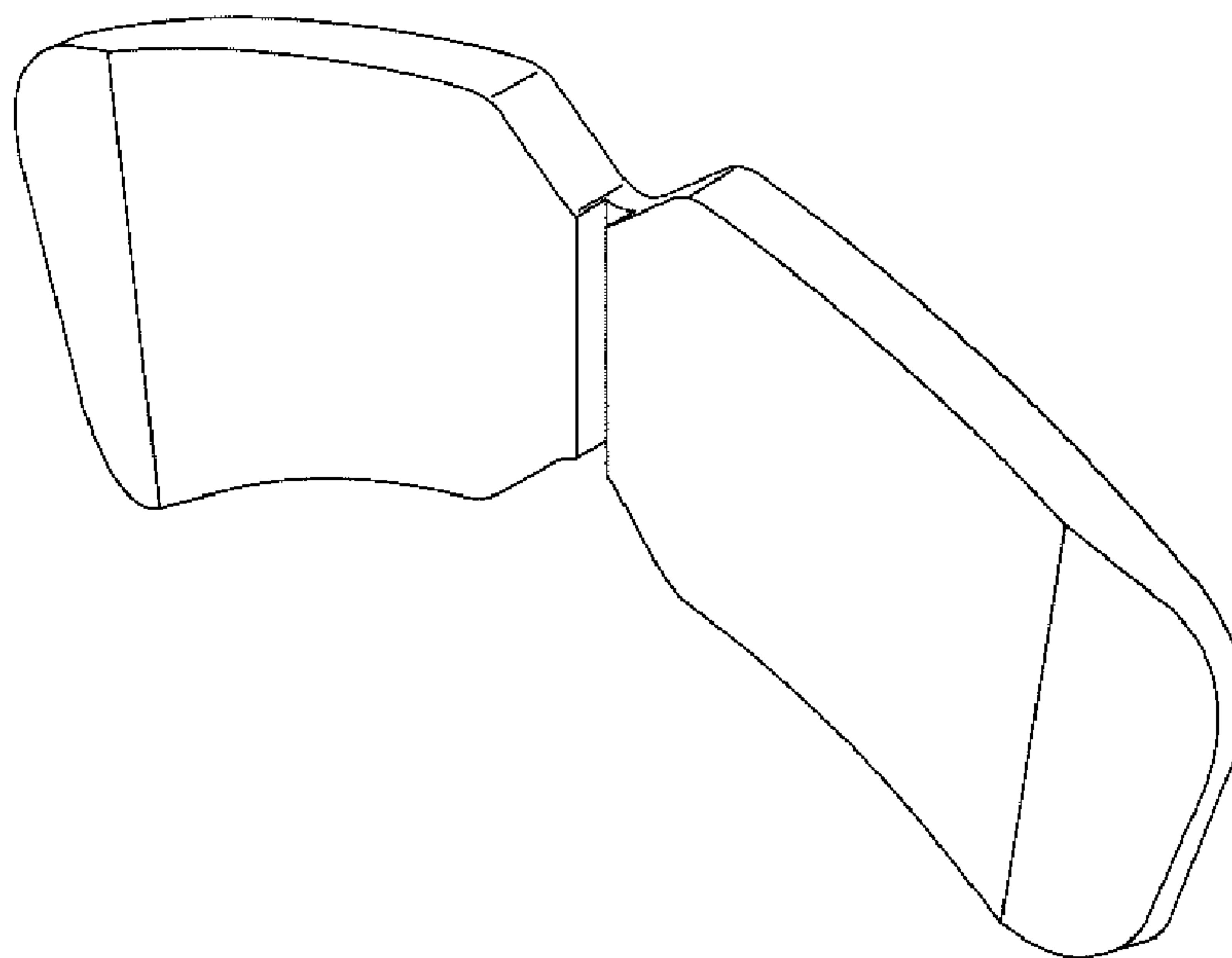


Fig. 21

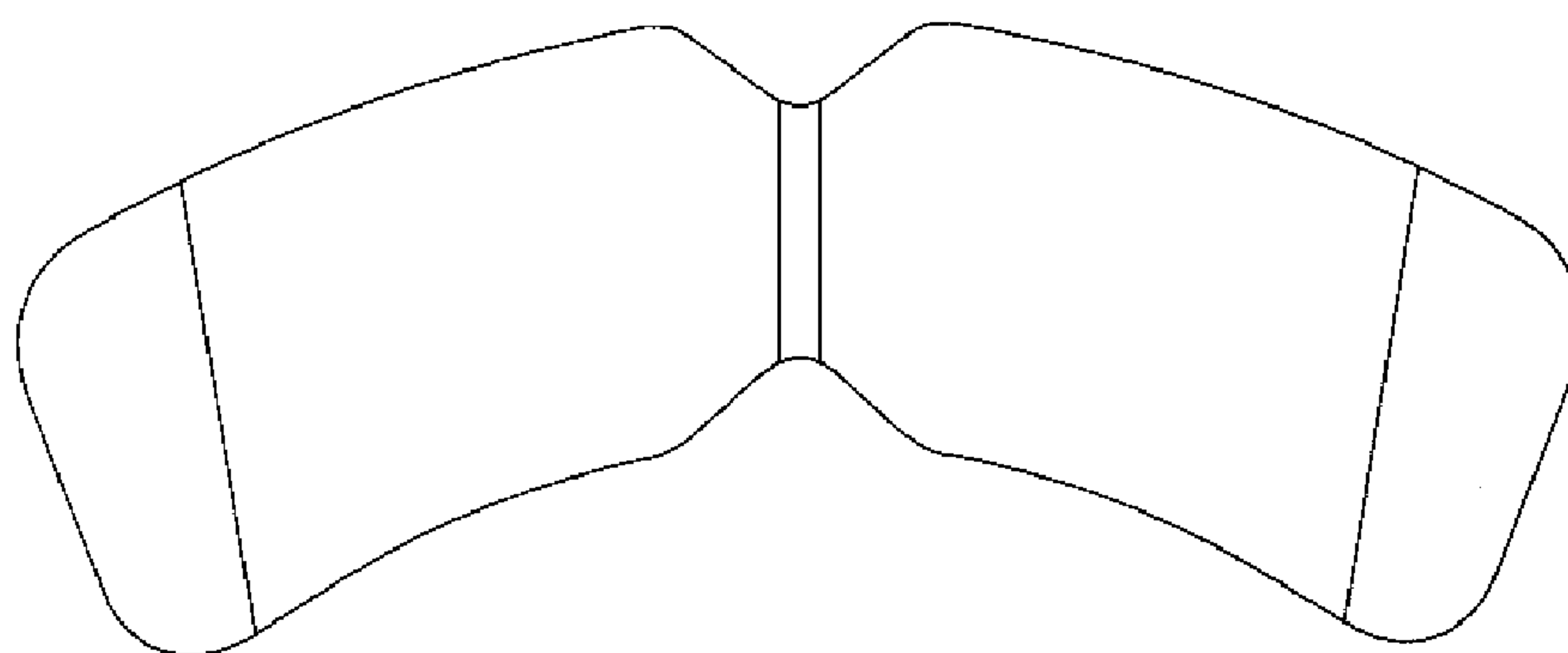


Fig. 22

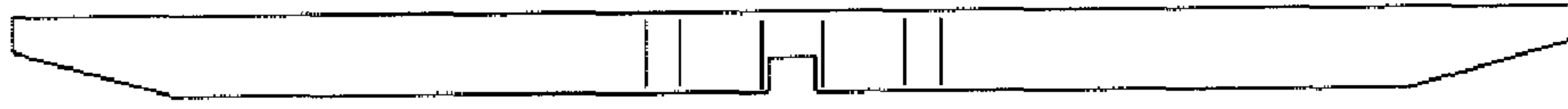


Fig. 23

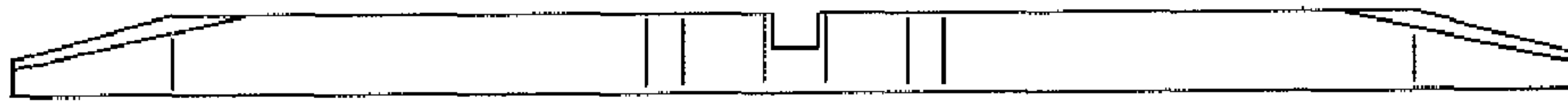


Fig. 24



Fig. 25