



US00D598314S

(12) **United States Design Patent**
Ingerman

(10) **Patent No.:** **US D598,314 S**

(45) **Date of Patent:** **** Aug. 18, 2009**

(54) **COMBINATION LIGHT AND WHISTLE
SIGNALING DEVICE**

(76) **Inventor:** **Milton Ingerman**, 15 W. 72nd St., New York, NY (US) 10023

(**) **Term:** **14 Years**

(21) **Appl. No.:** **29/324,444**

(22) **Filed:** **Sep. 12, 2008**

(51) **LOC (9) Cl.** **10-05**

(52) **U.S. Cl.** **D10/111; D10/119**

(58) **Field of Classification Search** D10/114,
D10/109, 111; D34/25; D22/148; D26/49,
D26/37, 110, 24, 27, 93, 104, 29, 53, 85;
D24/110; 340/908, 309.8, 309.16, 321, 953,
340/384.1, 815.77, 691.1, 326; 116/63 P,
116/63 R, 137 R; 362/205, 184-191, 194-208,
362/253, 186, 196; 390/321, 690; D3/209;
7/119

See application file for complete search history.

(56) **References Cited**

U.S. PATENT DOCUMENTS

D192,098 S * 1/1962 Bautsch D3/209
D268,175 S * 3/1983 Kong D10/114

6,329,927 B1 * 12/2001 Hobson 340/815.69
2005/0068158 A1 * 3/2005 Wang 340/326
2005/0237736 A1 * 10/2005 Wimsatt 362/196
2007/0056117 A1 * 3/2007 Gardiner et al. 7/119
2008/0017097 A1 * 1/2008 Eventoff 116/137 R

* cited by examiner

Primary Examiner—Caron Veynar

Assistant Examiner—George D Kirschbaum

(74) *Attorney, Agent, or Firm*—Fitzpatrick, Cella, Harper & Scinto

(57) **CLAIM**

The ornamental design for a combination light and whistle signaling device, as shown and described.

DESCRIPTION

FIG. 1 is a perspective view of a combination light and whistle signaling device design;

FIG. 2 is a side view thereof;

FIG. 3 is a top view thereof;

FIG. 4 is a bottom view thereof;

FIG. 5 is a view of one end thereof; and,

FIG. 6 is a view of the other end.

1 Claim, 3 Drawing Sheets

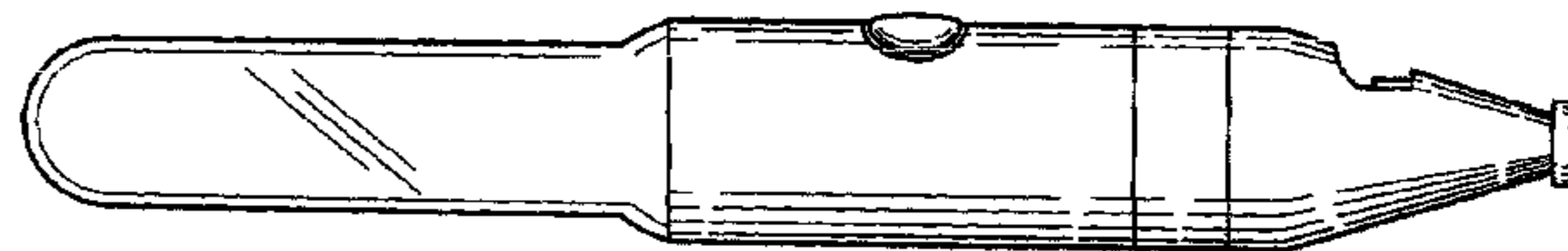
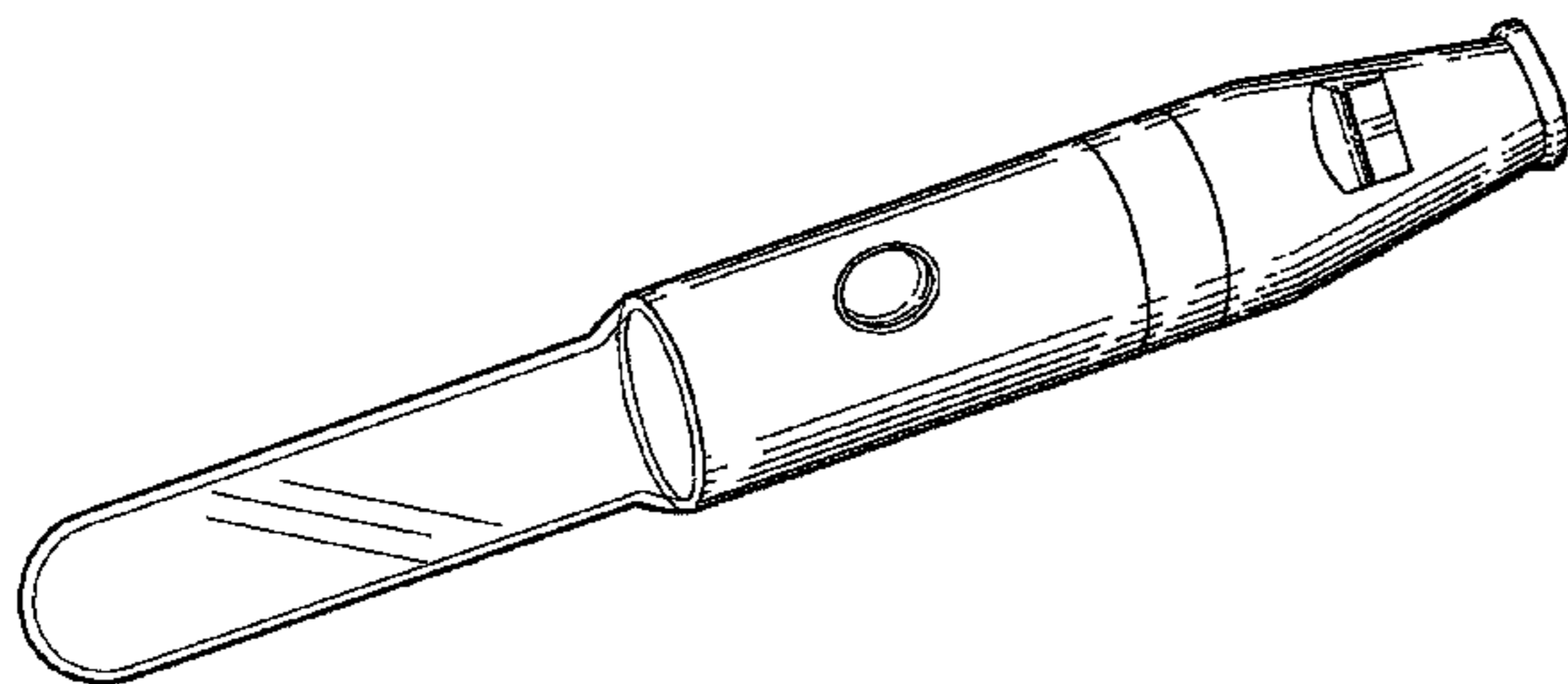


FIG. 1

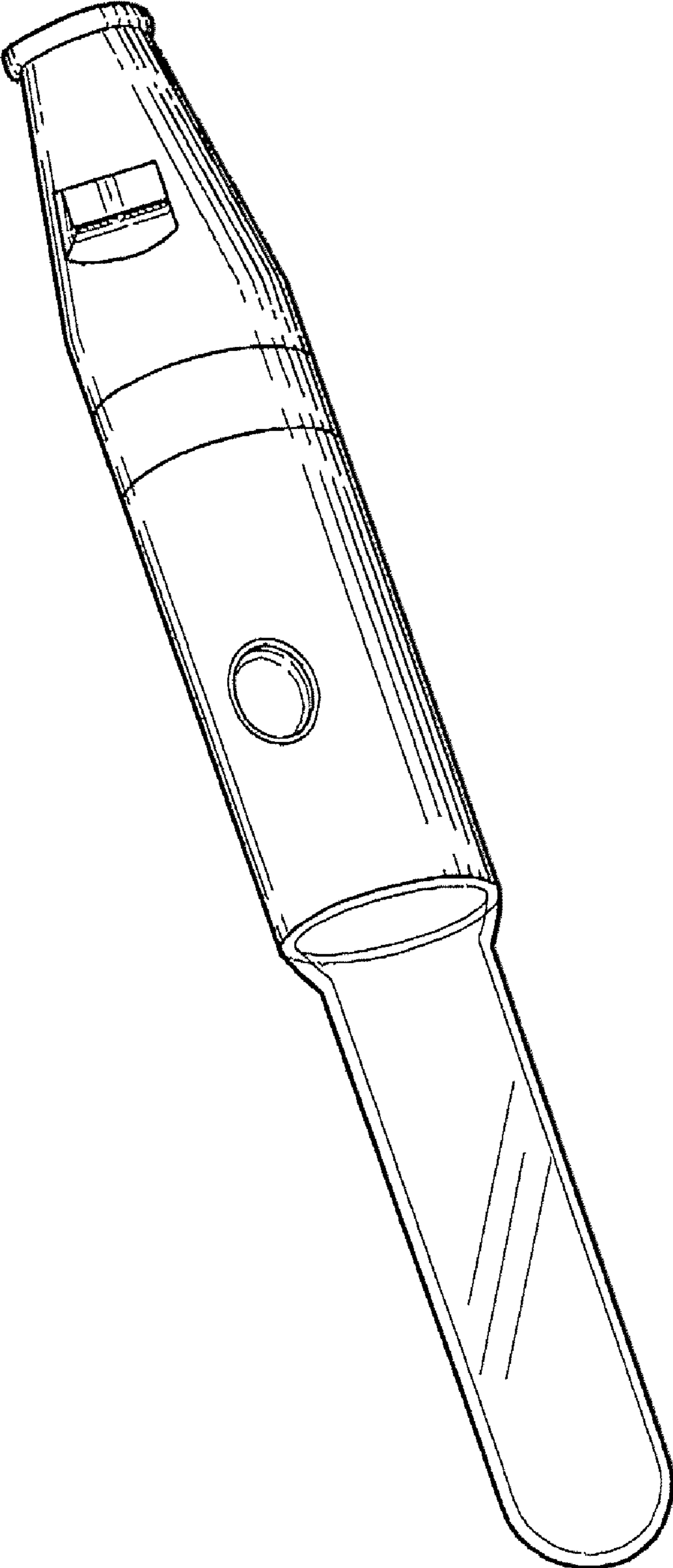


FIG. 2

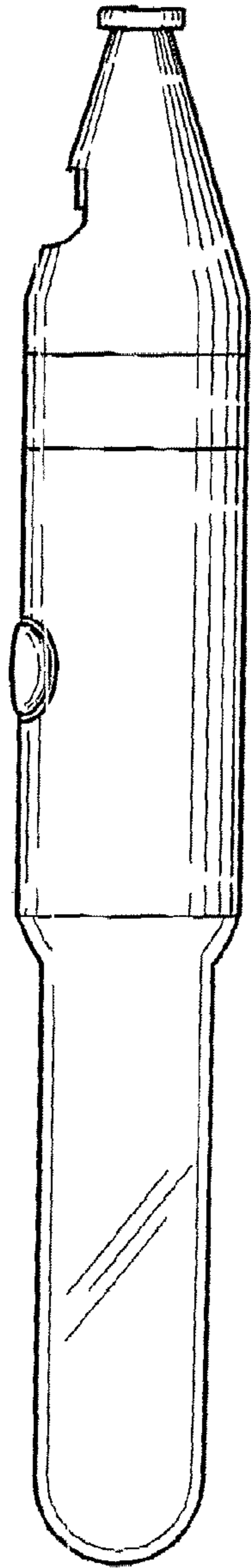


FIG. 3

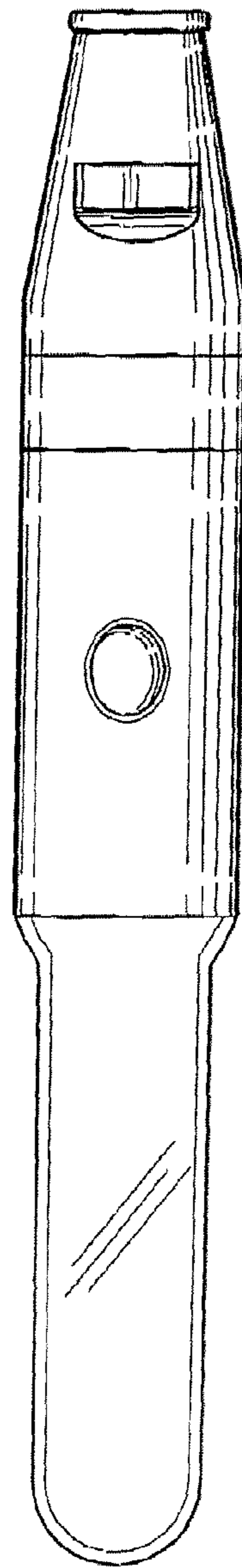


FIG. 4




FIG. 5

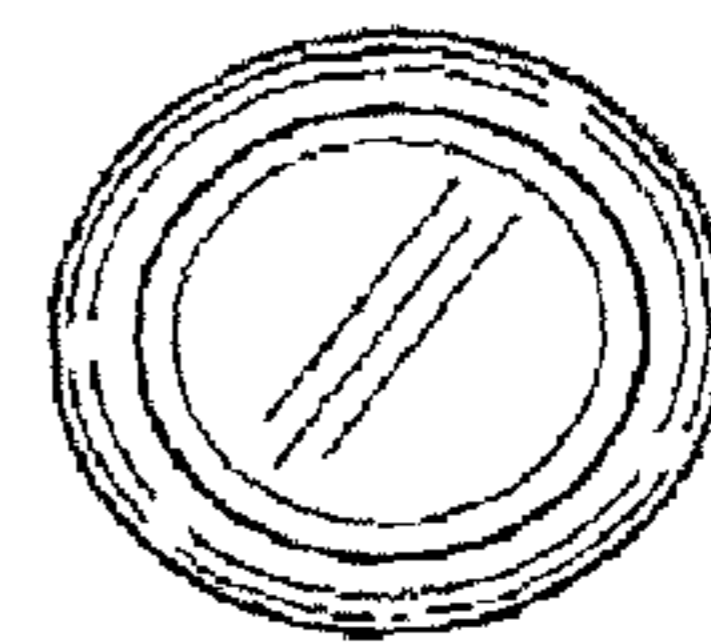


FIG. 6

