

US00D598303S

(12) **United States Design Patent**  
**Jorst et al.**

(10) **Patent No.:** **US D598,303 S**

(45) **Date of Patent:** **\*\* Aug. 18, 2009**

(54) **WATCH CASE**

(75) Inventors: **Charlotte Kjolbe Jorst**, Reno, NV  
(US); **Henrik Jorst**, Reno, NV (US)

(73) Assignee: **Skagen Designs, Ltd.**, Reno, NV (US)

(\*\*) Term: **14 Years**

(21) Appl. No.: **29/313,957**

(22) Filed: **Feb. 23, 2009**

(51) **LOC (9) Cl.** ..... **10-02**

(52) **U.S. Cl.** ..... **D10/38**

(58) **Field of Classification Search** ..... D10/30-39;  
368/276, 281, 282, 285

See application file for complete search history.

(56) **References Cited**

U.S. PATENT DOCUMENTS

D244,916 S *	7/1977	Ueno	.....	D10/38
D246,577 S *	12/1977	Inaba	.....	D10/30
D278,605 S *	4/1985	Didisheim	.....	D10/39
D278,686 S *	5/1985	Mathez	.....	D10/39
4,580,907 A *	4/1986	Cognard	.....	368/281
D292,678 S *	11/1987	Takeichi	.....	D10/39
D338,838 S *	8/1993	Byrne	.....	D10/39
D355,613 S *	2/1995	Takani et al.	.....	D10/39
D382,210 S *	8/1997	Secci	.....	D10/30
D413,530 S *	9/1999	Flury et al.	.....	D10/32

D429,651 S *	8/2000	Ventrella	.....	D10/30
D436,045 S *	1/2001	Giardiello	.....	D10/32
D451,820 S *	12/2001	Sugisawa	.....	D10/30
D458,545 S *	6/2002	Modolo	.....	D10/32
D462,622 S *	9/2002	Sugisawa	.....	D10/30
D476,905 S *	7/2003	El Kadiri	.....	D10/30
D479,135 S *	9/2003	Emmenegger	.....	D10/30
D493,729 S *	8/2004	Monachon	.....	D10/32

\* cited by examiner

*Primary Examiner*—Lucy Lieberman

(57) **CLAIM**

The ornamental design for a watch case, as shown and described.

**DESCRIPTION**

FIG. 1 is a front elevation of a watch case showing our new design;

FIG. 2 is a right side elevation thereof;

FIG. 3 is a left side elevation thereof;

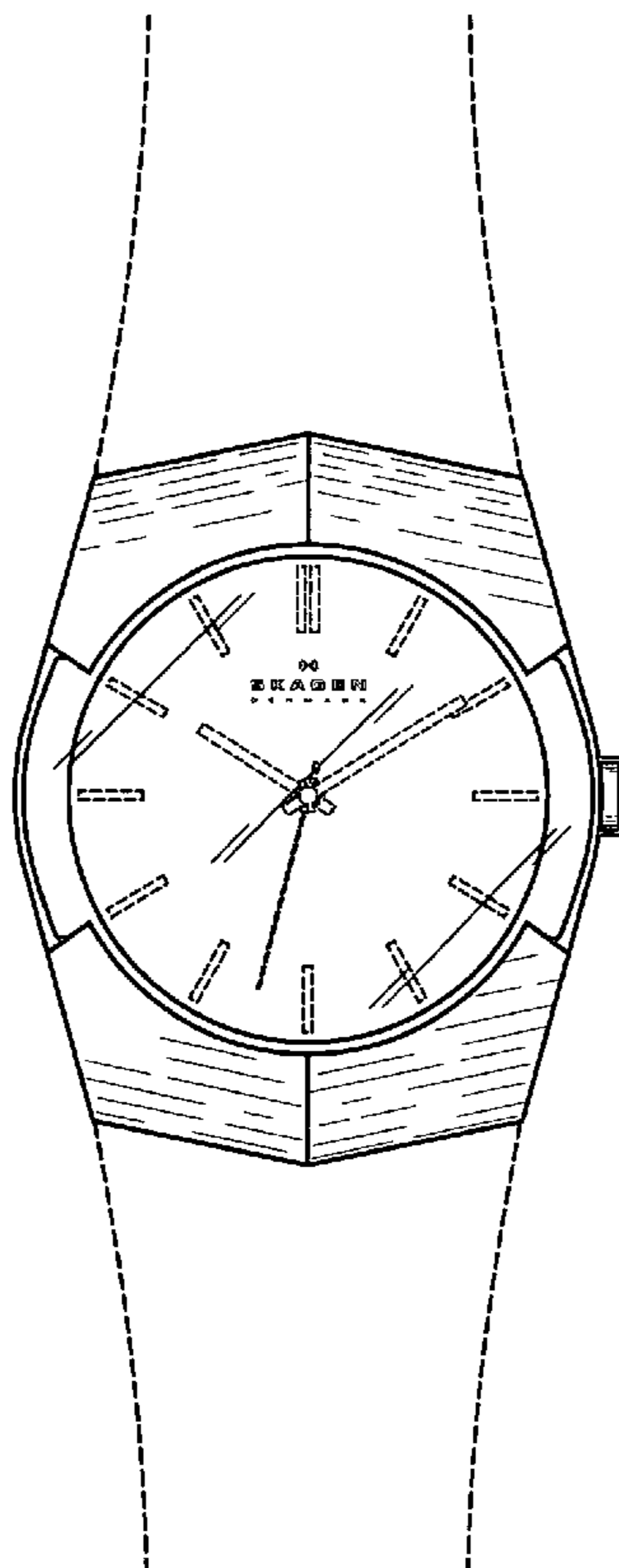
FIG. 4 is a rear elevation thereof;

FIG. 5 is a front and right side perspective view thereof; and,

FIG. 6 is a bottom view thereof.

The broken lines in the drawings are for illustrative purposes only and do not form part of the claimed design.

**1 Claim, 2 Drawing Sheets**





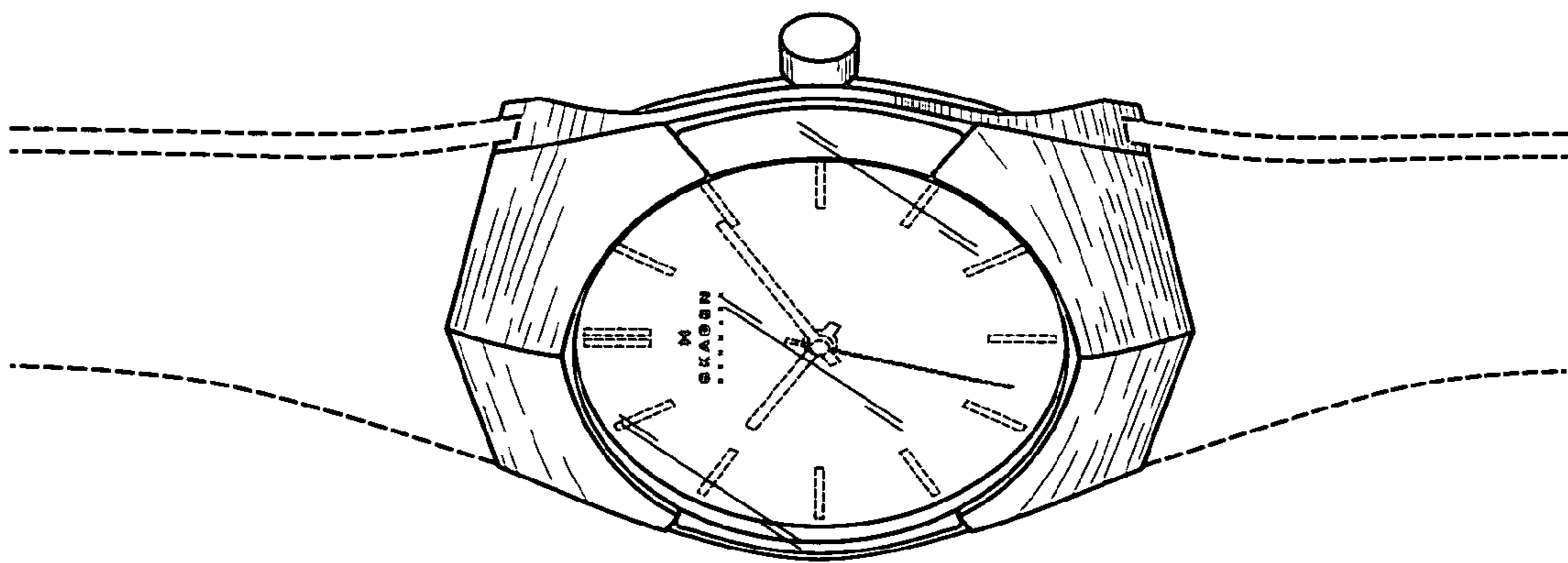


FIG 5

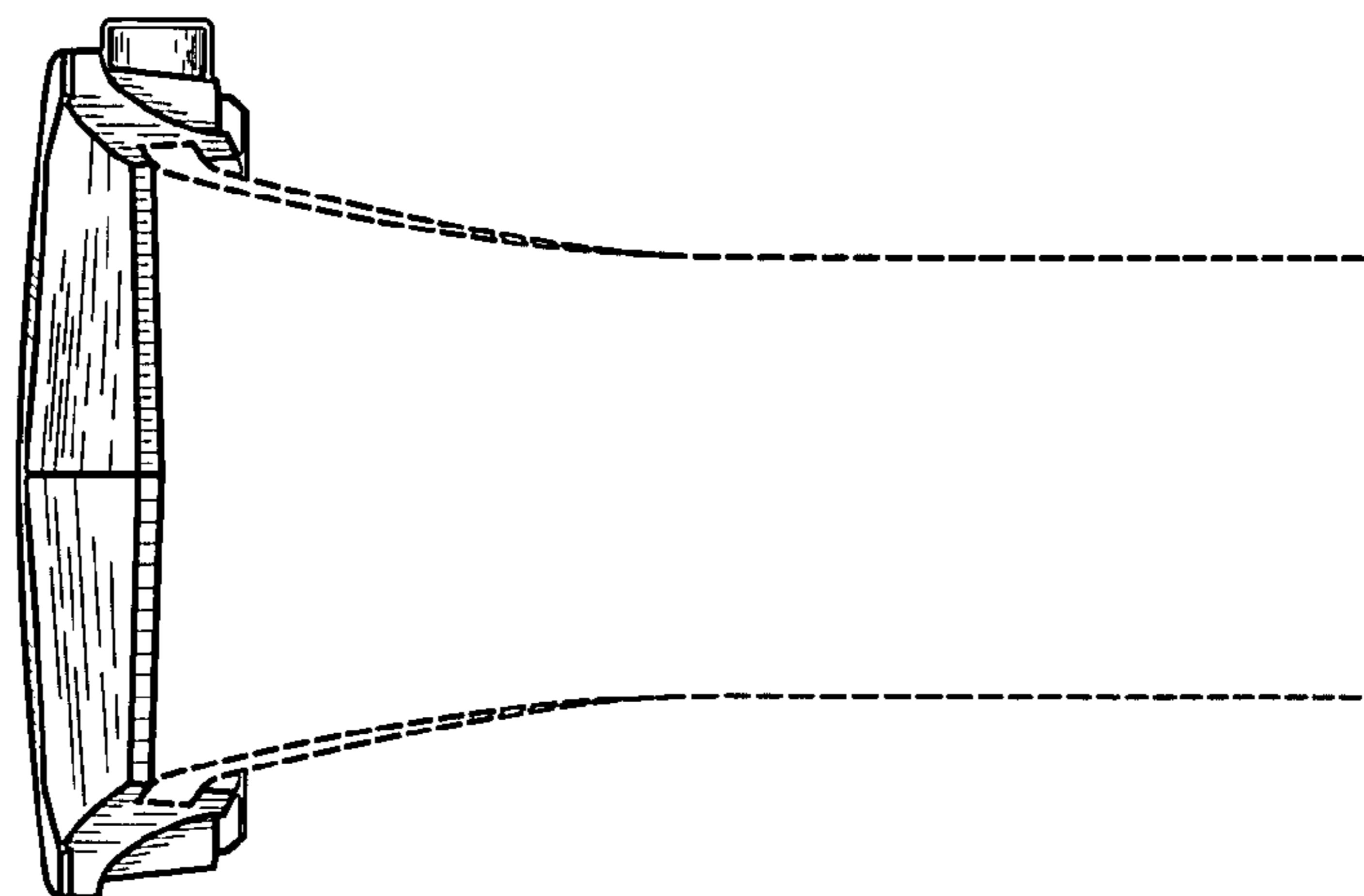


FIG 6