



US00D598302S

(12) **United States Design Patent**
Moritz

(10) **Patent No.:** **US D598,302 S**

(45) **Date of Patent:** **** Aug. 18, 2009**

(54) **WATCH**

(75) **Inventor:** **Hans Karsten Moritz**, Foothill Ranch,
CA (US)

(73) **Assignee:** **Oakley, Inc.**, Foothill Ranch, CA (US)

(**) **Term:** **14 Years**

(21) **Appl. No.:** **29/314,134**

(22) **Filed:** **Mar. 4, 2009**

(51) **LOC (9) Cl.** **10-02**

(52) **U.S. Cl.** **D10/32**

(58) **Field of Classification Search** D10/30-39;
368/276, 281, 282, 285, 308, 319; D11/3,
D11/12

See application file for complete search history.

D431,475 S	10/2000	Rabassa	
D433,955 S	11/2000	Bodino	
D440,886 S	4/2001	Burgener	
D440,887 S *	4/2001	Tripet	D10/32
D443,213 S *	6/2001	Giardiello	D10/32
D443,843 S *	6/2001	Schopfer	D11/3
D456,281 S	4/2002	Glauser	
D473,475 S *	4/2003	Baumann	D10/32
D474,118 S *	5/2003	Monachon	D10/32
D487,704 S	3/2004	Rousseau	
D498,682 S	11/2004	Moritz et al.	
D519,854 S	5/2006	Modolo	
D526,574 S *	8/2006	Plange	D10/32
D536,627 S *	2/2007	Behling	D10/38
D539,671 S	4/2007	Lassigne	
D556,604 S	12/2007	Yee et al.	
D574,733 S *	8/2008	Blair	D10/32
D574,736 S *	8/2008	Actis-Datta	D10/38
D580,795 S *	11/2008	Lalo	D10/32

* cited by examiner

Primary Examiner—Lucy Lieberman

(74) *Attorney, Agent, or Firm*—Gregory K. Nelson

(56) **References Cited**

U.S. PATENT DOCUMENTS

1,598,250 A *	8/1926	Person	59/80
2,143,703 A	12/1937	Kestenman	
3,427,800 A *	2/1969	Blum	368/223
D294,683 S	3/1988	Perrin	
D294,806 S	3/1988	Perrin	
5,119,349 A *	6/1992	Muto et al.	368/157
D329,386 S *	9/1992	Burgener	D10/30
D352,250 S *	11/1994	Giardiello	D10/39
D353,108 S	12/1994	Rabassa	
D354,012 S *	1/1995	Barbara	D10/39
D370,854 S	6/1996	Chodat	
D385,805 S *	11/1997	Giardiello	D10/39
D394,214 S *	5/1998	Sang	D10/30
D410,853 S	6/1999	Bulgari	
D413,273 S *	8/1999	Hartzband	D10/32
D415,060 S	10/1999	Chodat	
D416,815 S *	11/1999	Hartzband	D10/32
D425,799 S	5/2000	Hysek	
D430,042 S *	8/2000	Schopfer	D10/32

(57) **CLAIM**

The ornamental design for a watch, as shown.

DESCRIPTION

FIG. 1 is a front perspective view of the watch of the present invention;

FIG. 2 is a front elevational view thereof;

FIG. 3 is a rear elevational view thereof;

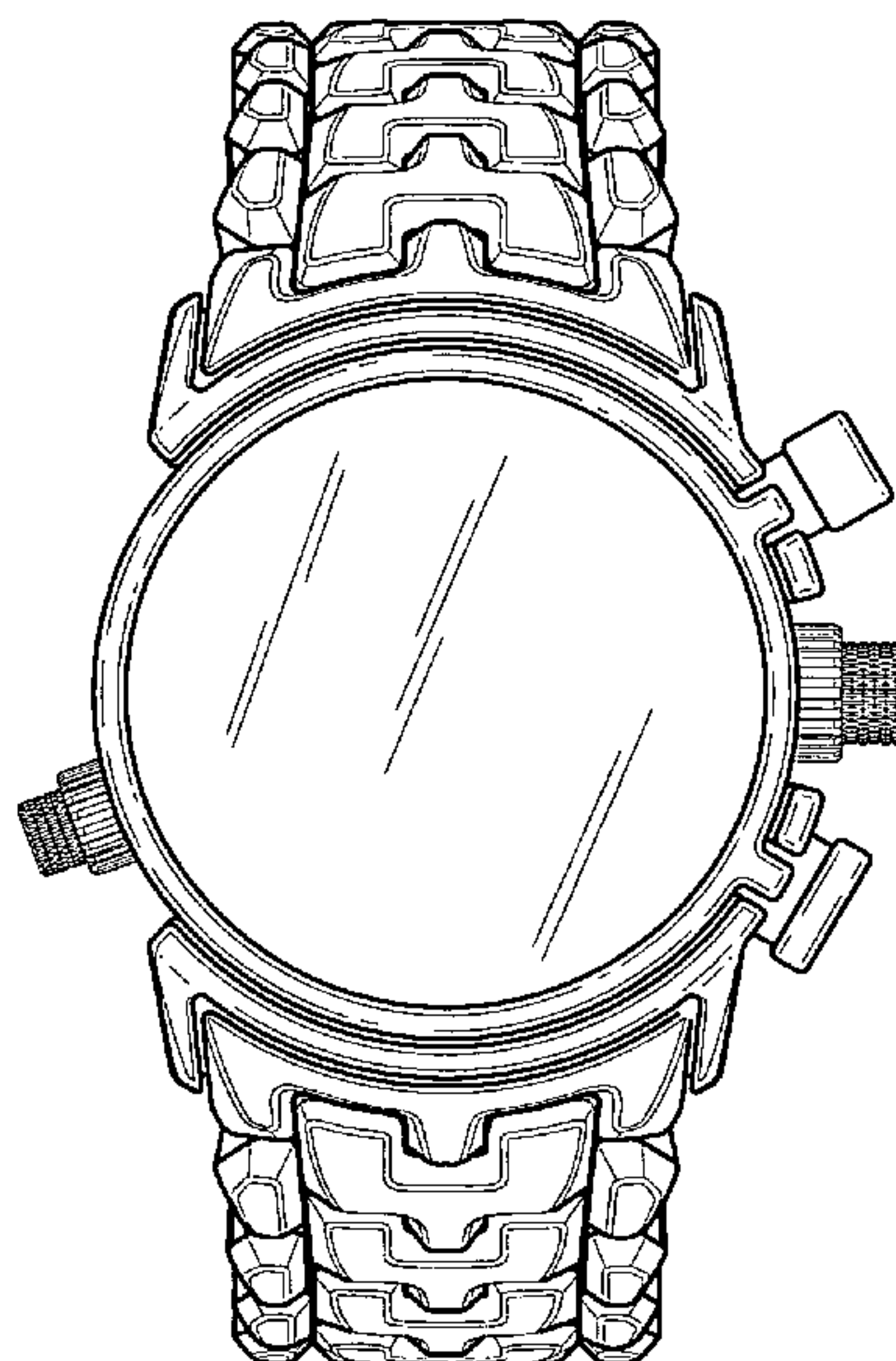
FIG. 4 is a right-side elevational view thereof;

FIG. 5 is a left-side elevational view thereof;

FIG. 6 is a bottom plan view thereof; and,

FIG. 7 is a top plan view thereof.

1 Claim, 5 Drawing Sheets






FIG. 1




FIG. 2

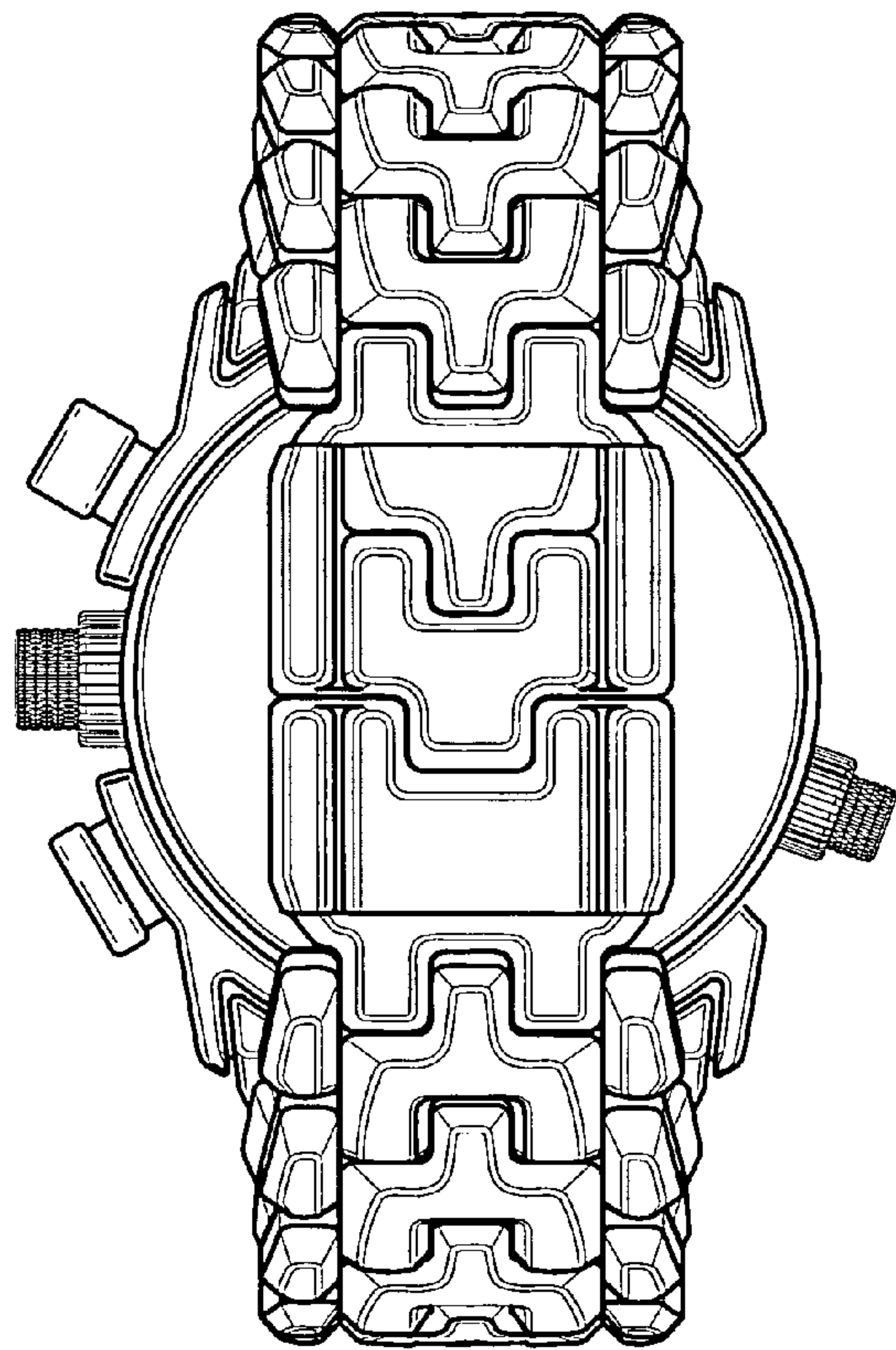
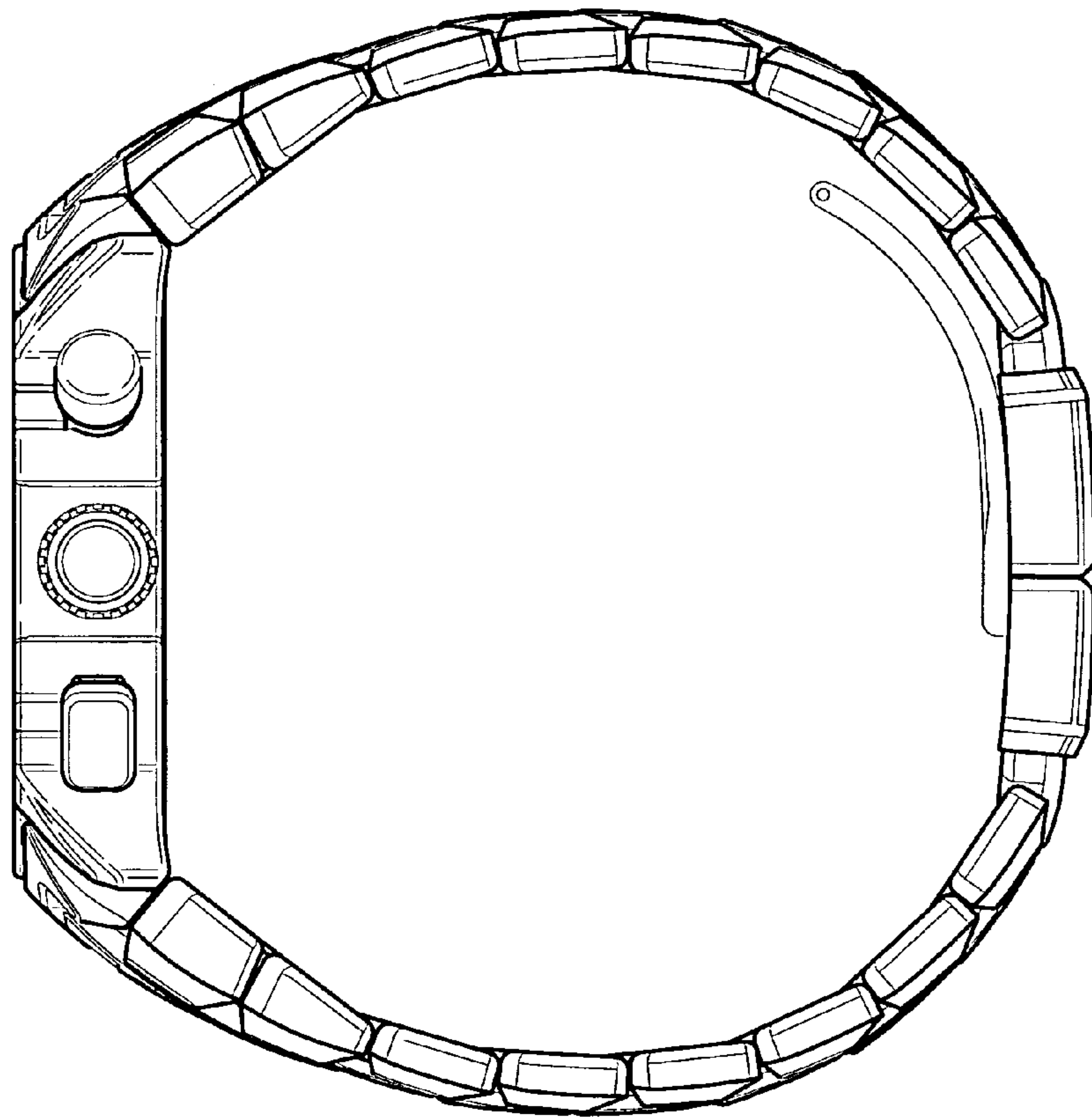


FIG. 3

FIG. 4



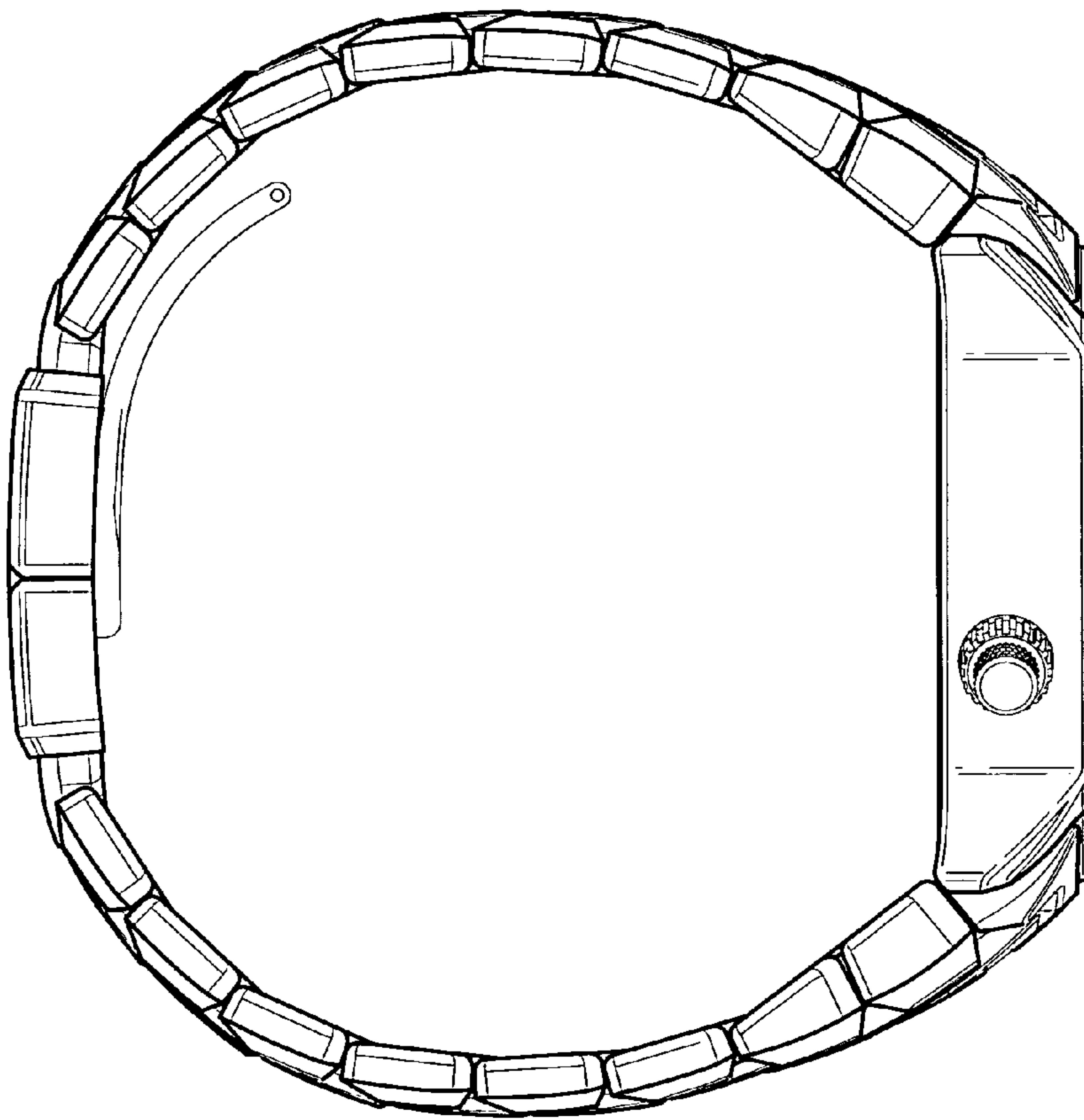


FIG. 5

FIG. 6

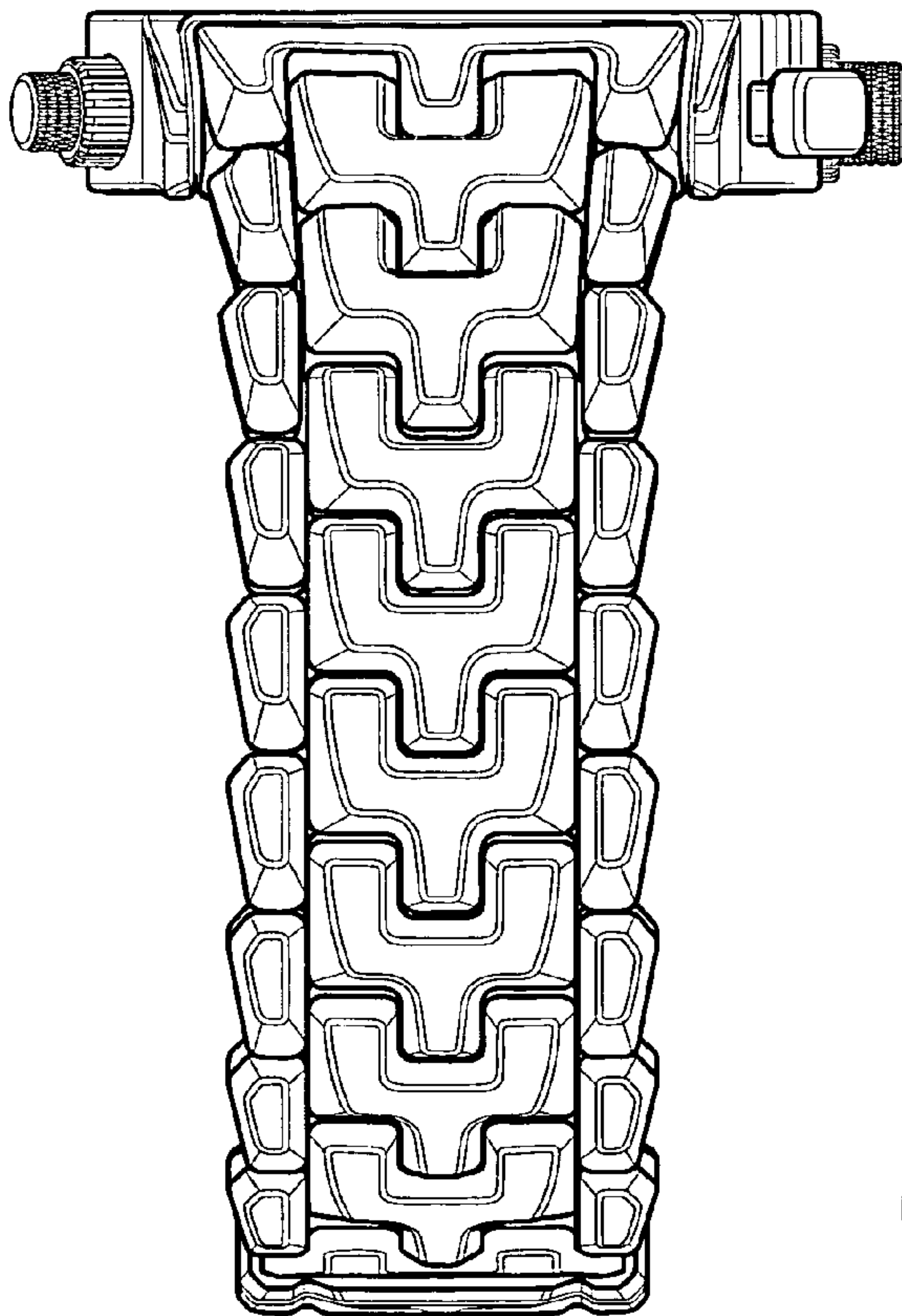


FIG. 7

