

US00D598299S

(12) **United States Design Patent**
Isogai et al.

(10) **Patent No.:** **US D598,299 S**

(45) **Date of Patent:** **** Aug. 18, 2009**

(54) **POUCH**

(75) Inventors: **Mineo Isogai**, Nagoya (JP); **Nobuo Tsuyuki**, Nagoya (JP); **Seishi Iwano**, Osaka (JP)

(73) Assignees: **Toyo Machine Manufacturing Co., Ltd.**, Nagoya-shi (JP); **Otsuka Pharmaceuticals Co., Ltd.**, Tokyo (JP)

(**) Term: **14 Years**

(21) Appl. No.: **29/309,734**

(22) Filed: **Sep. 30, 2008**

(30) **Foreign Application Priority Data**

Apr. 4, 2008 (JP) D2008-008728

(51) **LOC (9) Cl.** **09-05**

(52) **U.S. Cl.** **D9/702**

(58) **Field of Classification Search** D9/702-710,
D9/713-714, 720-722, 430-432, 414, 418,
D9/424; 383/100, 103, 108, 113, 114, 61.1,
383/63, 901; 229/87.06; 426/106; 222/92,
222/107; 206/822, 308.1

See application file for complete search history.

(56) **References Cited**

U.S. PATENT DOCUMENTS

- D319,176 S * 8/1991 Sherman D9/710
- D442,078 S * 5/2001 Fuquen D9/707
- D462,609 S * 9/2002 Jones D9/710
- D463,265 S * 9/2002 Jones D9/710
- D463,266 S * 9/2002 Zappa D9/710

- D466,003 S * 11/2002 Jones et al. D9/710
- D500,951 S * 1/2005 Tobolka D9/710
- D545,688 S * 7/2007 Donovan D9/703
- D561,604 S * 2/2008 Galor D9/702
- D578,014 S * 10/2008 Friedland et al. D9/707
- D578,016 S * 10/2008 Friedland et al. D9/707
- D578,018 S * 10/2008 Friedland et al. D9/707

* cited by examiner

Primary Examiner—Caron Veynar

Assistant Examiner—Abraham Bahta

(74) *Attorney, Agent, or Firm*—Edwards Angell Palmer & Dodge LLP

(57) **CLAIM**

The ornamental design for a pouch, as shown and described.

DESCRIPTION

FIG. 1 is a plan view of a pouch showing our new design;

FIG. 2 is a bottom view thereof;

FIG. 3 is a front view thereof;

FIG. 4 is a rear view thereof;

FIG. 5 is a left view thereof;

FIG. 6 is a right view thereof; and,

FIG. 7 is a cross-sectional view taken along line 7—7 of FIG. 1.

The broken lines shown in the drawings are for illustrative purposes only and form no part of the claimed design. The lines consisting of long lines and dots indicate conceptual border lines between the claimed portion and the disclaimed portion.

1 Claim, 3 Drawing Sheets




Fig. 1






Fig. 2



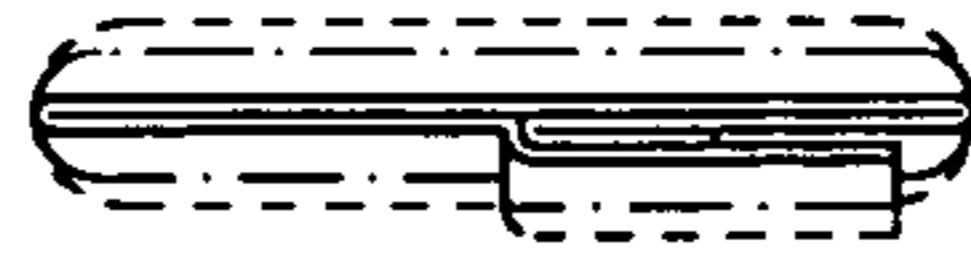
F i g . 3



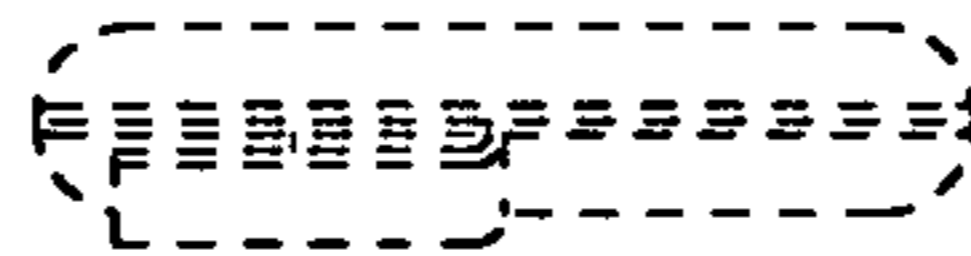
F i g . 4



F i g . 5



F i g . 6



F i g . 7

