



US00D598289S

(12) **United States Design Patent**  
**Taylor**

(10) **Patent No.:** **US D598,289 S**

(45) **Date of Patent:** **\*\* Aug. 18, 2009**

(54) **DIP-TUBE POSITIONER**

(75) Inventor: **Andrew William Taylor**, Cincinnati, OH (US)

(73) Assignee: **The Procter & Gamble Company**, Cincinnati, OH (US)

(\*\*) Term: **14 Years**

(21) Appl. No.: **29/293,368**

(22) Filed: **Nov. 20, 2007**

(51) **LOC (9) Cl.** ..... **09-01**

(52) **U.S. Cl.** ..... **D9/520; D9/516**

(58) **Field of Classification Search** ..... D9/516, D9/519, 520, 521, 522, 529, 530, 537, 539, D9/540, 544, 545, 549, 560, 564, 551, 552, D9/553, 554, 556, 557, 558, 565, 566, 567, D9/569, 570, 571, 574, 575, 425; D8/352; 215/381-385, 396, 398; D24/155, 157, 189, D24/218

See application file for complete search history.

(56) **References Cited**

**U.S. PATENT DOCUMENTS**

585,707	A *	7/1897	Schwedtmann	403/267
D34,665	S *	6/1901	Schullinger	D9/432
D53,624	S *	7/1919	Woodward	D9/414
1,388,094	A *	8/1921	Buttigieg	206/6.1
D132,621	S *	6/1942	Ivan	D2/949
2,365,027	A *	12/1944	Urbany	36/29
2,995,011	A *	8/1961	Kimmel	60/255
3,184,118	A *	5/1965	Webster	
4,124,135	A *	11/1978	Weder et al.	220/4.21
D285,345	S *	8/1986	Shepard	D24/157
4,616,441	A *	10/1986	Dmytriw	43/44.91
4,738,817	A *	4/1988	Wittwer et al.	264/328.14
5,133,750	A *	7/1992	Momose et al.	623/6.11
5,168,677	A *	12/1992	Pronsato et al.	52/81.1
5,209,345	A *	5/1993	Haugabook	220/832
5,314,969	A *	5/1994	Imaizumi et al.	523/102
5,464,129	A *	11/1995	Ho	
D422,847	S *	4/2000	Hansen	D7/606

D427,549	S *	7/2000	White	D12/114
D448,919	S *	10/2001	Montross et al.	D2/954
D453,899	S *	2/2002	LaPlume et al.	D8/352
D461,200	S *	8/2002	Pierotti et al.	D16/101
D473,447	S *	4/2003	Luu	D8/352
D480,065	S *	9/2003	Rivera	D14/206
D506,382	S *	6/2005	McIntosh	D8/352
D530,911	S *	10/2006	Guitay	D3/273
D534,421	S *	1/2007	Tanner	D9/420
D535,185	S *	1/2007	Tanner	D9/422
D536,962	S *	2/2007	Tanner	D9/424
D547,176	S *	7/2007	Sansoldo	D9/423
2001/0032864	A1	10/2001	Shepherd	

**FOREIGN PATENT DOCUMENTS**

DE	100 40 324	A1	8/2001
JP	07 257 669	A	10/1995
WO	WO 02/055407	A2	7/2002
WO	WO 2004/062711	A2	7/2004

\* cited by examiner

*Primary Examiner*—Stella M Reid

*Assistant Examiner*—Elizabeth J Oswecki

(74) *Attorney, Agent, or Firm*—Amy I. Ahn-Roll

(57) **CLAIM**

The ornamental design for a dip-tube positioner, as shown and described.

**DESCRIPTION**

FIG. 1 is a bottom perspective view of a dip-tube positioner showing my new design;

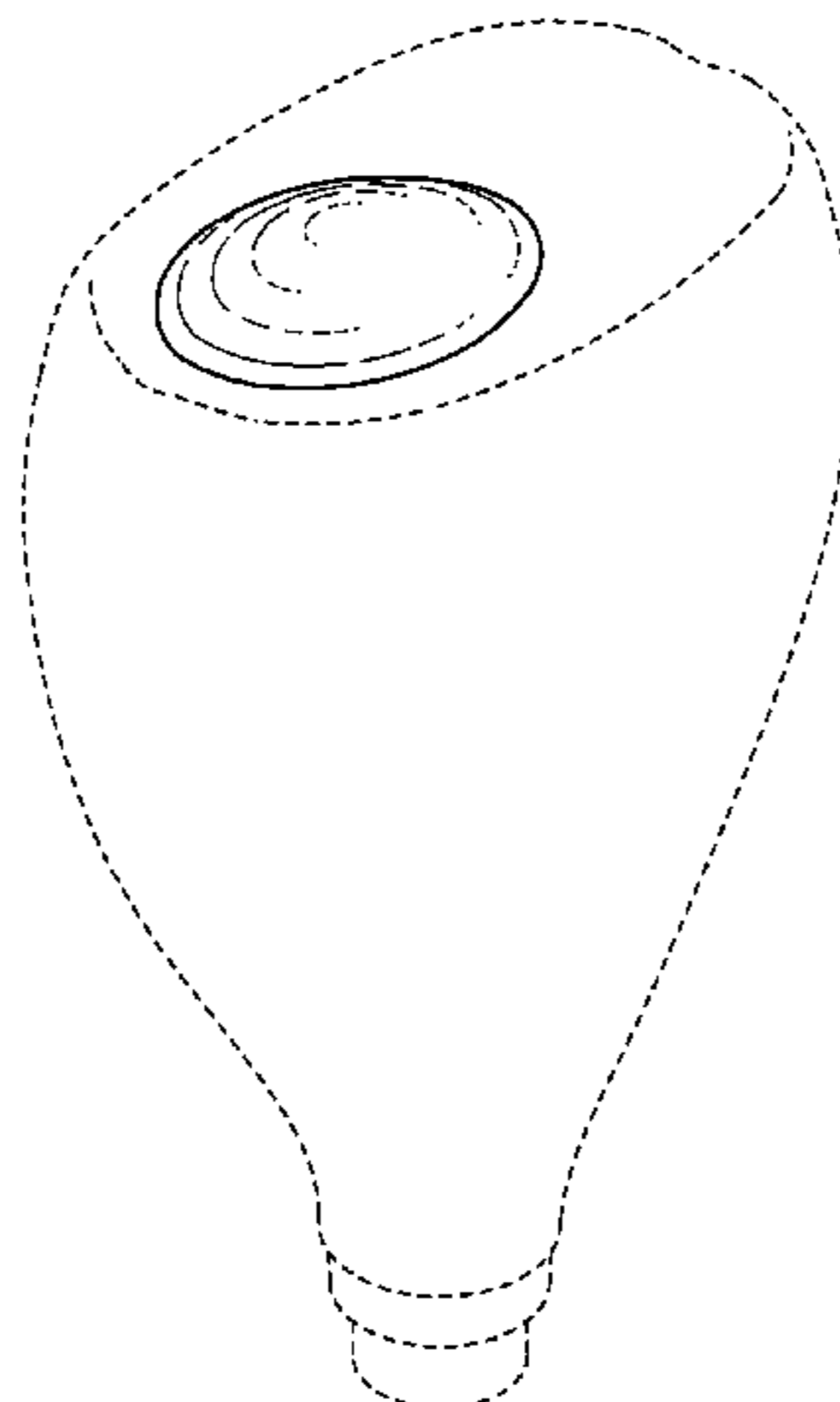
FIG. 2 is a bottom planar view thereof;

FIG. 3 is a cross-sectional view taken along lines 3—3 in FIG. 2; and

FIG. 4 is a cross-sectional view taken along lines 4—4 in FIG. 2.

The broken line showing of a bottle is included for the purpose of illustrating only and forms no part of the claimed design.

**1 Claim, 2 Drawing Sheets**



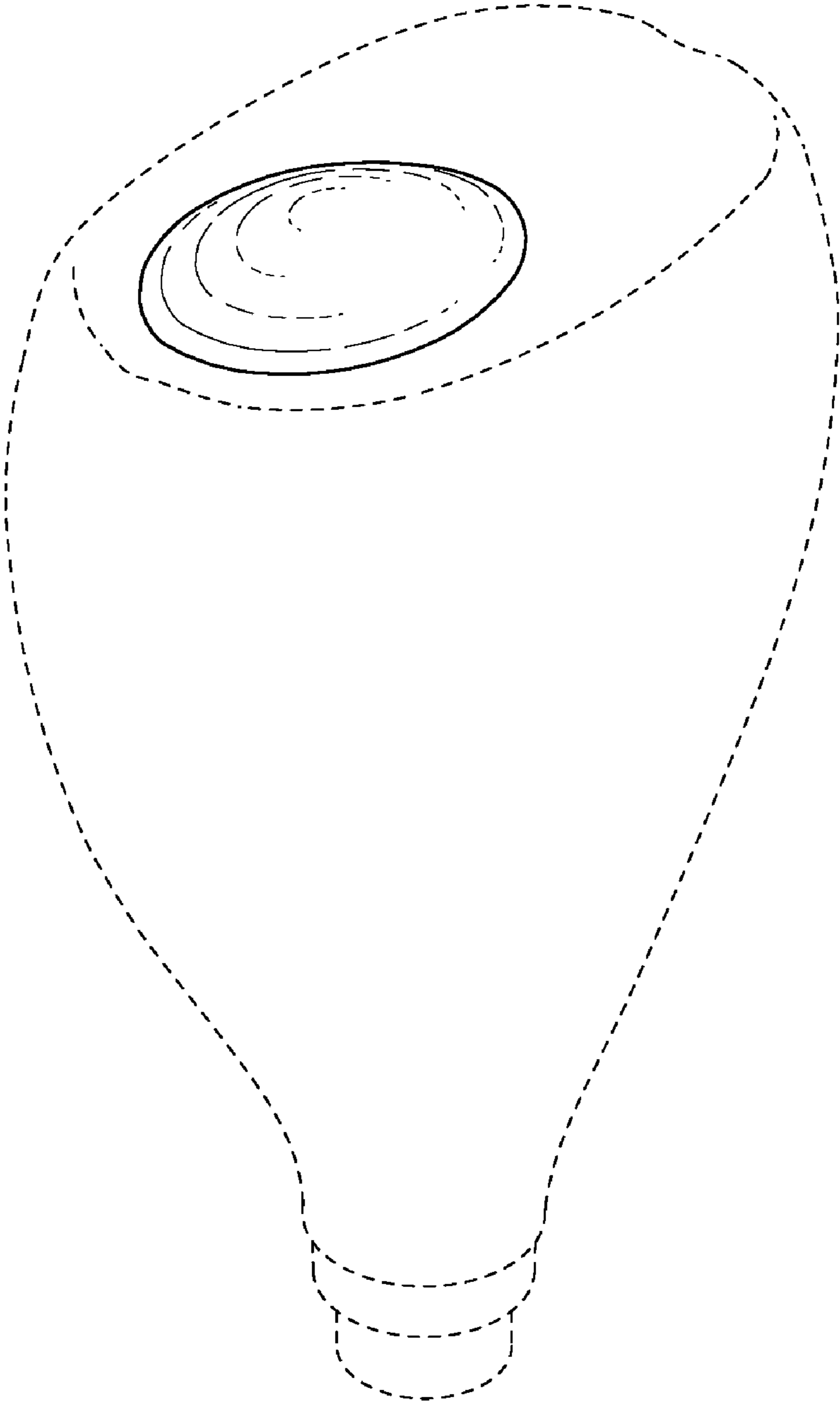


FIG. 1

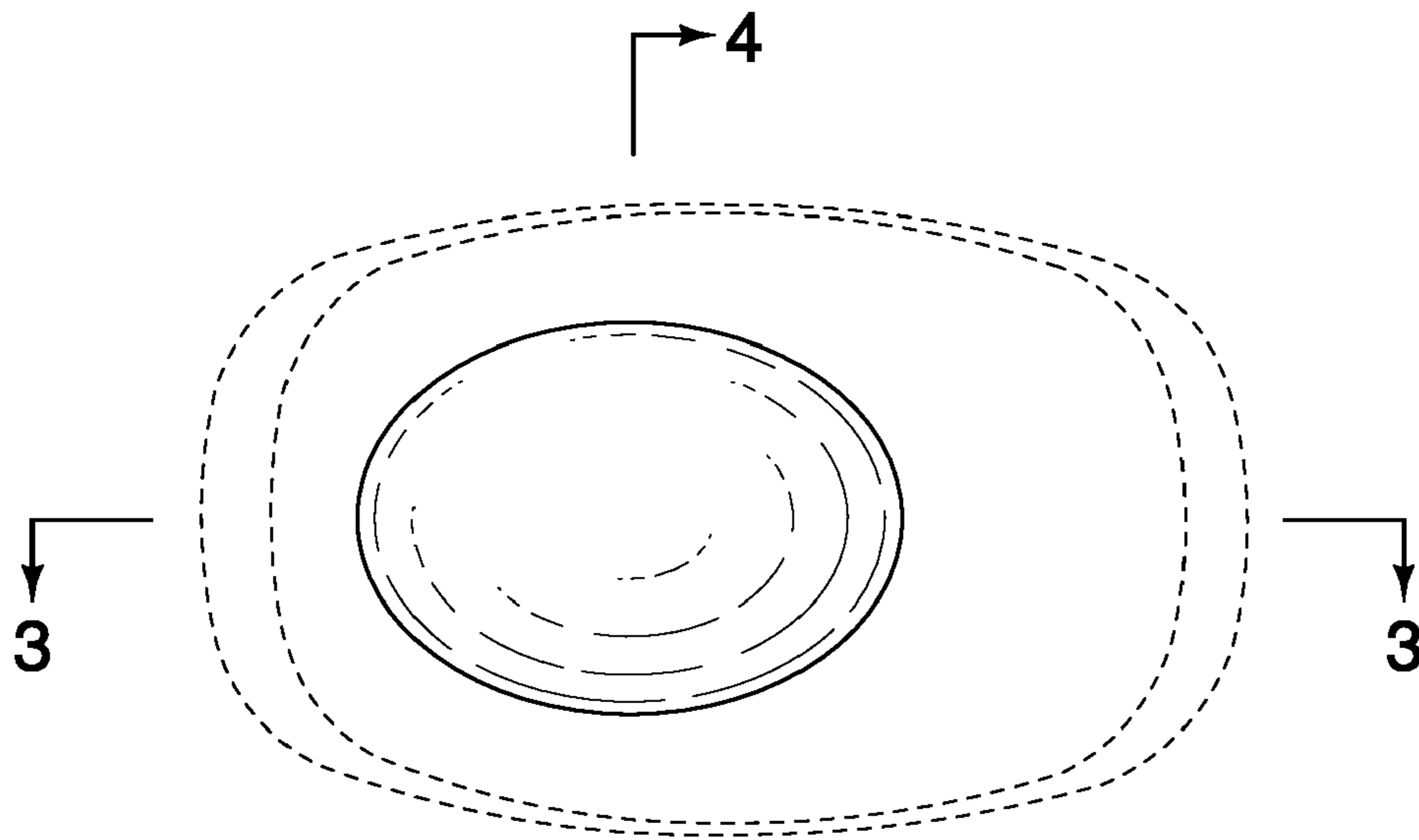


FIG. 2




FIG. 3

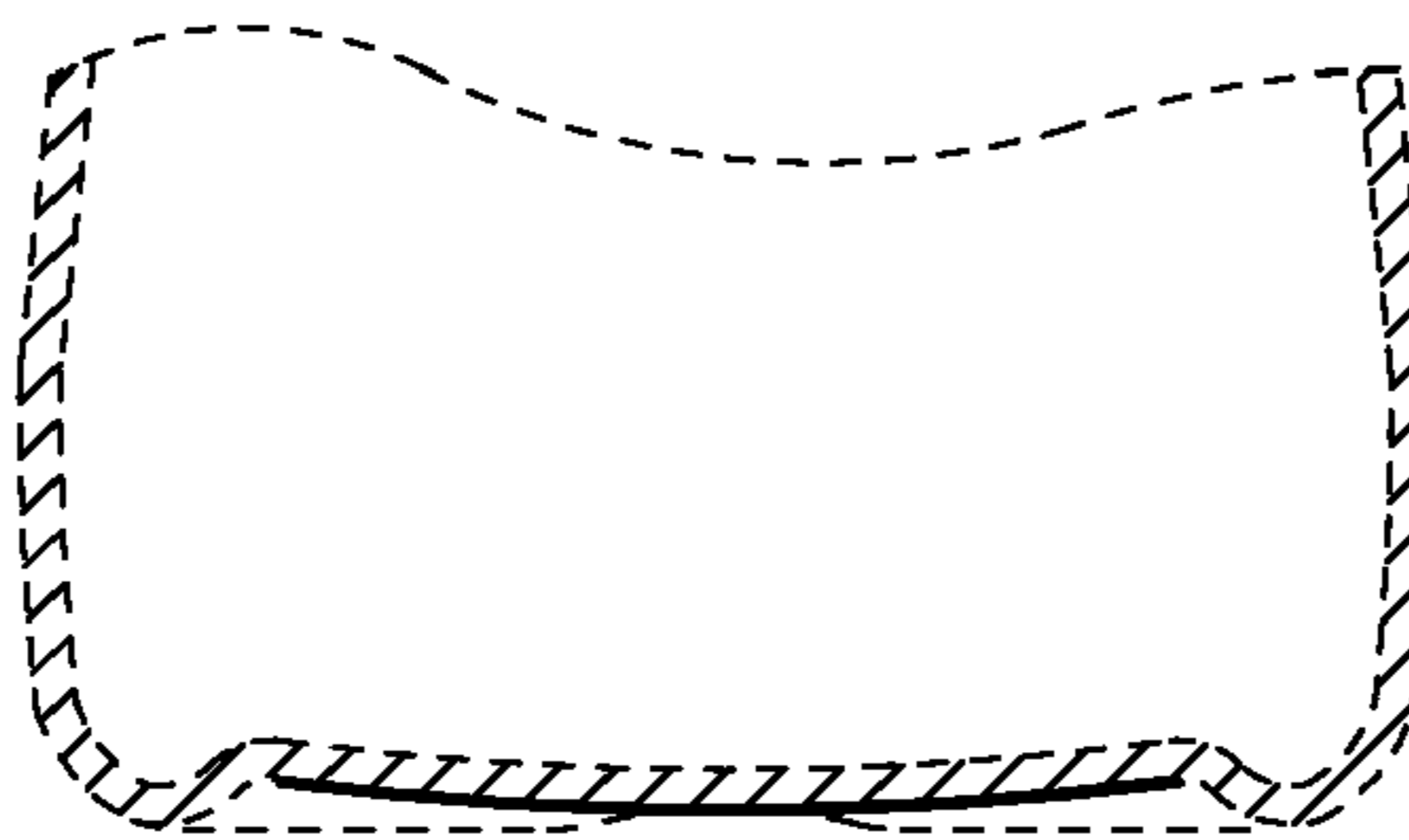


FIG. 4