



US00D598283S

(12) **United States Design Patent**
Ames et al.

(10) **Patent No.:** **US D598,283 S**
(45) **Date of Patent:** **** Aug. 18, 2009**

(54) **PORTION OF A SPRAYER HEAD**

(75) Inventors: **Gregory Churchill Ames**, Cincinnati, OH (US); **John William Koenig**, Cincinnati, OH (US); **Tony Christopher Siebel**, Cincinnati, OH (US); **Lawrence E. Barbera**, Covington, KY (US)

(73) Assignee: **The Procter & Gamble Company**, Cincinnati, OH (US)

(**) Term: **14 Years**

(21) Appl. No.: **29/334,611**

(22) Filed: **Mar. 30, 2009**

Related U.S. Application Data

(62) Division of application No. 29/326,629, filed on Oct. 22, 2008, now Pat. No. Des. 591,612, which is a division of application No. 29/289,820, filed on Aug. 2, 2007, now Pat. No. Des. 581,789.

(51) **LOC (9) Cl.** **09-07**

(52) **U.S. Cl.** **D9/448**

(58) **Field of Classification Search** D9/688, D9/686, 685, 682, 448, 447; D23/238, 226, D23/213; 222/402.15, 383.1, 153.11, 153.02
See application file for complete search history.

(56) **References Cited**

U.S. PATENT DOCUMENTS

D476,558 S	7/2003	Cho et al.	
D489,970 S	5/2004	Nelson et al.	
D507,493 S	7/2005	Nelson et al.	
D537,359 S	2/2007	Butler et al.	
D539,142 S	3/2007	Butler et al.	
D559,682 S	1/2008	Meeker et al.	
D569,247 S *	5/2008	Decottignies	D9/448
D569,723 S *	5/2008	Sellick	D9/448
D580,761 S *	11/2008	Sweeton	D9/448

D581,789 S	12/2008	Ames et al.	
D582,272 S *	12/2008	Cichy	D9/448
D583,668 S *	12/2008	Sweeton	D9/448
2004/0222246 A1	11/2004	Bates et al.	

FOREIGN PATENT DOCUMENTS

EM	000010137.0011	9/2003
EM	000061221.0001	12/2003
EM	000097969.0001	2/2004
EM	000162433.0001	6/2004
EM	000185327.0001	8/2004
EM	000684063.0003	4/2007
EM	000381454.0002	5/2007
EM	000739883.0001	7/2007
EM	000739883-0002	7/2007
GB	001019547	2/1985

OTHER PUBLICATIONS

U.S. Appl. No. 29/326,629, filed Oct. 22, 2008, Ames et al.

* cited by examiner

Primary Examiner—Susan Bennett Hattan

(74) *Attorney, Agent, or Firm*—Larry L. Huston

(57) **CLAIM**

The ornamental design for a portion of a sprayer head, as shown and described.

DESCRIPTION

FIG. 1 is a perspective view of a portion of a sprayer head, according to the present invention;

FIG. 2 is a side elevational view thereof;

FIG. 3 is an opposite side elevational view thereof;

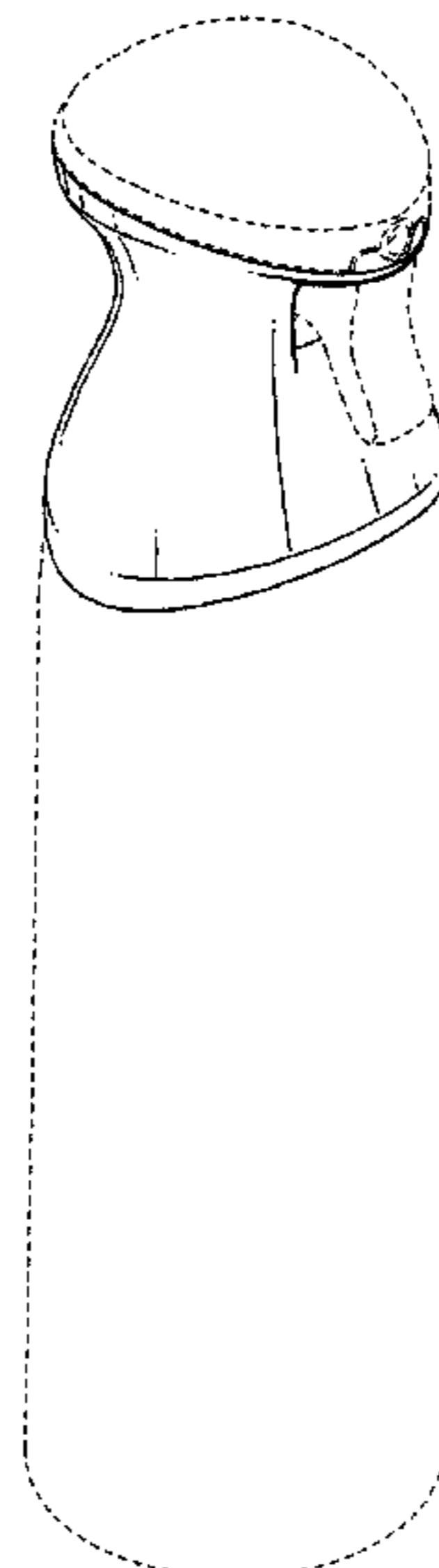
FIG. 4 is a front view thereof;

FIG. 5 is a rear view thereof;

FIG. 6 is a top view thereof; and,

FIG. 7 is a bottom view thereof.

1 Claim, 4 Drawing Sheets



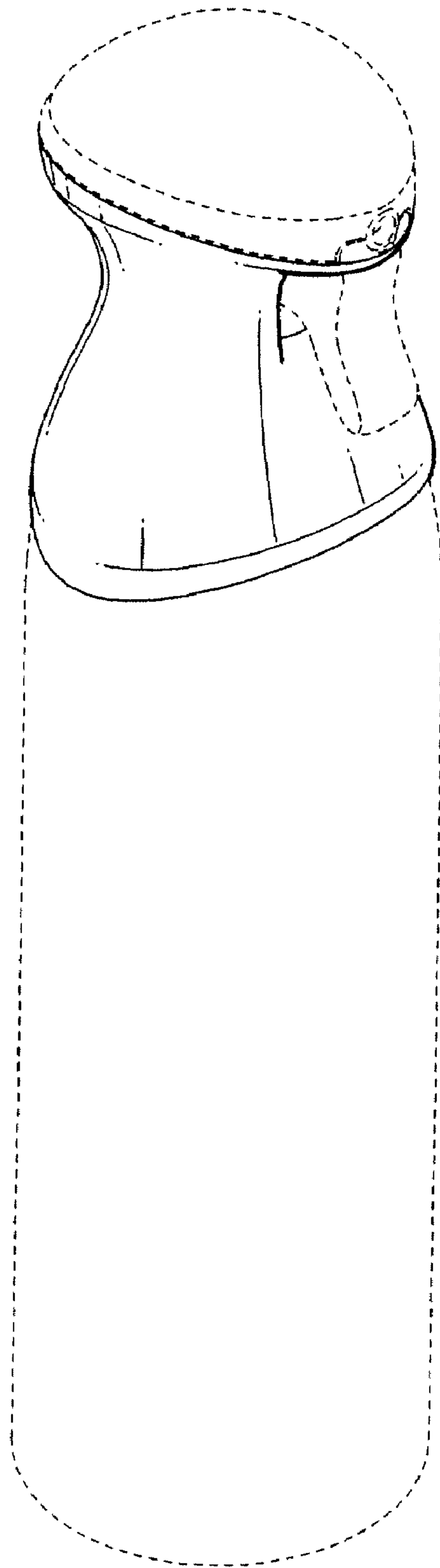


FIG. 1




FIG. 2




FIG. 3




FIG. 4




FIG. 5

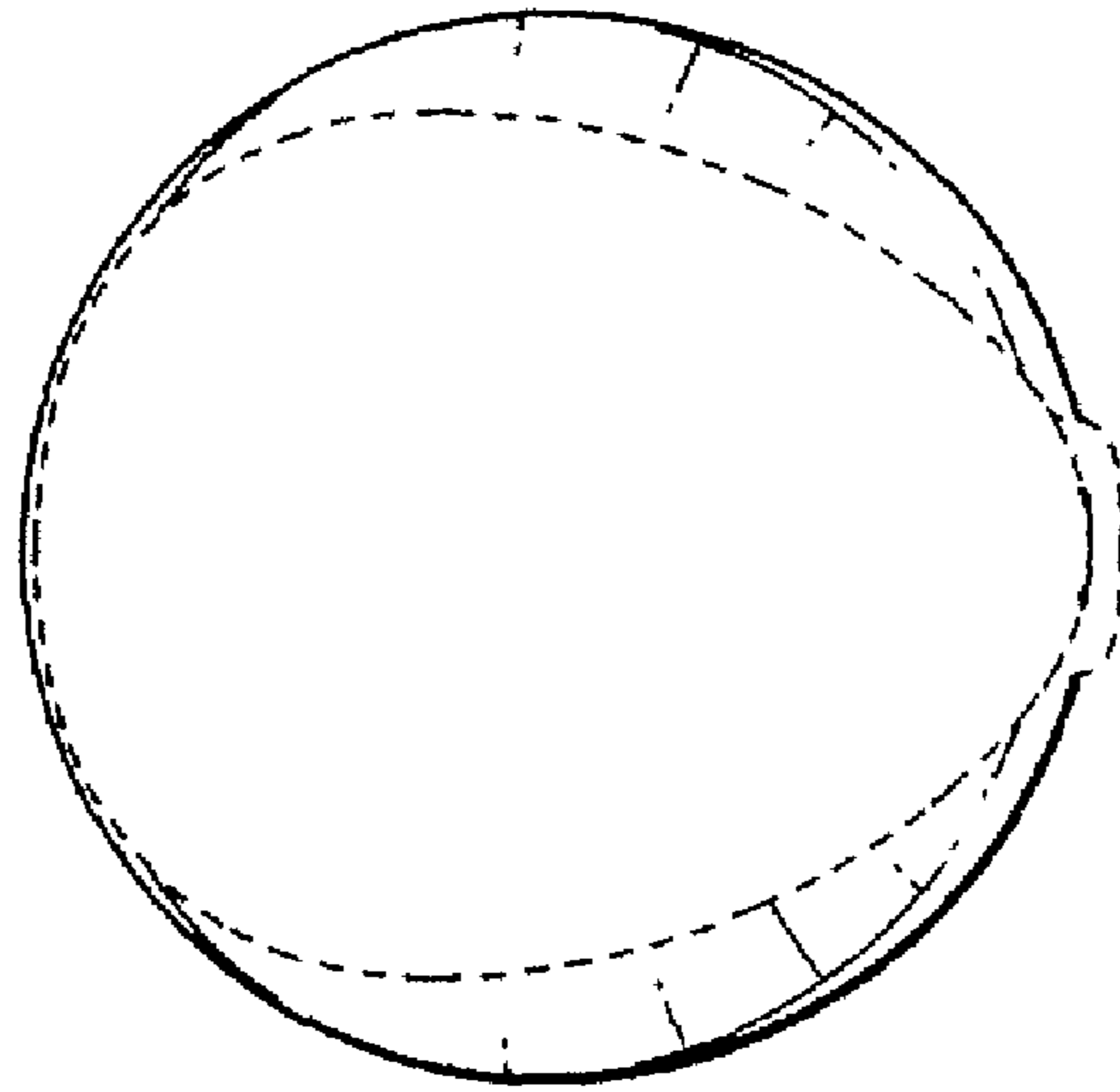


FIG. 6

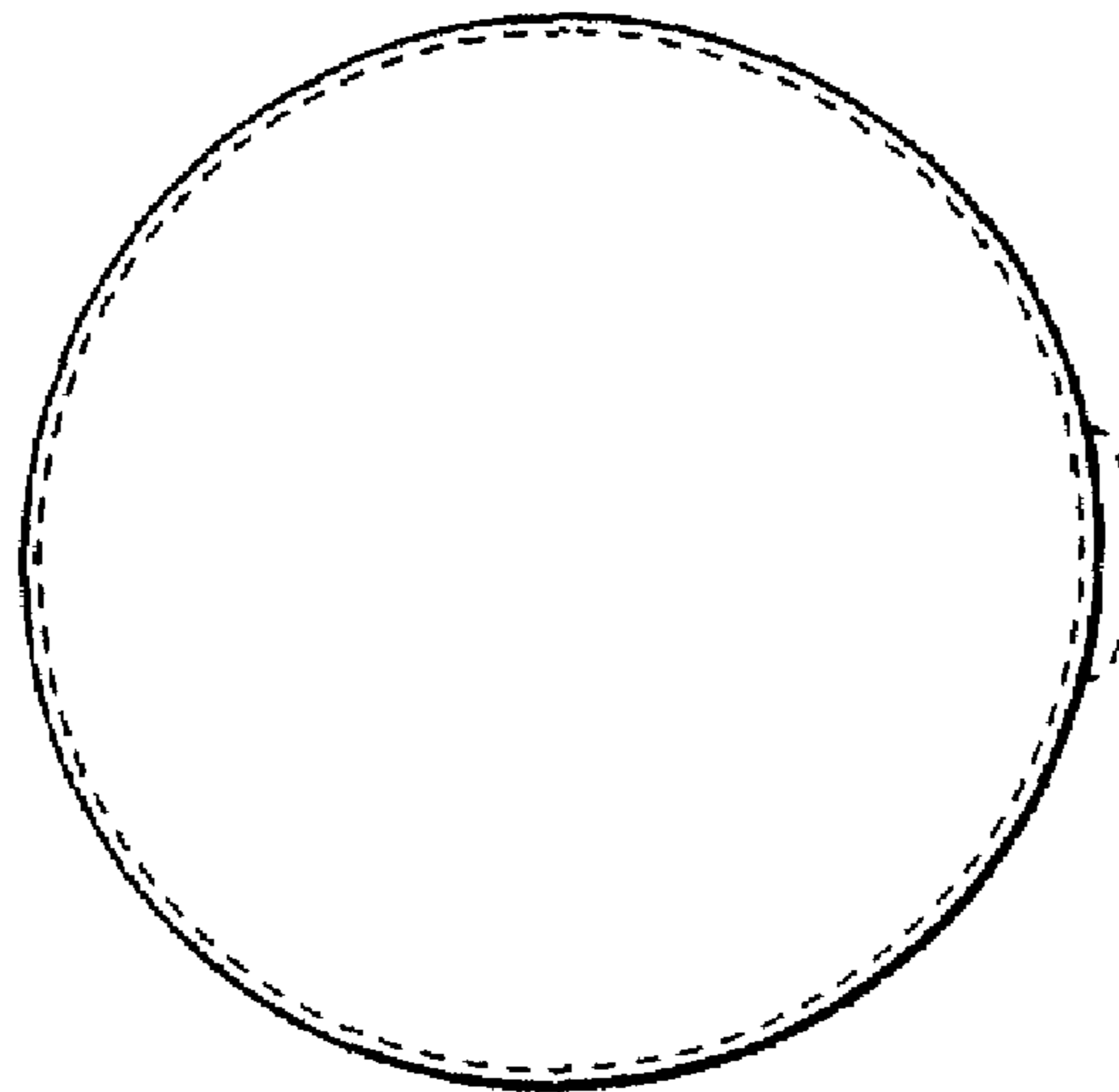


FIG. 7