



US00D598251S

(12) **United States Design Patent**  
**Ikoma et al.**

(10) **Patent No.:** **US D598,251 S**  
(45) **Date of Patent:** **\*\* Aug. 18, 2009**

(54) **SCOOP**

(75) Inventors: **Sayaka Ikoma**, Ashiya (JP); **Shin Hayashi**, Tsu (JP); **Teruhisa Hirano**, Kobe (JP)

(73) Assignee: **The Procter & Gamble Company**, Cincinnati, OH (US)

(\*\*) Term: **14 Years**

(21) Appl. No.: **29/320,260**

(22) Filed: **Jun. 24, 2008**

**Related U.S. Application Data**

(62) Division of application No. 29/291,022, filed on Aug. 10, 2007, now Pat. No. Des. 583,635.

(51) **LOC (9) Cl.** ..... **07-02**

(52) **U.S. Cl.** ..... **D7/691**; D10/46.2

(58) **Field of Classification Search** ..... D7/653-664,  
D7/691, 692, 669; 73/426-429; 294/55;  
30/324-328; D10/46.2, 46.3  
See application file for complete search history.

(56) **References Cited**

**U.S. PATENT DOCUMENTS**

D91,251 S \* 12/1933 Rettich ..... D10/46.2  
D156,814 S \* 1/1950 Chester ..... D10/46.3  
D167,580 S \* 8/1952 McFarland ..... D10/46.2

3,195,782 A \* 7/1965 Eckley ..... 73/427  
D396,011 S \* 7/1998 Henriksson ..... D10/46.2  
5,918,922 A \* 7/1999 Lathrop et al. .... 294/55  
D460,328 S \* 7/2002 de Groote et al. .... D7/691

\* cited by examiner

*Primary Examiner*—Terry A Wallace

(74) *Attorney, Agent, or Firm*—Idris N. McKelvey; Laura R. Grunzinger; Kim W. Zerby

(57) **CLAIM**

The ornamental design for a scoop, as shown and described.

**DESCRIPTION**

FIG. 1 is a perspective view of the scoop, embodying our new design;

FIG. 2 is a front view thereof;

FIG. 3 is a left side view thereof;

FIG. 4 is a right side view thereof;

FIG. 5 is a top plan view thereof;

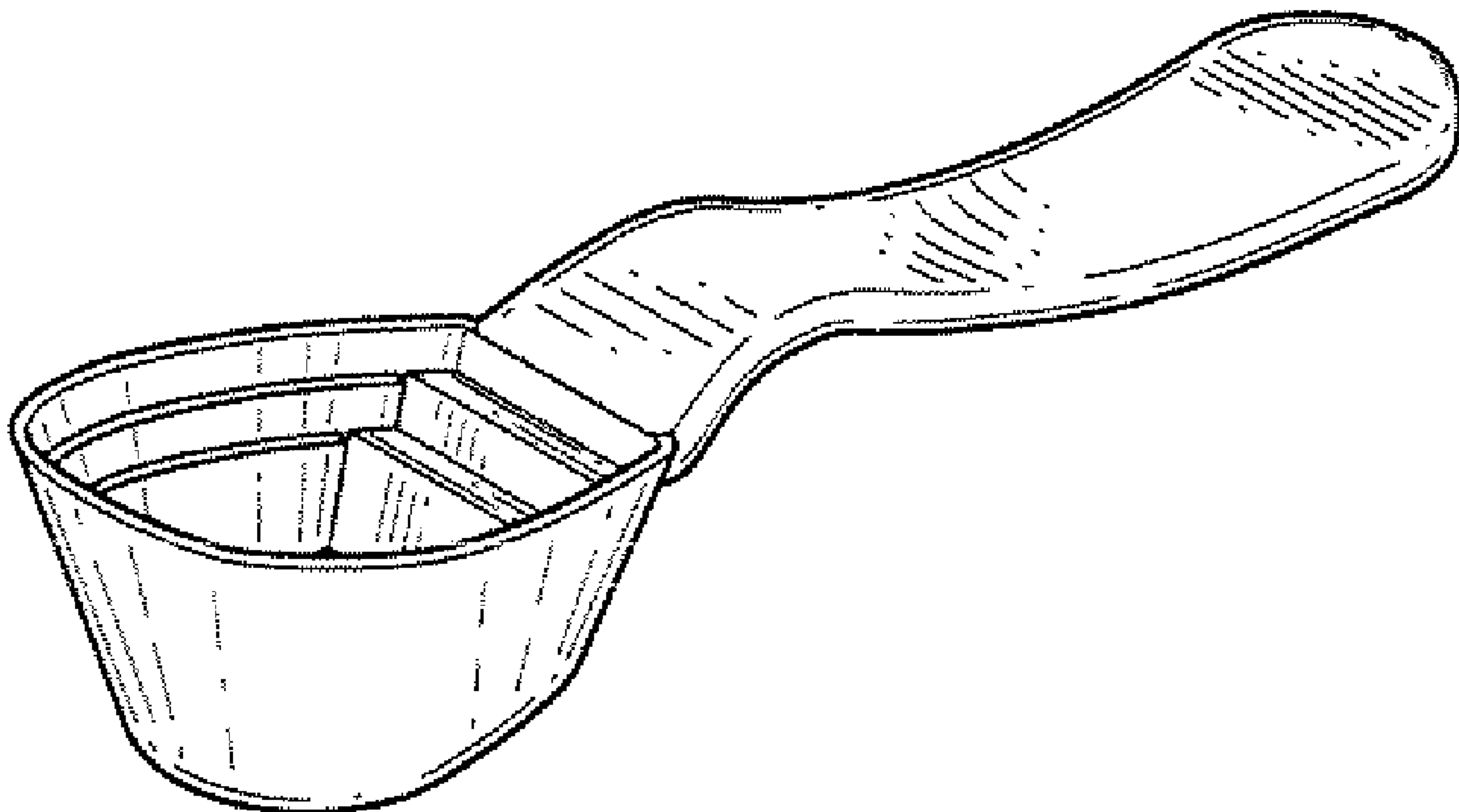
FIG. 6 is a bottom view thereof; and,

FIG. 7 is a cross sectional view thereof.

The broken lines shown in the drawings are for illustrative purposes only and form no part of the claimed design.

A back view is omitted because it is a mirror image of a front view.

**1 Claim, 3 Drawing Sheets**



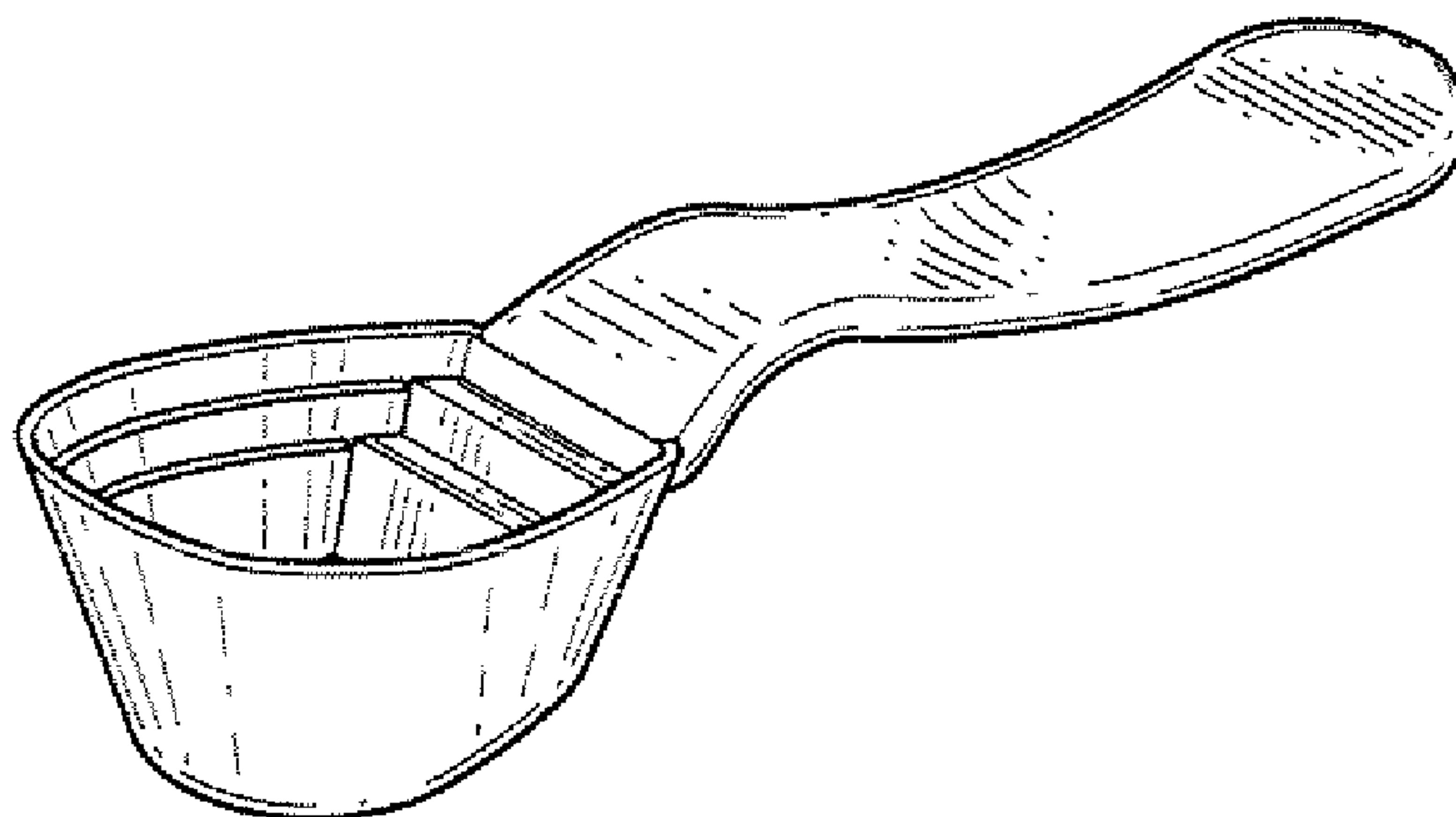


Fig. 1




Fig. 2

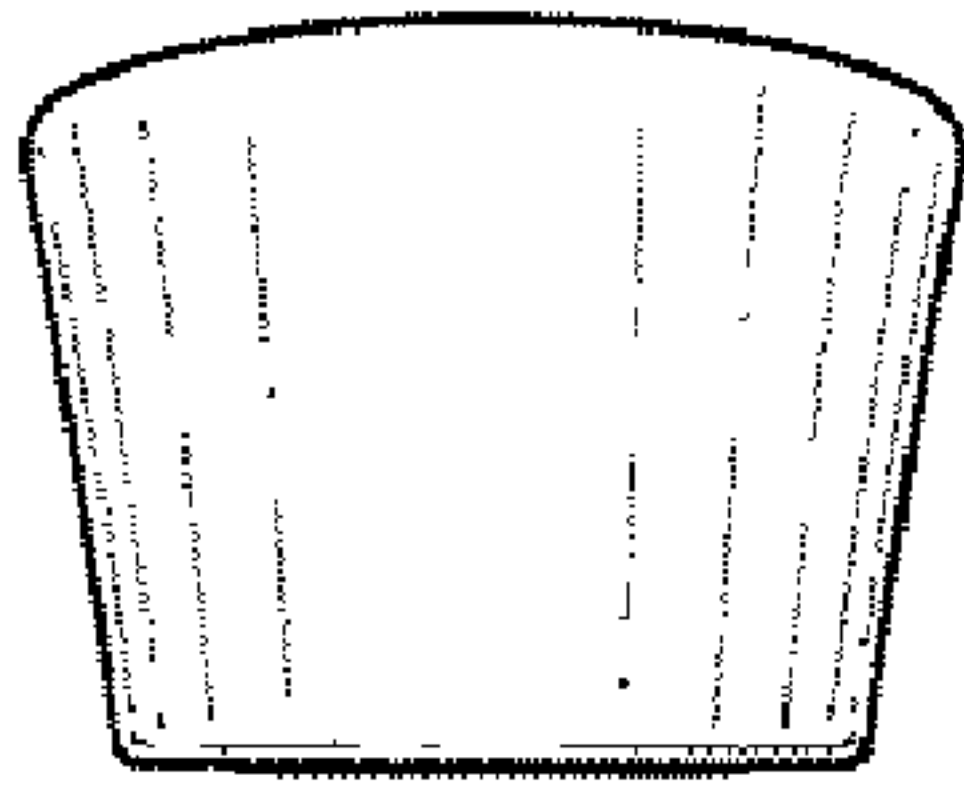


Fig. 3

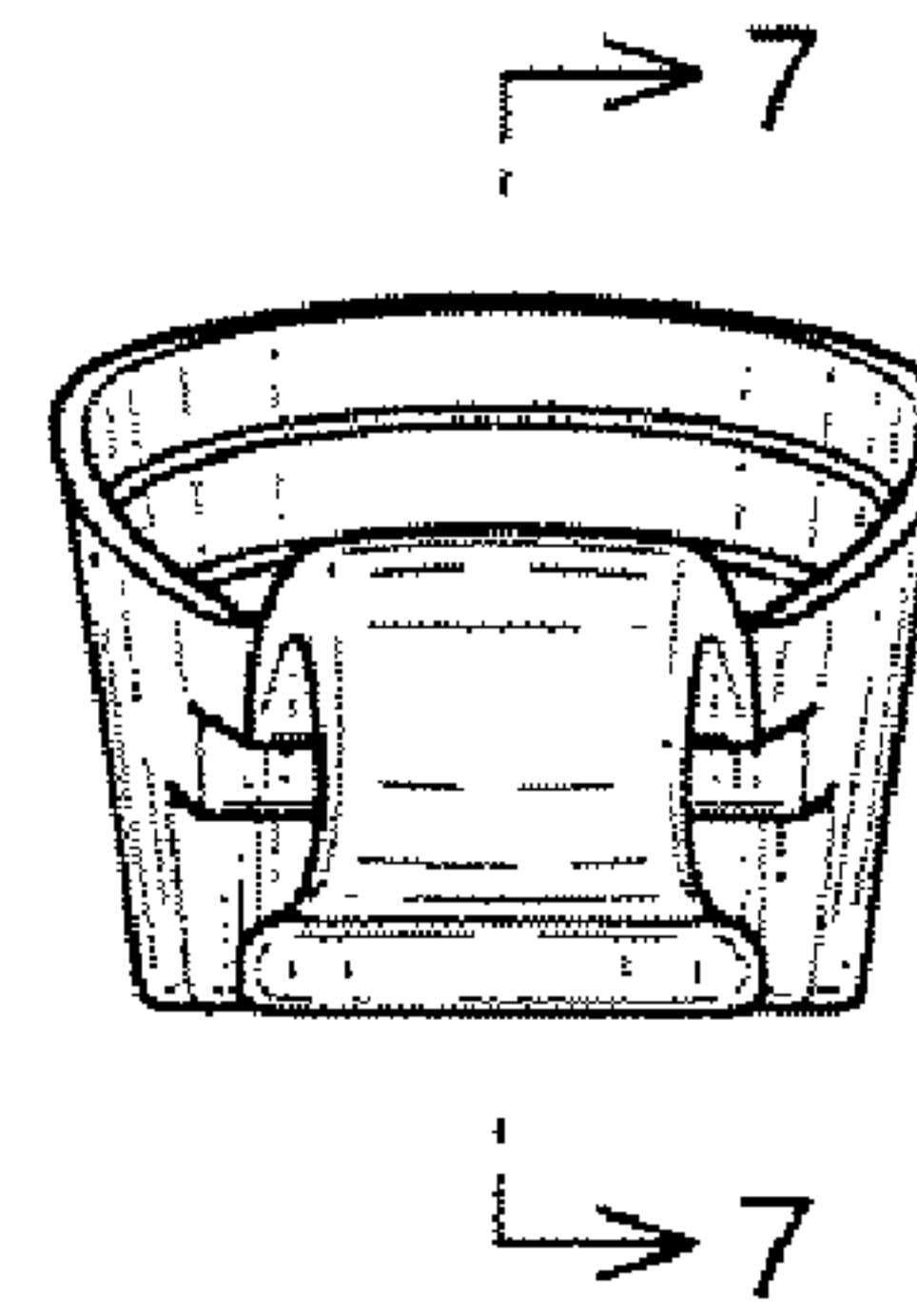


Fig. 4

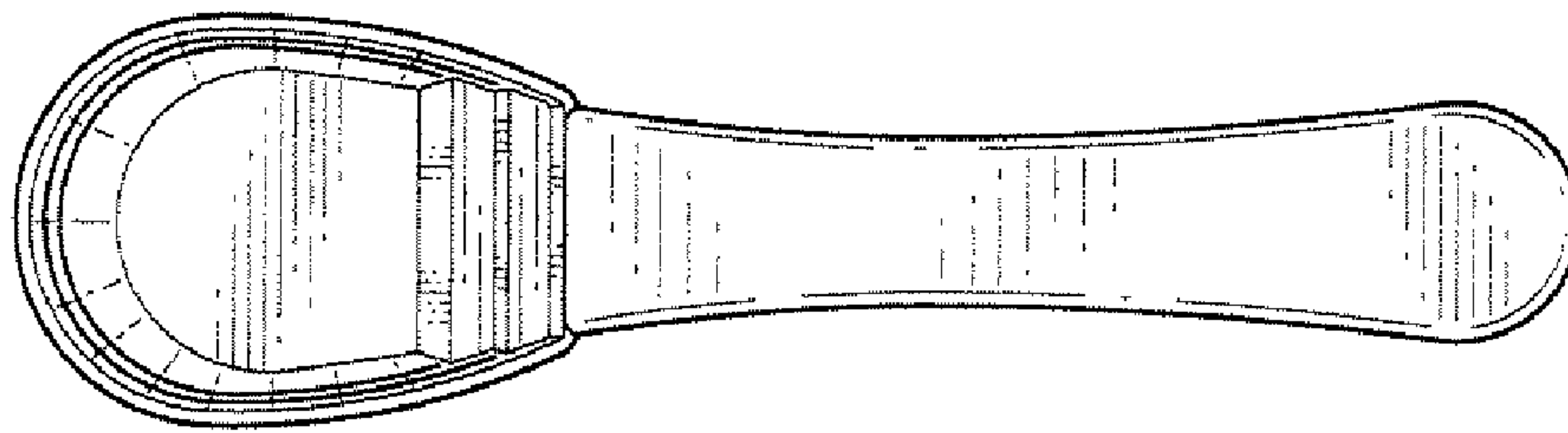


Fig. 5

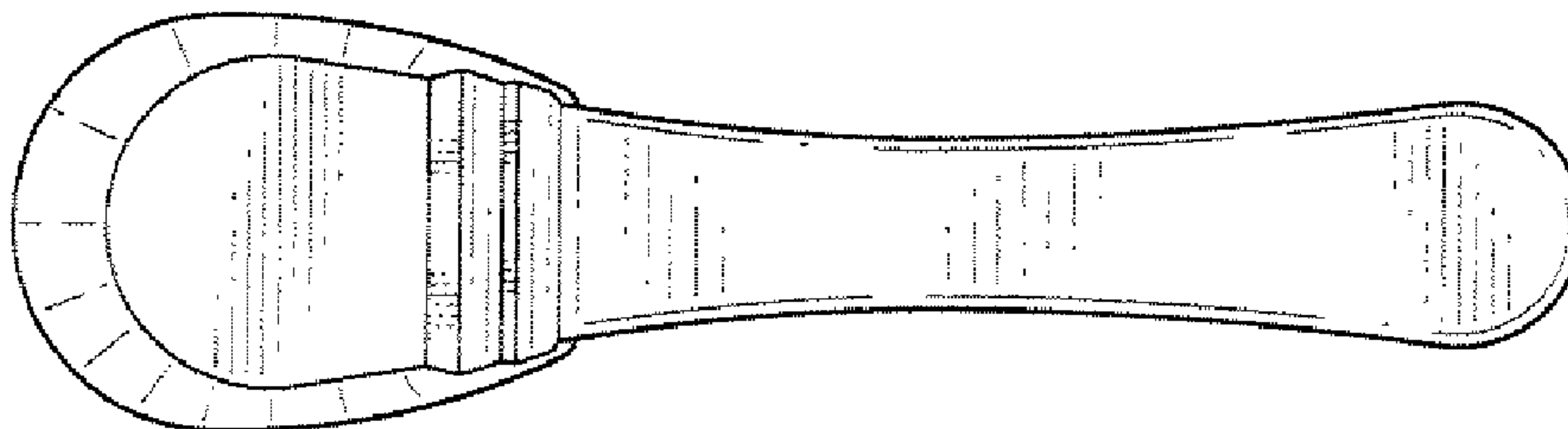


Fig. 6

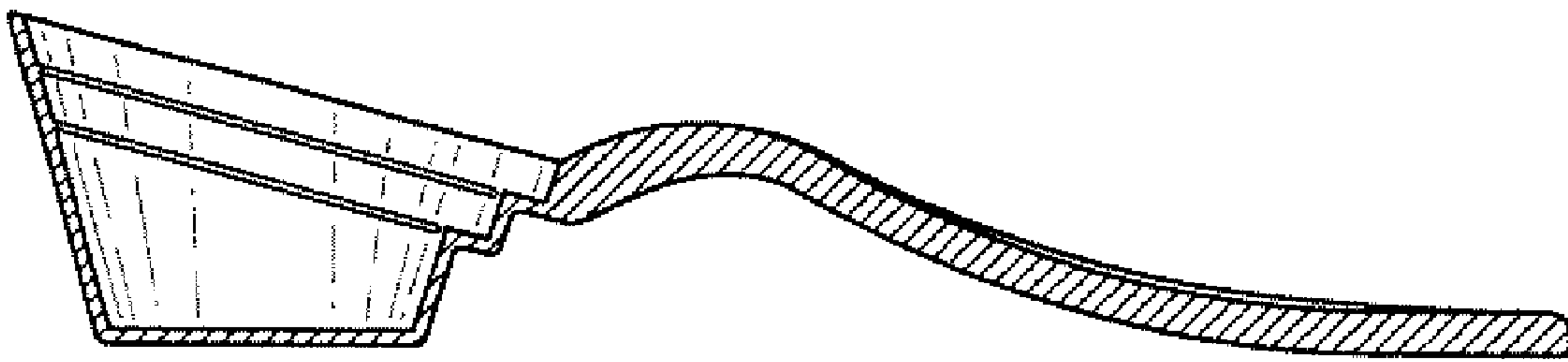


Fig. 7