



US00D598221S

(12) **United States Design Patent**
Zarelius

(10) **Patent No.:** **US D598,221 S**

(45) **Date of Patent:** **** Aug. 18, 2009**

(54) **BASE**

(75) Inventor: **Christer Zarelius**, Stockholm (SE)

(73) Assignee: **Expand International AB**, Stockholm (SE)

(**) Term: **14 Years**

(21) Appl. No.: **29/290,290**

(22) Filed: **Nov. 15, 2007**

(30) **Foreign Application Priority Data**

May 15, 2007 (EM) 000723341-0001

(51) **LOC (9) Cl.** **06-04**

(52) **U.S. Cl.** **D6/495**

(58) **Field of Classification Search** D6/480-489,
D6/495-496, 498-499, 429, 397, 466; 108/50,
108/33, 139, 150, 147, 127; D27/102, 133-135;
D8/349; D11/166, 182

See application file for complete search history.

(56) **References Cited**

U.S. PATENT DOCUMENTS

D324,946 S * 3/1992 Karten D3/17

D328,990 S * 9/1992 Kwiescinski D6/480

D330,816 S * 11/1992 Phillips D6/457

D411,653 S * 6/1999 Richey et al. D3/10

D476,177 S * 6/2003 Hennessey D6/495

D498,611 S * 11/2004 Lin et al. D6/449

* cited by examiner

Primary Examiner—Elizabeth A Albert

Assistant Examiner—Kelley A Donnelly

(74) *Attorney, Agent, or Firm*—Ohlandt, Greeley, Ruggiero & Perle, L.L.P.

(57) **CLAIM**

The ornamental design for a “base,” as shown and described.

DESCRIPTION

FIG. 1 is a top perspective view of the base;

FIG. 2 is a front side view of the base;

FIG. 3 is a back side view of the base;


FIG. 4 is a left side view of the base;

FIG. 5 is a right side view of the base;

FIG. 6 is a top view of the base; and,

FIG. 7 is a bottom view of the base.

1 Claim, 4 Drawing Sheets






Fig. 1

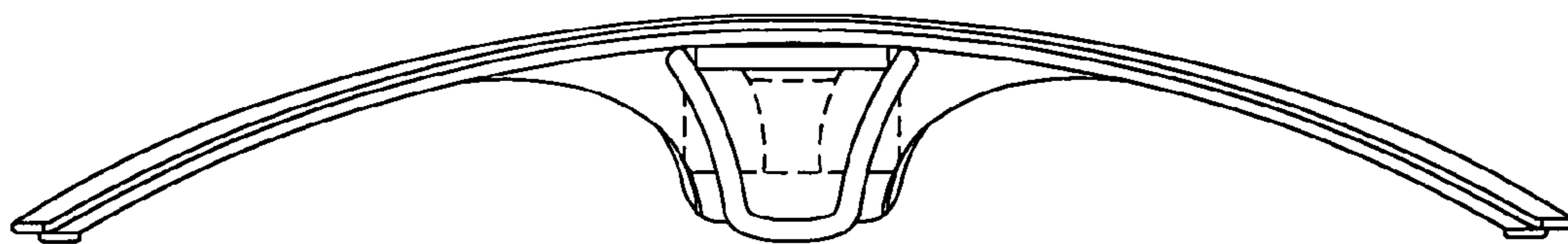


Fig. 2

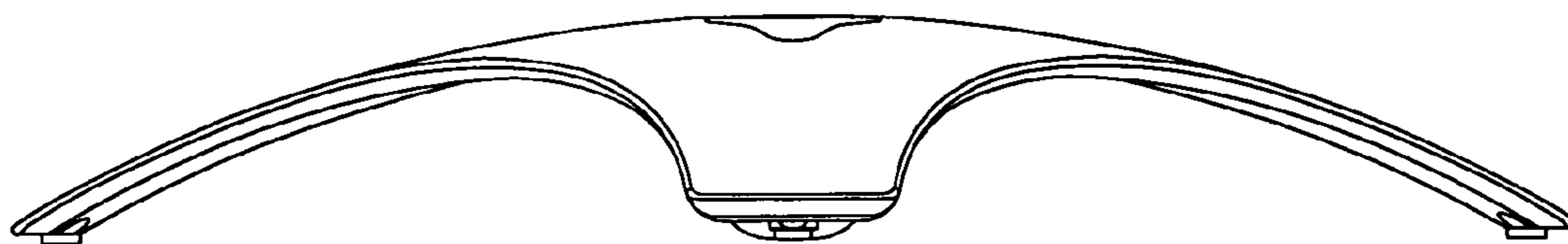


Fig. 3

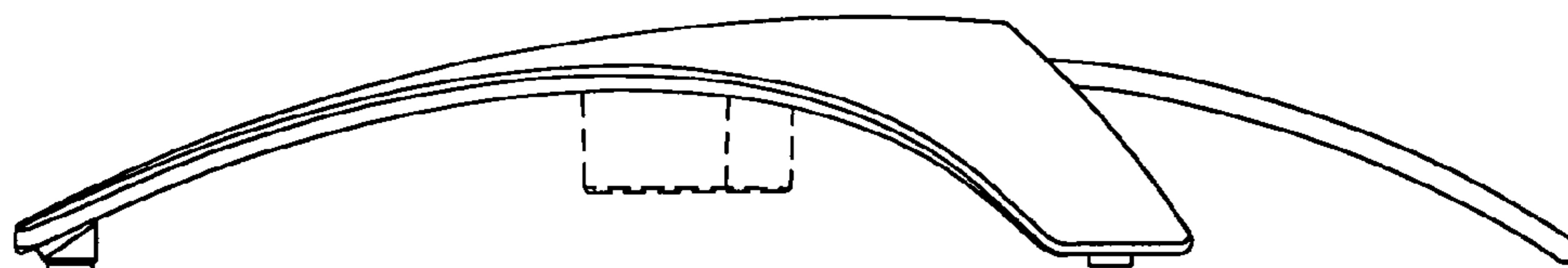


Fig. 4

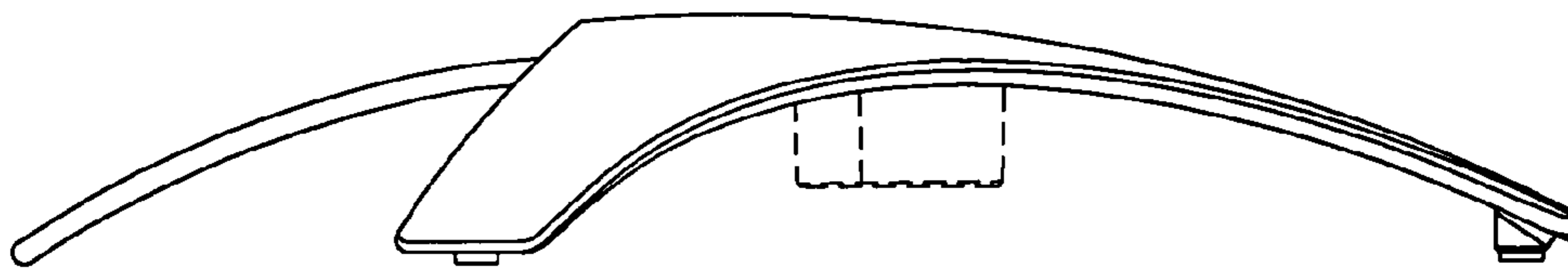


Fig. 5

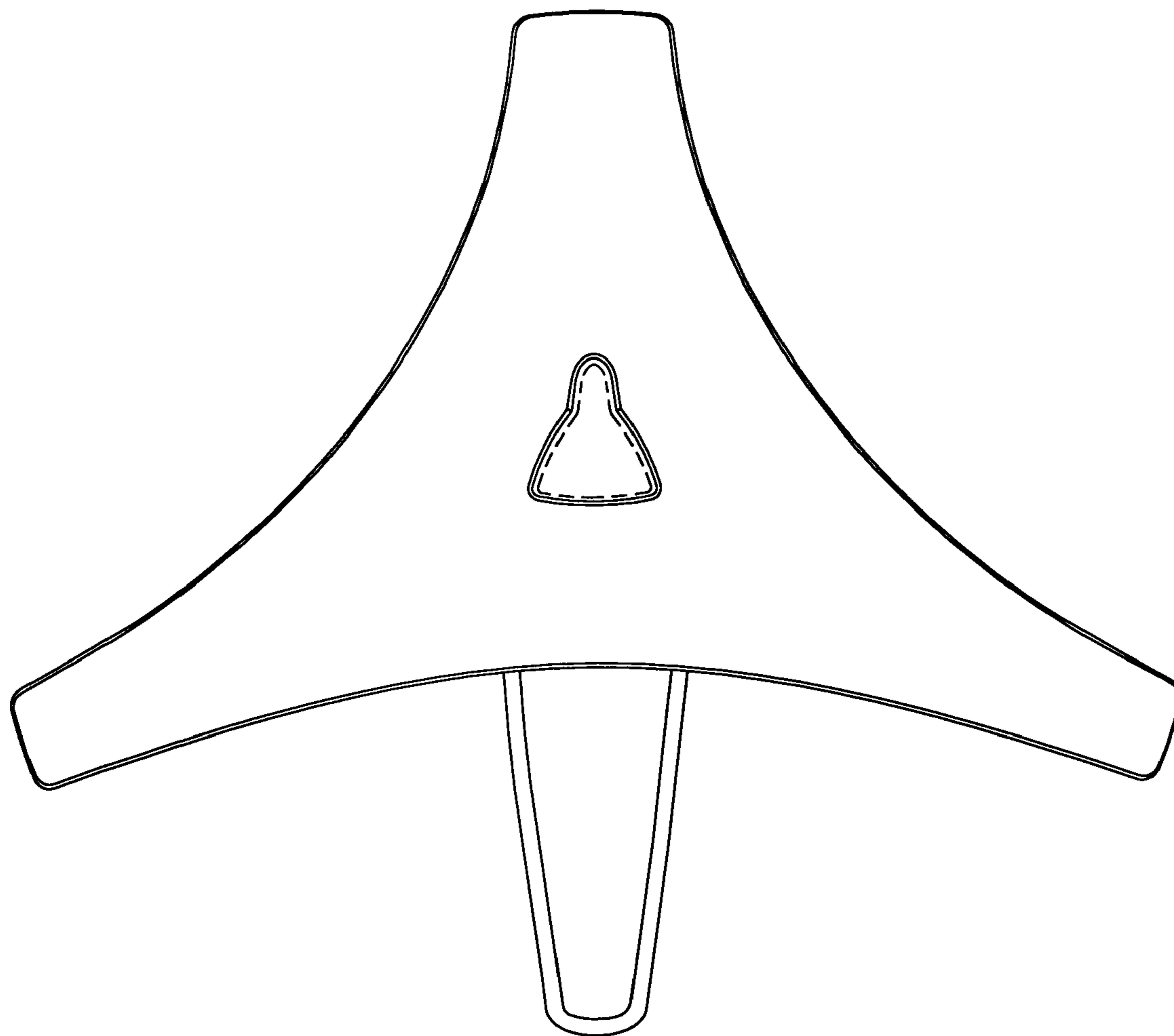


Fig. 6

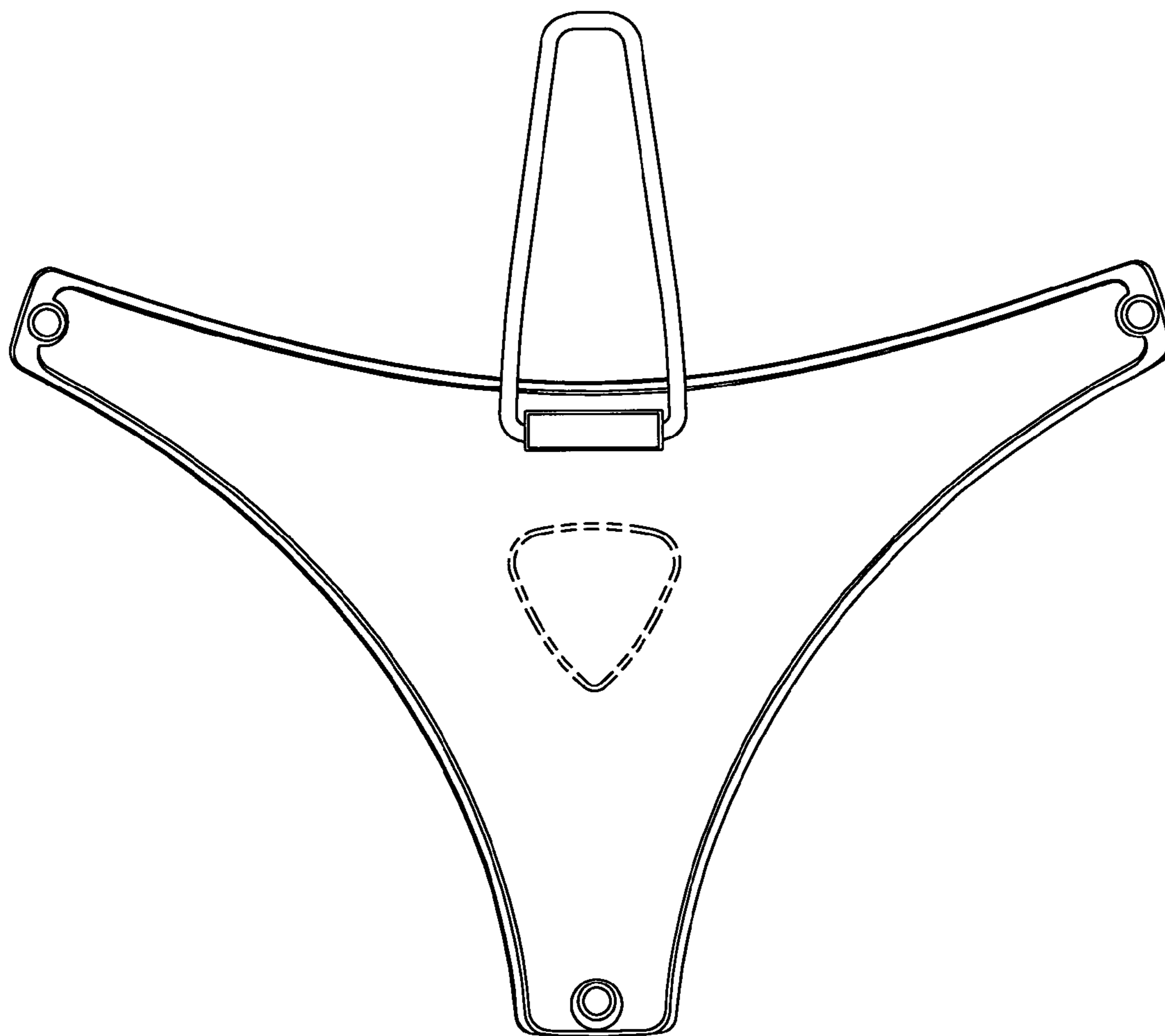


Fig. 7