



US00D598198S

(12) **United States Design Patent**
Crossman

(10) **Patent No.:** **US D598,198 S**

(45) **Date of Patent:** **** Aug. 18, 2009**

(54) **REPLACEMENT HEAD FOR AN ELECTRIC TOOTHBRUSH**

(75) Inventor: **Scott P. Crossman**, Rockford, MI (US)

(73) Assignee: **Ranir, LLC**, Grand Rapids, MI (US)

(**) Term: **14 Years**

(21) Appl. No.: **29/319,972**

(22) Filed: **Jun. 18, 2008**

Related U.S. Application Data

(63) Continuation-in-part of application No. 29/297,636, filed on Nov. 15, 2007, now Pat. No. Des. 577,492.

(51) **LOC (9) Cl.** **04-02**

(52) **U.S. Cl.** **D4/101**

(58) **Field of Classification Search** D4/101,
D4/104-112, 134; 15/167.1, 167.2, 176.1;
132/308-311

See application file for complete search history.

(56) **References Cited**

U.S. PATENT DOCUMENTS

D297,784	S	*	9/1988	Moret	D4/101
5,121,520	A	*	6/1992	Brice	15/167.1
5,269,038	A	*	12/1993	Bradley	15/167.1
D368,373	S	*	4/1996	Shimatsu et al.	D4/101
5,799,354	A	*	9/1998	Amir	15/167.1

5,842,245 A * 12/1998 Pai 15/22.1

D457,726 S * 5/2002 Tse D4/101

D476,486 S * 7/2003 Whitney et al. D4/101

D527,905 S * 9/2006 Winkler D4/101

7,356,866 B2 * 4/2008 Chan 15/22.1

* cited by examiner

Primary Examiner—Melanie H Tung

Assistant Examiner—Lavone D Tabor

(74) *Attorney, Agent, or Firm*—Warner Norcross & Judd LLP

(57) **CLAIM**

The ornamental design for a replacement head for an electric toothbrush, as shown and described.

DESCRIPTION

FIG. 1 is a perspective view of the replacement head for an electric toothbrush embodying the new design;

FIG. 2 is a right side view thereof;

FIG. 3 is a left side view thereof;

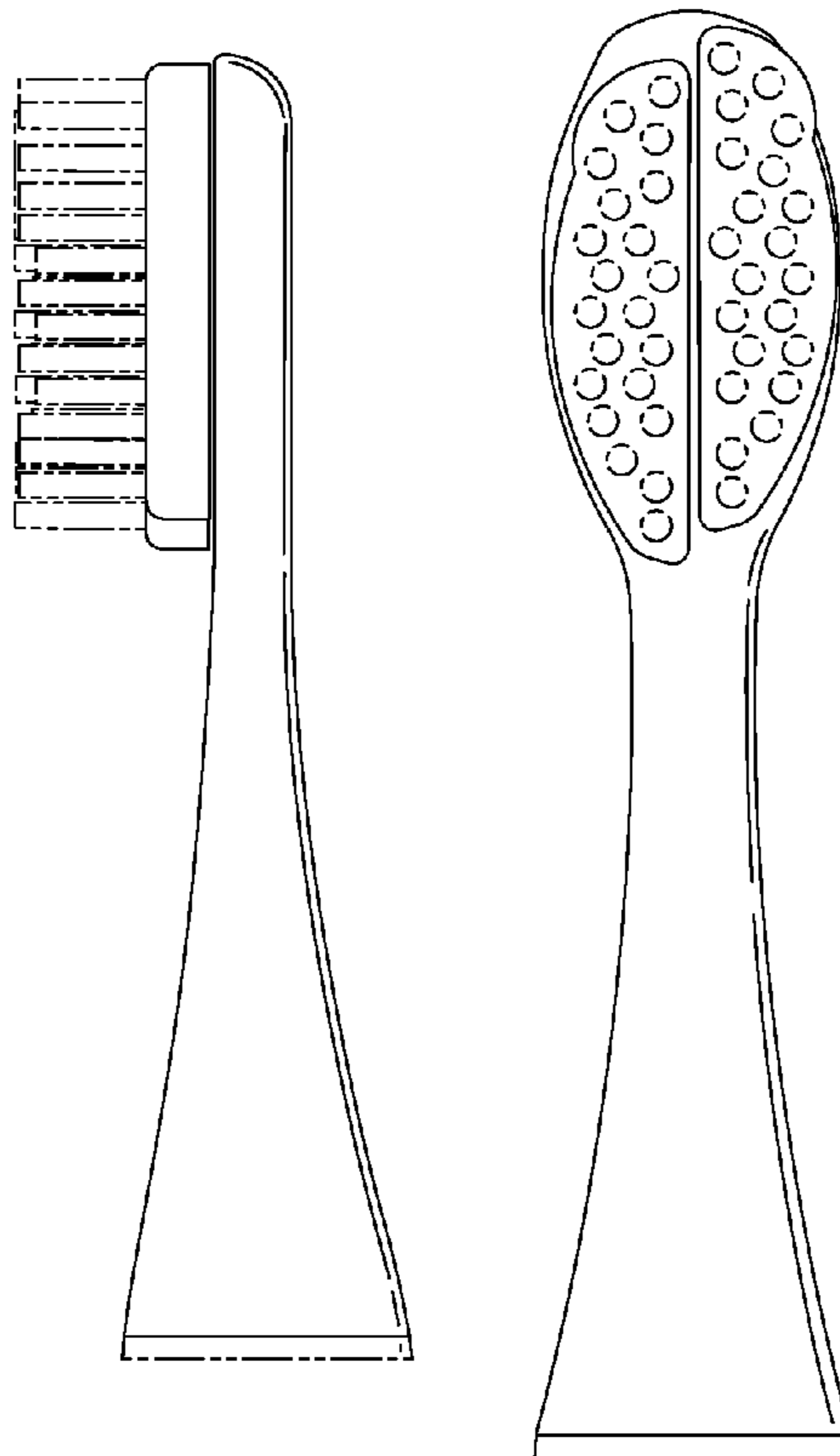
FIG. 4 is a top view thereof;

FIG. 5 is a bottom view thereof; and,

FIG. 6 is a front view thereof.

FIGS. 1-6 show portions of the replacement head for an electric toothbrush and bristle tufts in phantom lines. The portions shown in phantom lines form no part of the claimed design.

1 Claim, 3 Drawing Sheets



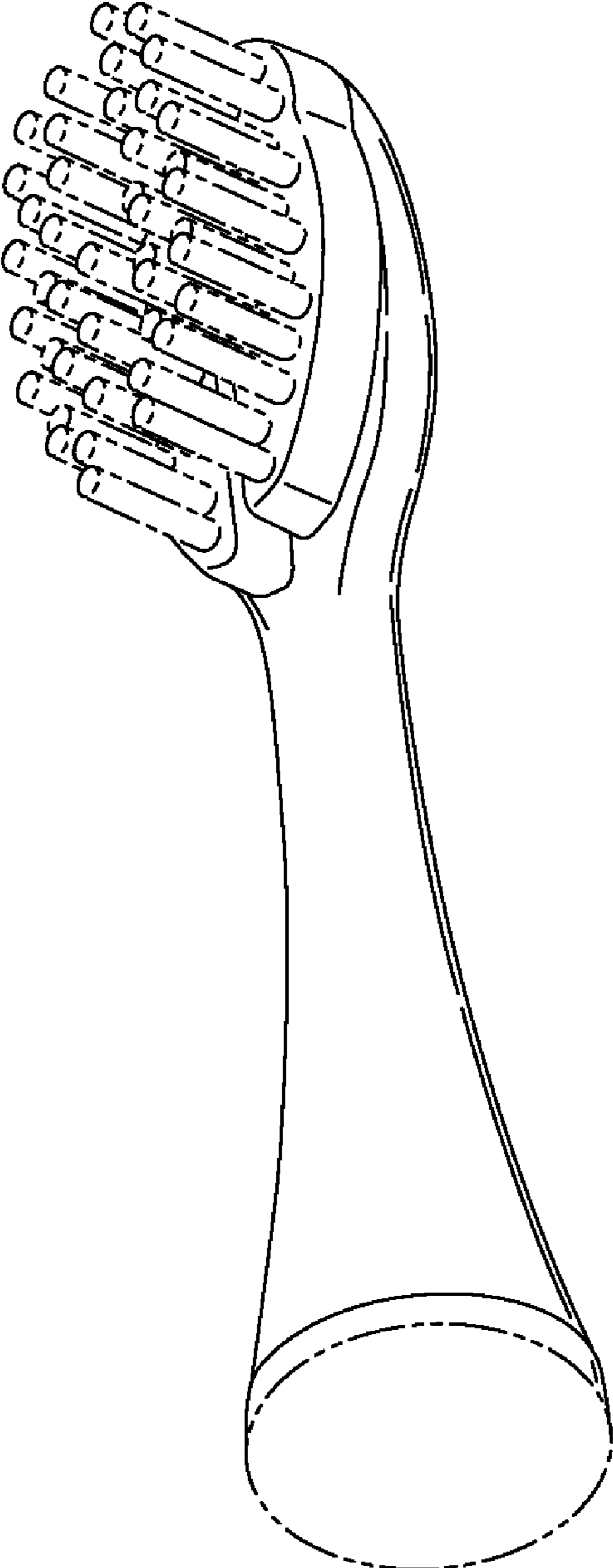


Fig. 1

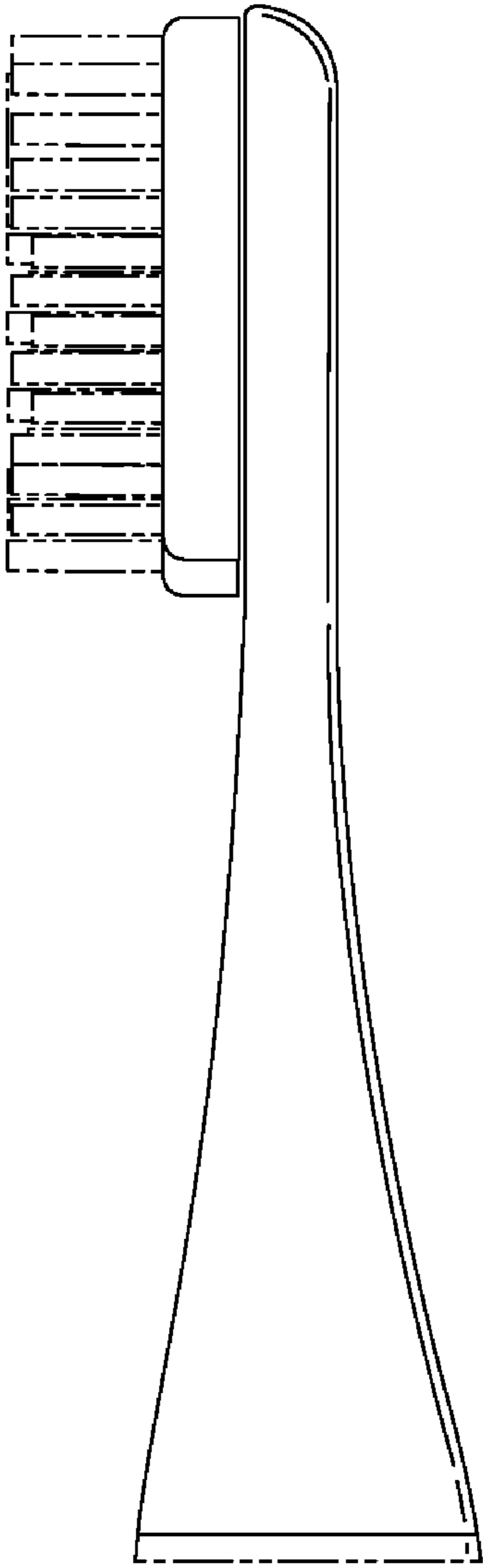


Fig. 2

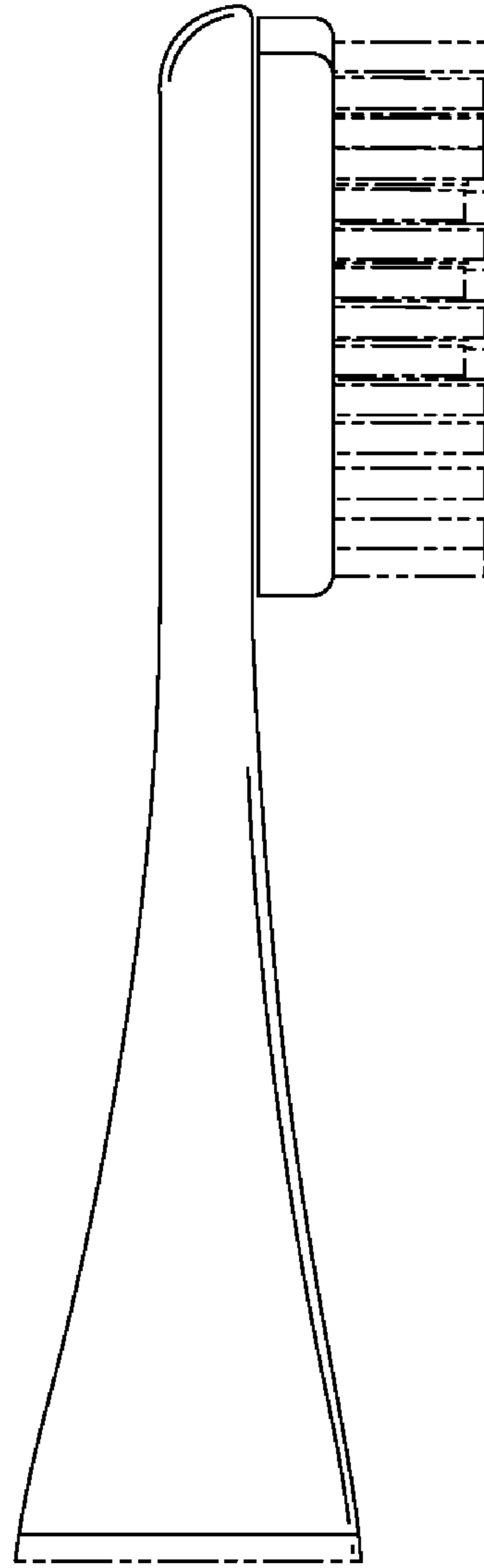


Fig. 3

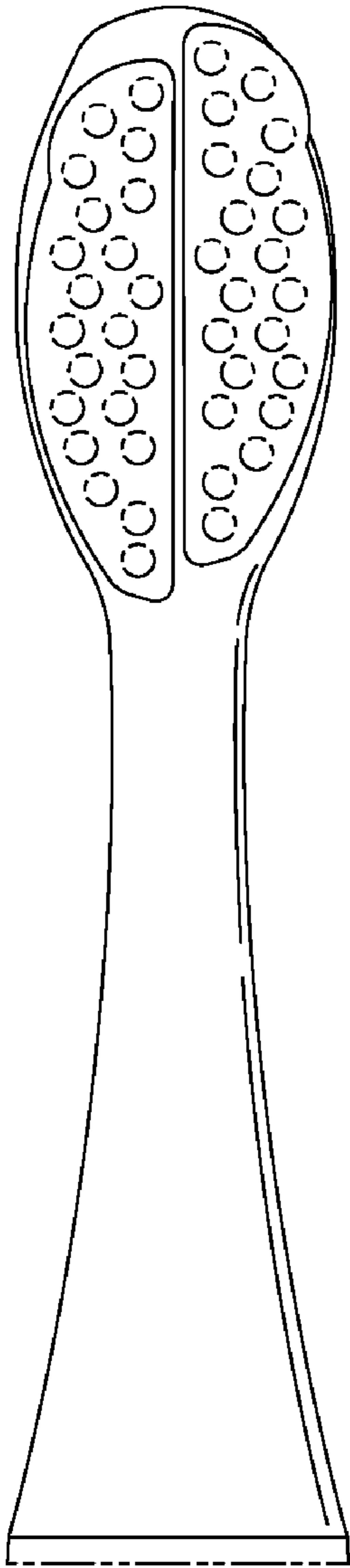


Fig. 4

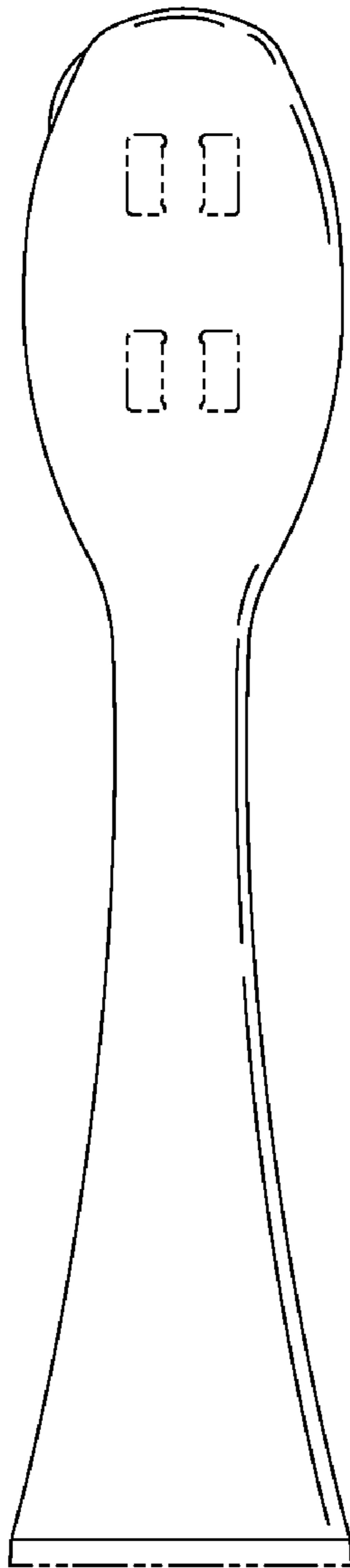


Fig. 5

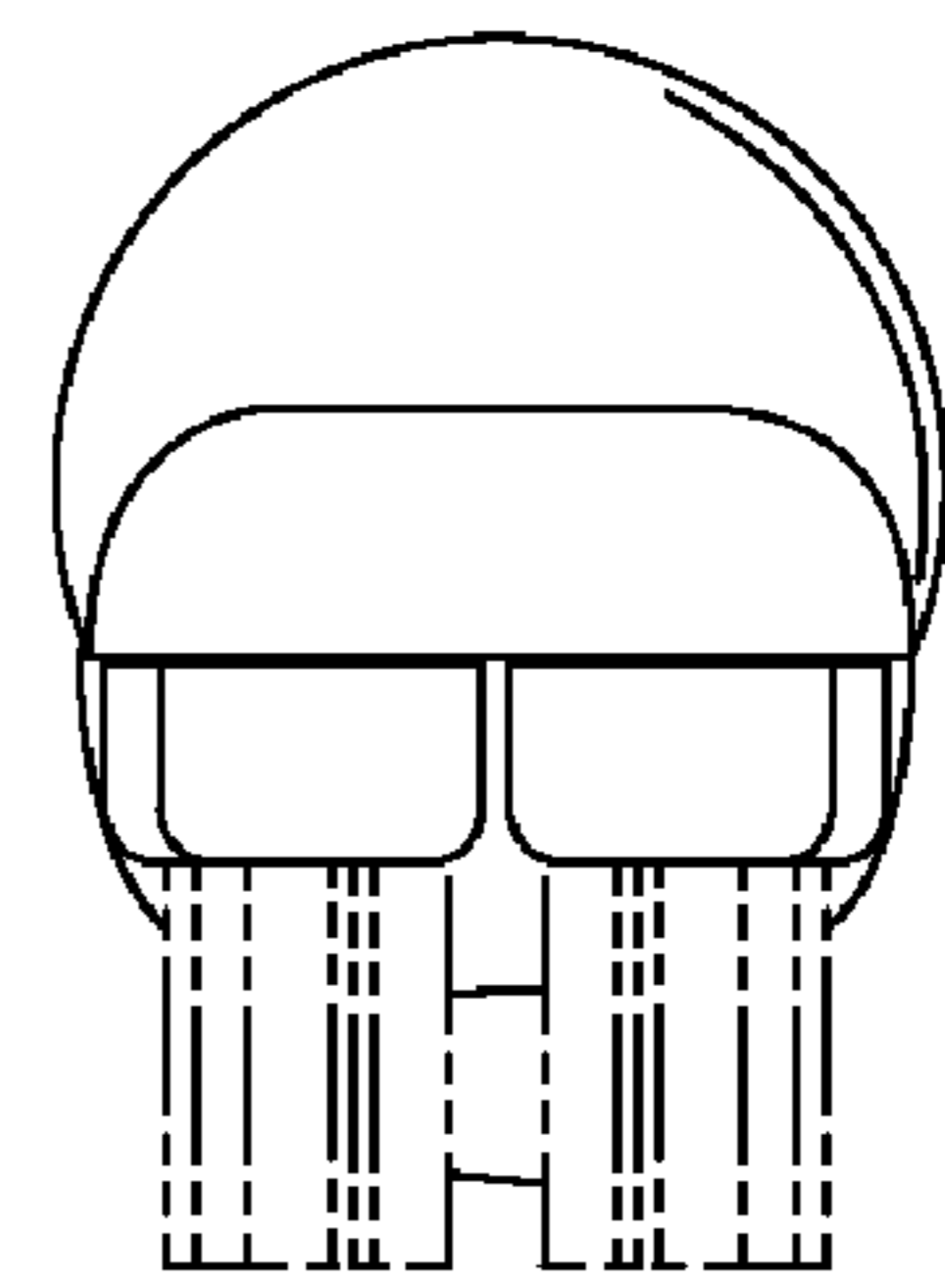


Fig. 6