



US00D598195S

(12) **United States Design Patent**  
**Lown et al.**

(10) **Patent No.:** **US D598,195 S**  
(45) **Date of Patent:** **\*\* Aug. 18, 2009**

(54) **PADDED LAPTOP SLEEVE**

(75) Inventors: **Aaron Lown**, Tuxedo, NY (US); **John Roscoe Swartz**, Ridgewood, NJ (US)

(73) Assignee: **Built NY, Inc.**, New York, NY (US)

(\*\*) Term: **14 Years**

(21) Appl. No.: **29/325,975**

(22) Filed: **Oct. 9, 2008**

(51) **LOC (9) Cl.** ..... **03-01**

(52) **U.S. Cl.** ..... **D3/301; D3/900**

(58) **Field of Classification Search** ..... D3/201,  
D3/245-246, 215, 218-219, 225-226, 230,  
D3/267, 273, 289, 299, 300-301, 303, 900,  
D3/902; D6/407, 632-634; D9/424; D14/299,  
D14/432, 439, 440; 190/900-903; 206/216,  
206/320, 576; 383/10

See application file for complete search history.

(56) **References Cited**

**U.S. PATENT DOCUMENTS**

1,889,860	A *	12/1932	Halpin	.....	70/68
D94,542	S *	2/1935	Foss	.....	D3/245
D105,883	S *	8/1937	Ma	.....	D3/245
D409,385	S *	5/1999	Pearson et al.	.....	D3/301
D424,105	S *	5/2000	Platte, III	.....	D19/27
D435,591	S *	12/2000	Wyant	.....	D19/27
6,213,669	B1 *	4/2001	Yamamoto	.....	402/73
D472,383	S *	4/2003	Geisler	.....	D3/273

D500,204	S *	12/2004	Hillman	.....	D3/301
D543,700	S *	6/2007	Parker et al.	.....	D3/294
7,324,340	B2 *	1/2008	Xiong	.....	361/700
D569,096	S *	5/2008	Swartz et al.	.....	D3/201
D577,912	S *	10/2008	Sween et al.	.....	D3/282
D582,675	S *	12/2008	Nelson	.....	D3/301
D584,510	S *	1/2009	Lown et al.	.....	D3/301
D588,813	S *	3/2009	McFall	.....	D3/303
2006/0060485	A1 *	3/2006	Picot et al.	.....	206/320
2006/0226040	A1 *	10/2006	Medina	.....	206/320
2007/0119735	A1 *	5/2007	Moser	.....	206/320

\* cited by examiner

*Primary Examiner*—Philip S Hyder

*Assistant Examiner*—Roselynn Cody

(74) *Attorney, Agent, or Firm*—Fish & Richardson P.C.

(57) **CLAIM**

The ornamental design for a padded laptop sleeve, substantially as shown and described.

**DESCRIPTION**

FIG. 1 is a front perspective view of the laptop sleeve.

FIG. 2 is a front view of the laptop sleeve.

FIG. 3 is a back view of the laptop sleeve.

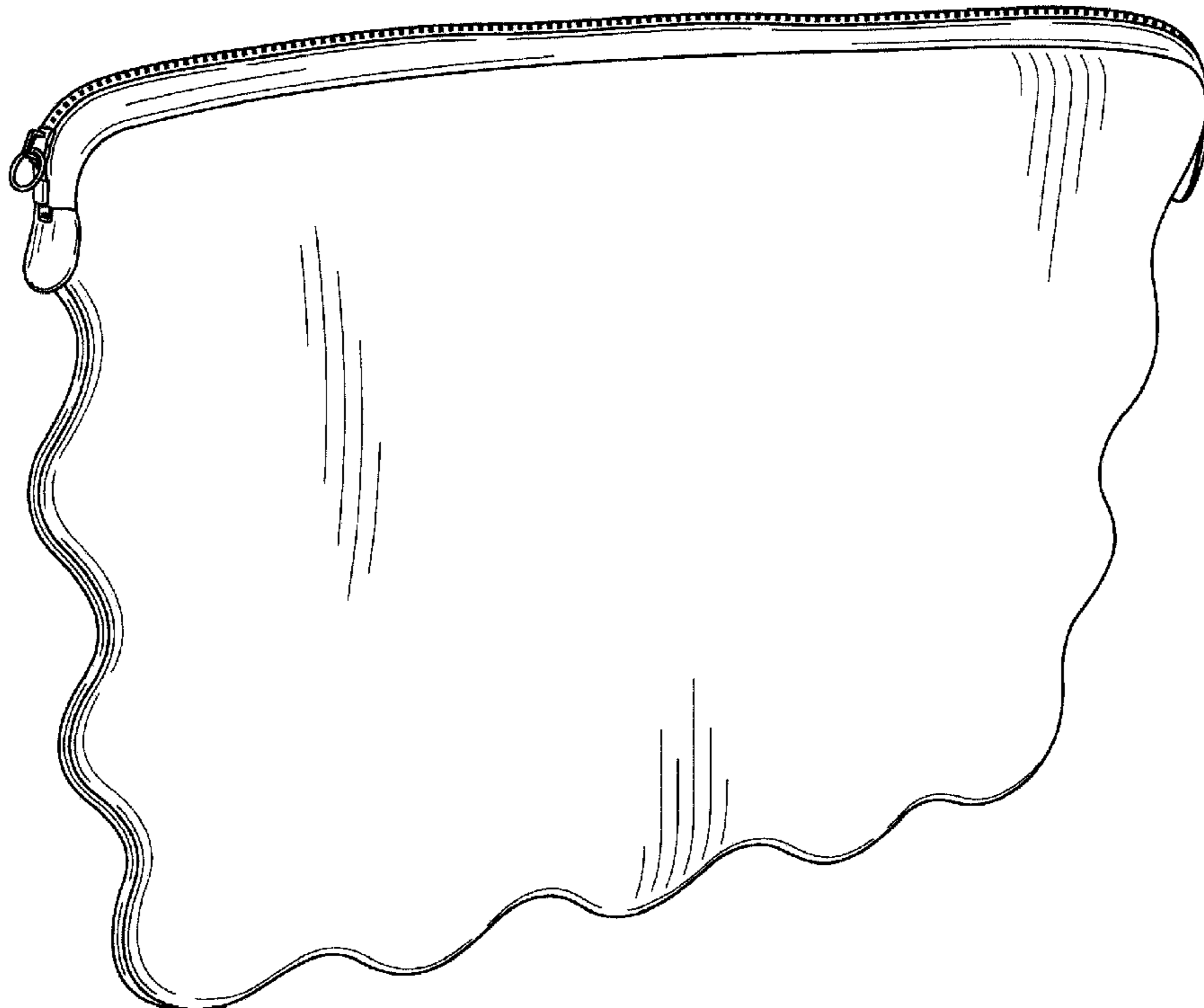
FIG. 4 is a left view of the laptop sleeve.

FIG. 5 is a right view of the laptop sleeve.

FIG. 6 is a top view of the laptop sleeve; and,

FIG. 7 is a bottom view of the laptop sleeve.

**1 Claim, 4 Drawing Sheets**



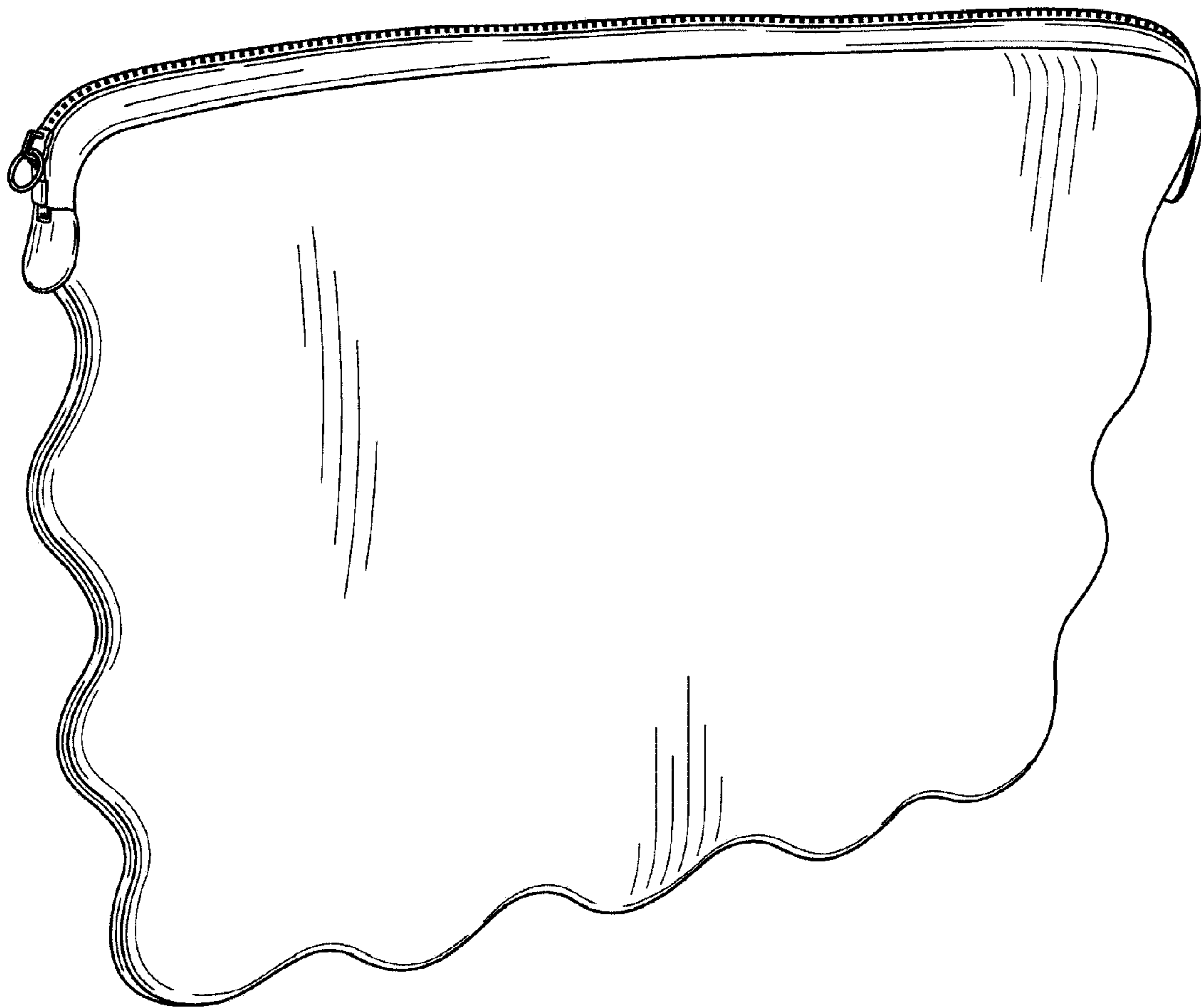


FIG. 1

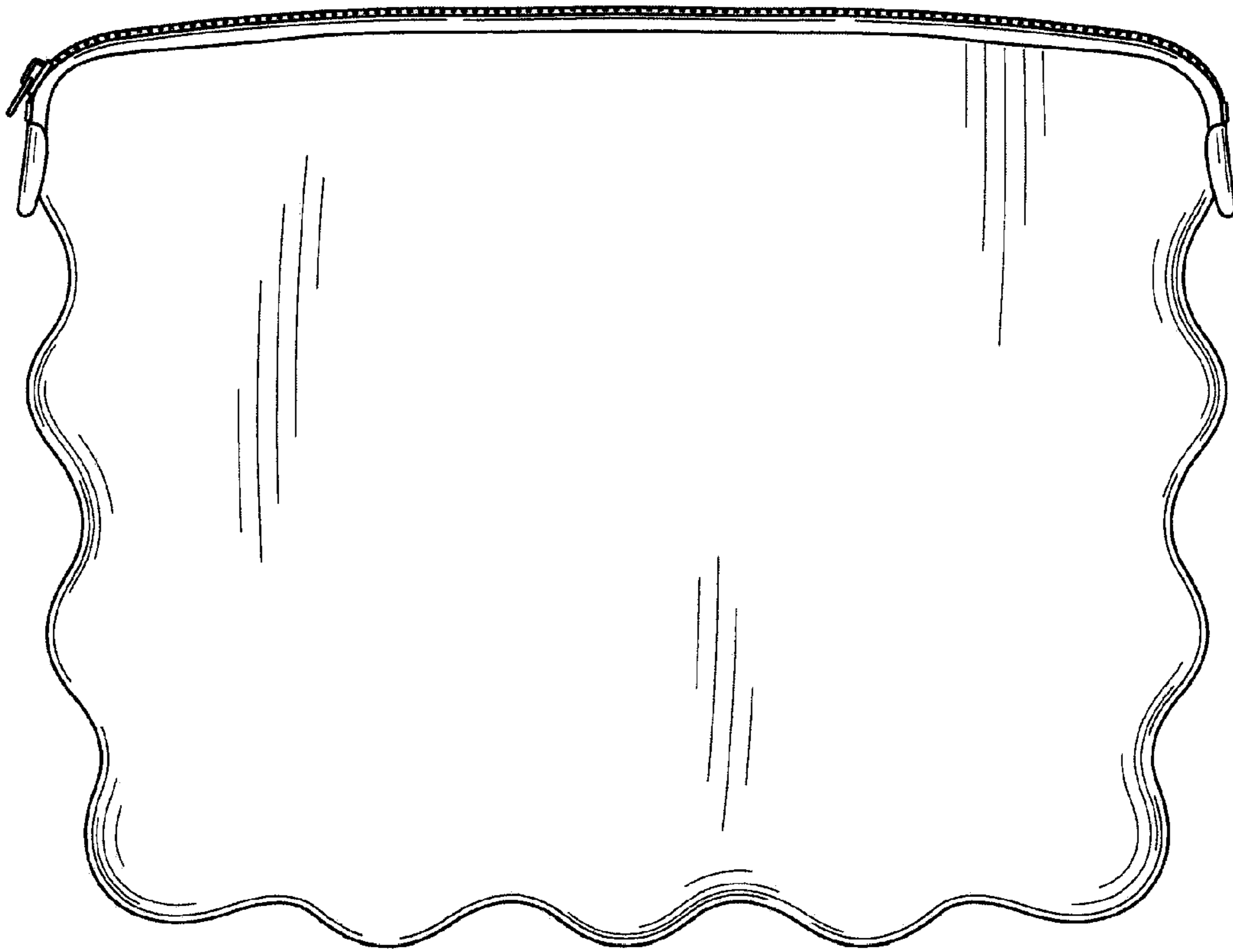


FIG. 2

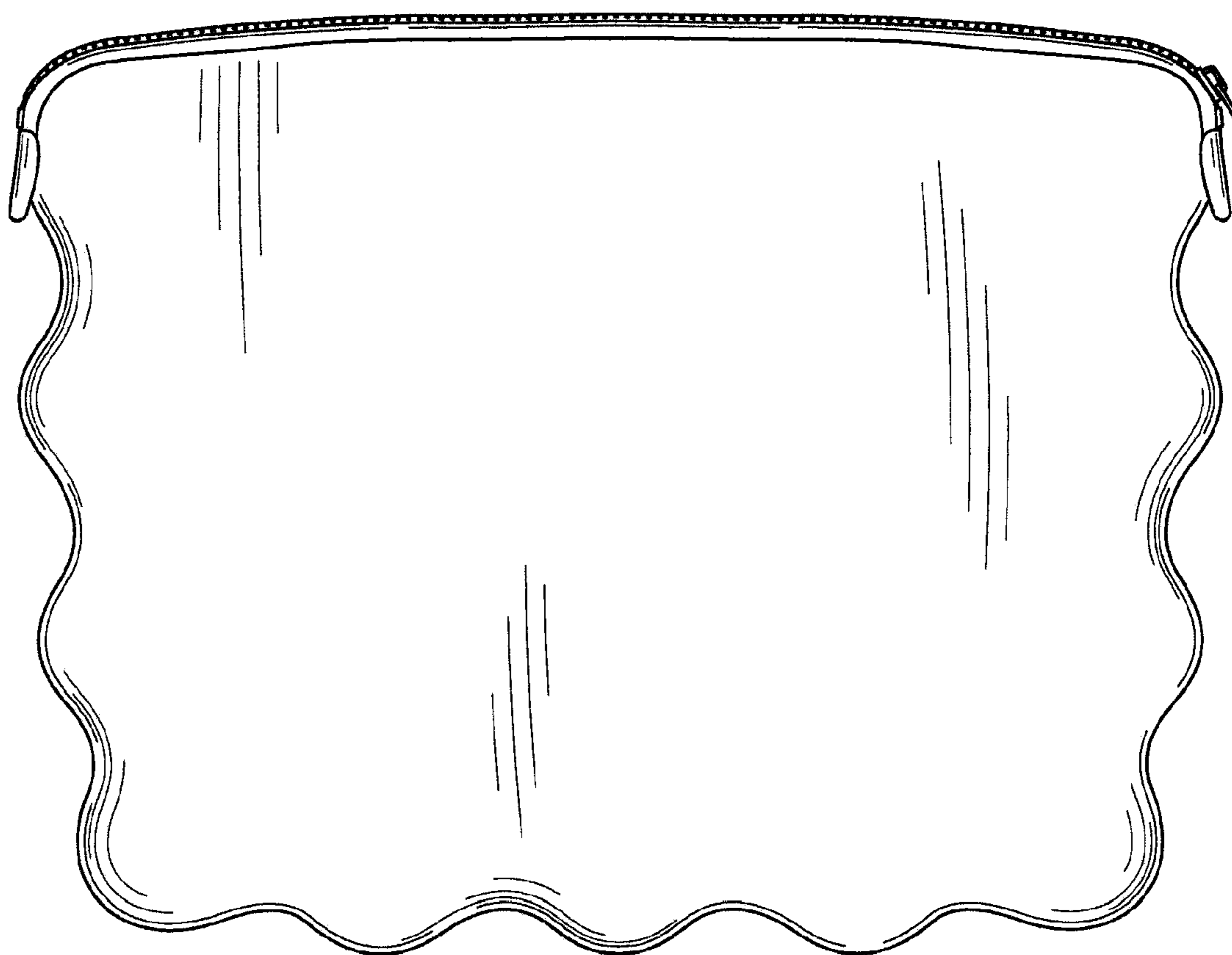


FIG. 3

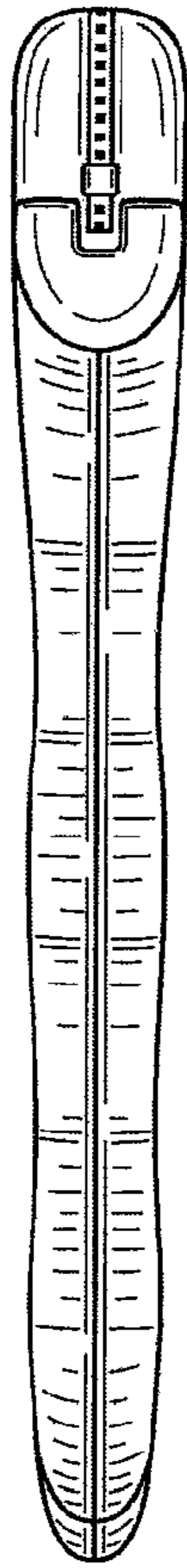


FIG. 4

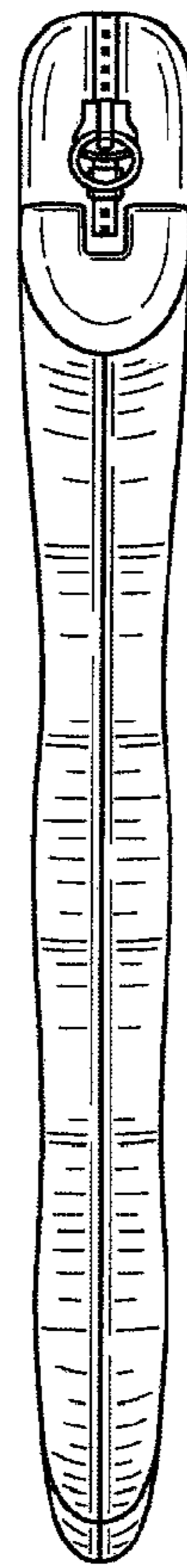


FIG. 5




FIG. 6

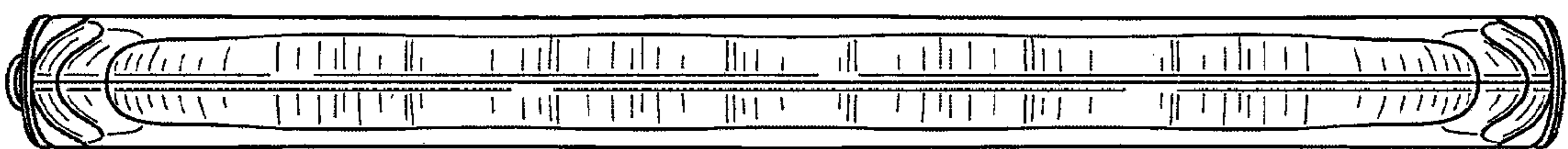


FIG. 7