

US00D598186S

(12) **United States Design Patent**
Lamont

(10) **Patent No.:** **US D598,186 S**
(45) **Date of Patent:** **** Aug. 18, 2009**

(54) **FOOTWEAR**

(75) Inventor: **Ryan Lamont**, London (GB)

(73) Assignee: **Lacoste Alligator S.A.**, Geneva (CH)

(**) Term: **14 Years**

(21) Appl. No.: **29/301,532**

(22) Filed: **Mar. 4, 2008**

(30) **Foreign Application Priority Data**

Sep. 7, 2007 (EM) 000785944

(51) **LOC (9) Cl.** **02-99**

(52) **U.S. Cl.** **D2/969**

(58) **Field of Classification Search** D2/896,
D2/902, 906-908, 943, 944, 969, 972-974,
D2/951-955; 36/45, 50.1, 77 M, 77 R, 83,
36/88, 113, 114, 126-131, 25 R-25 A
See application file for complete search history.

(56) **References Cited**

U.S. PATENT DOCUMENTS

- D127,776 S * 6/1941 Barber D2/955
- D331,313 S * 12/1992 Lesbirel D2/954
- D394,743 S * 6/1998 Koh D2/969
- D450,438 S * 11/2001 Dolan D2/972
- D490,220 S * 5/2004 Edauw D2/908
- D523,623 S * 6/2006 Mermet D2/972

- D532,964 S * 12/2006 Kuerbis D2/972
- D537,616 S * 3/2007 Campbell D2/972
- D566,381 S * 4/2008 Nakano et al. D2/959
- D574,585 S * 8/2008 Wilken D2/960
- D578,280 S * 10/2008 Wilken D2/952

* cited by examiner

Primary Examiner—Dominic Simone

(74) *Attorney, Agent, or Firm*—Fross Zelnick Lehrman & Zissu, P.C.; Charles T. J. Weigell, Esq.

(57) **CLAIM**

The ornamental design for footwear, as shown and described.

DESCRIPTION

FIG. 1 is a front perspective view of a shoe showing my footwear design;

FIG. 2 is a right side view of the footwear shown in FIG. 1;

FIG. 3 is a left side view of the footwear shown in FIG. 1;

FIG. 4 is a front view of the footwear shown in FIG. 1;

FIG. 5 is a rear view of the footwear shown in FIG. 1;

FIG. 6 is a top view of the footwear shown in FIG. 1; and,

FIG. 7 is a bottom view of the footwear shown in FIG. 1.

The broken line showing of the sole is for illustrative purposes only and forms no part of the claimed design. The dotted lines other than those representing the sole are understood to represent stitching.

1 Claim, 6 Drawing Sheets





FIG. 1

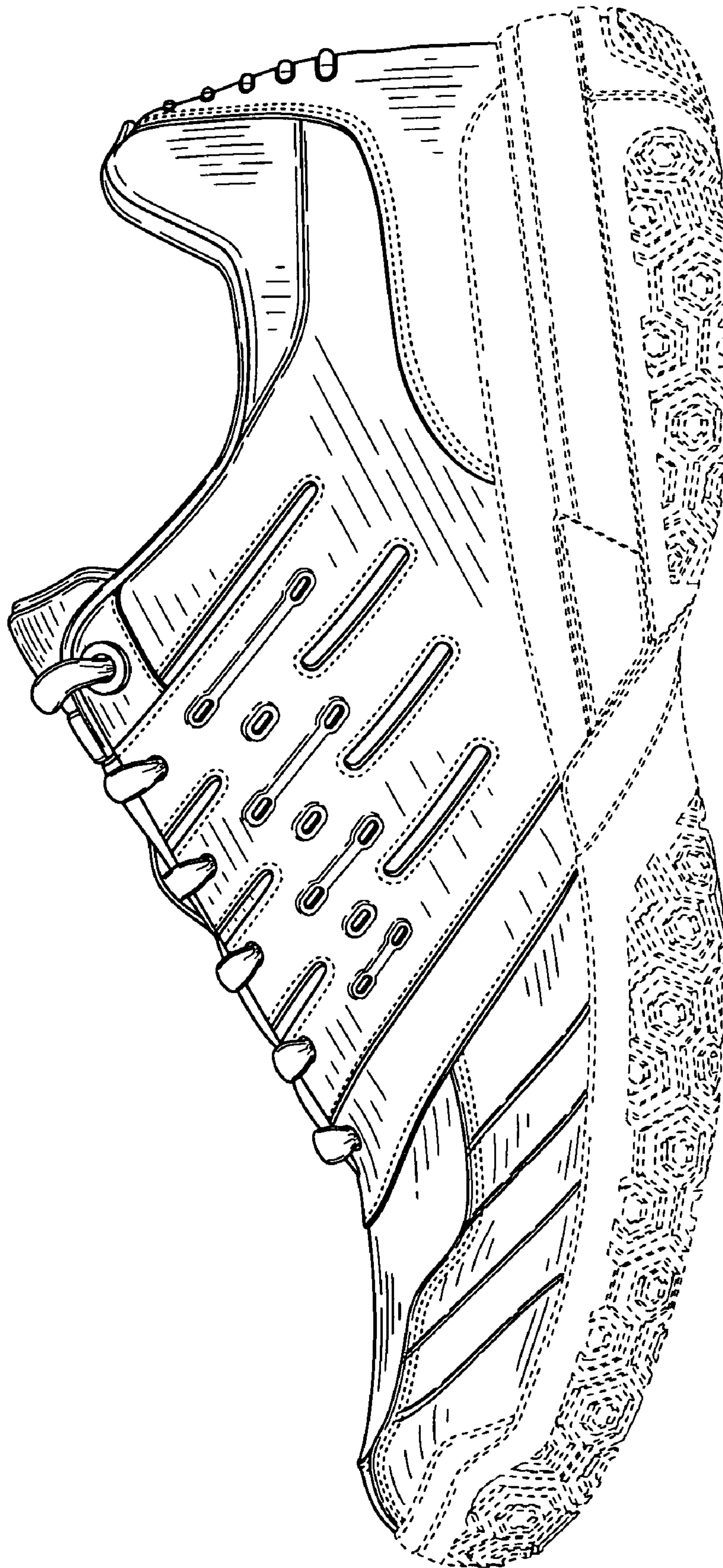


FIG. 2

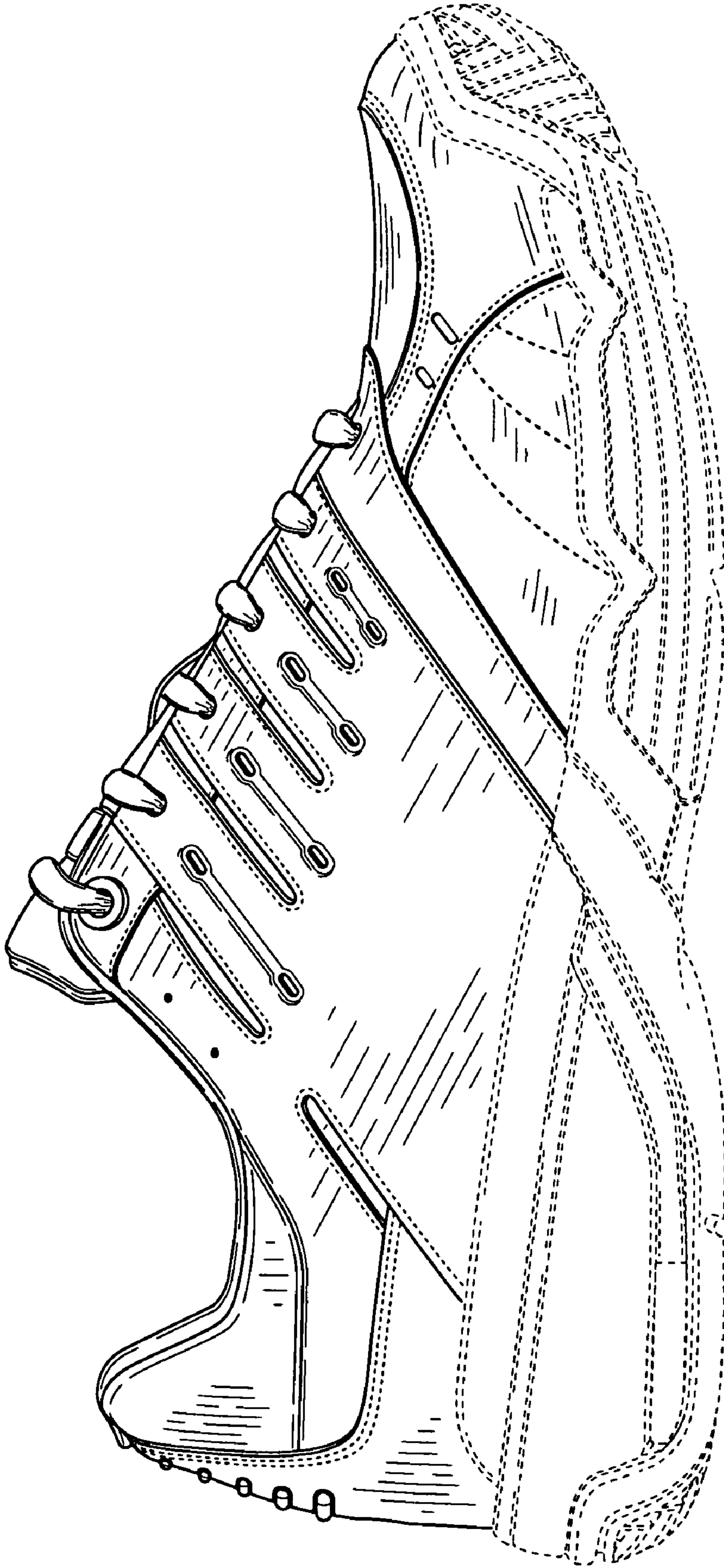


FIG. 3

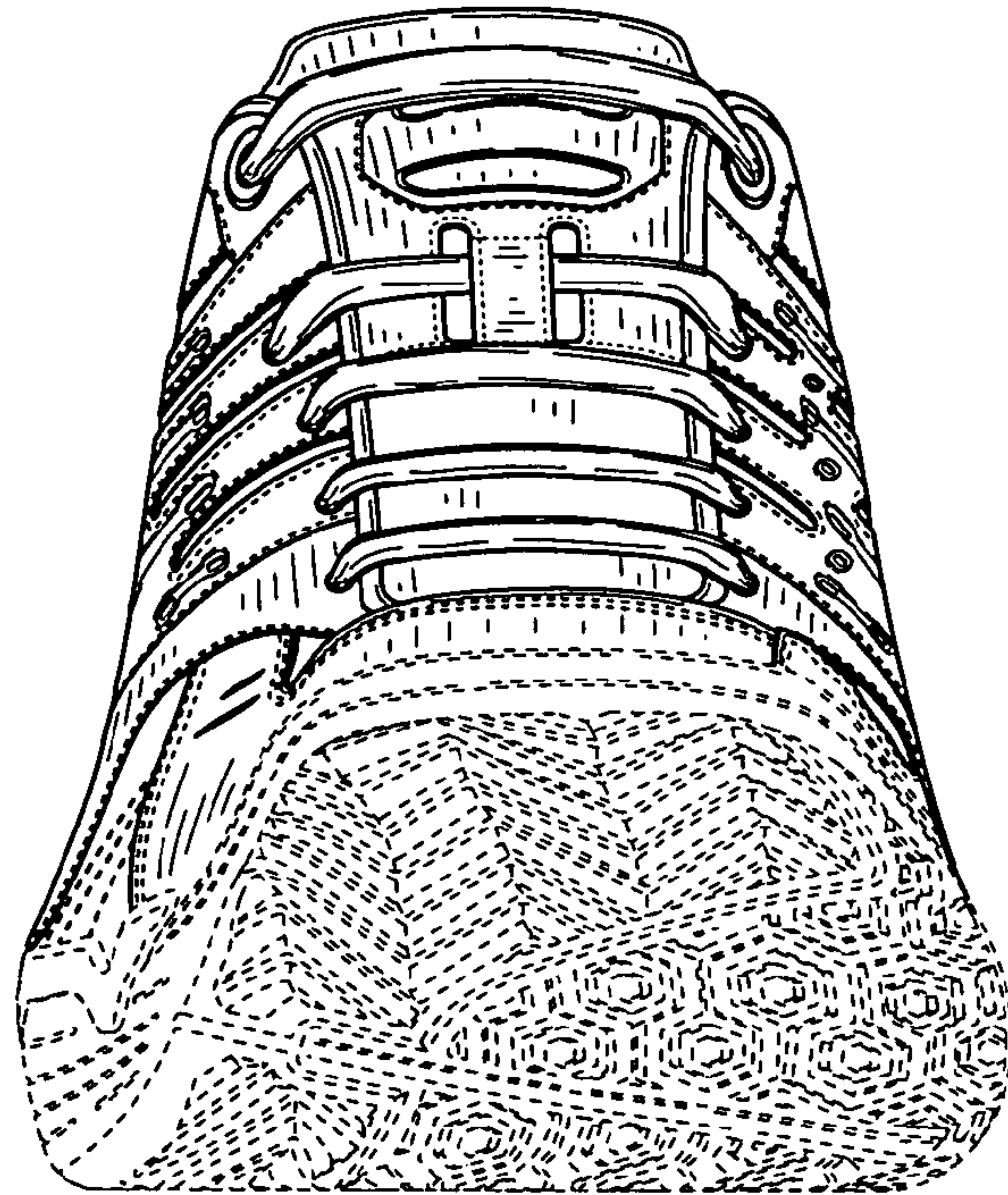


FIG. 4

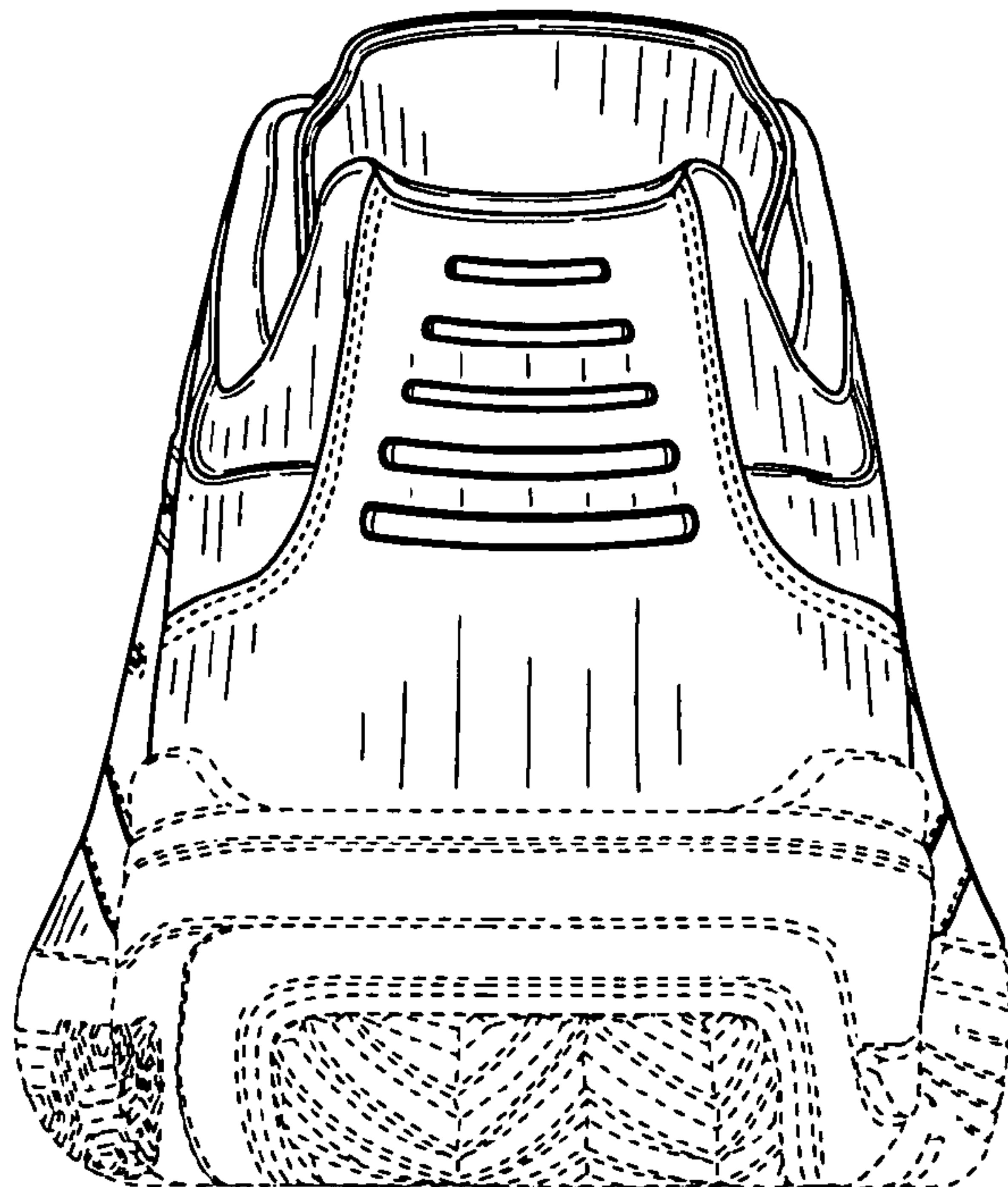


FIG. 5

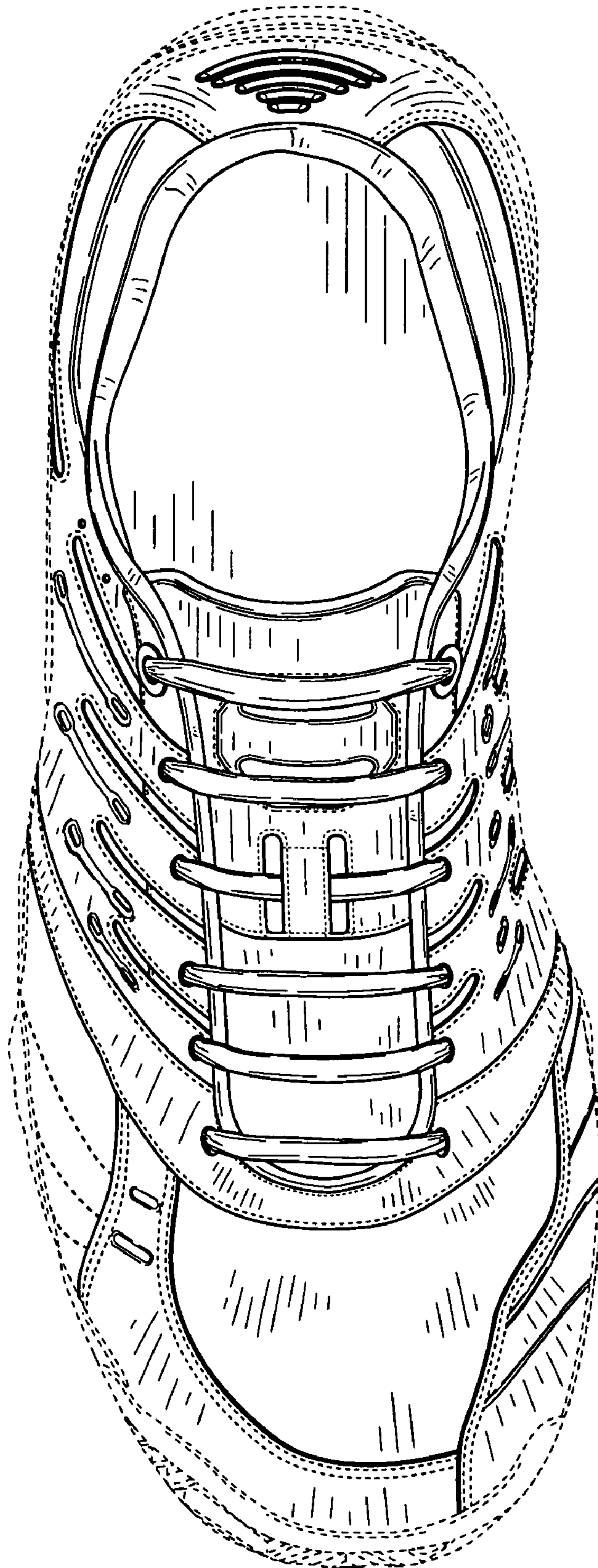


FIG. 6

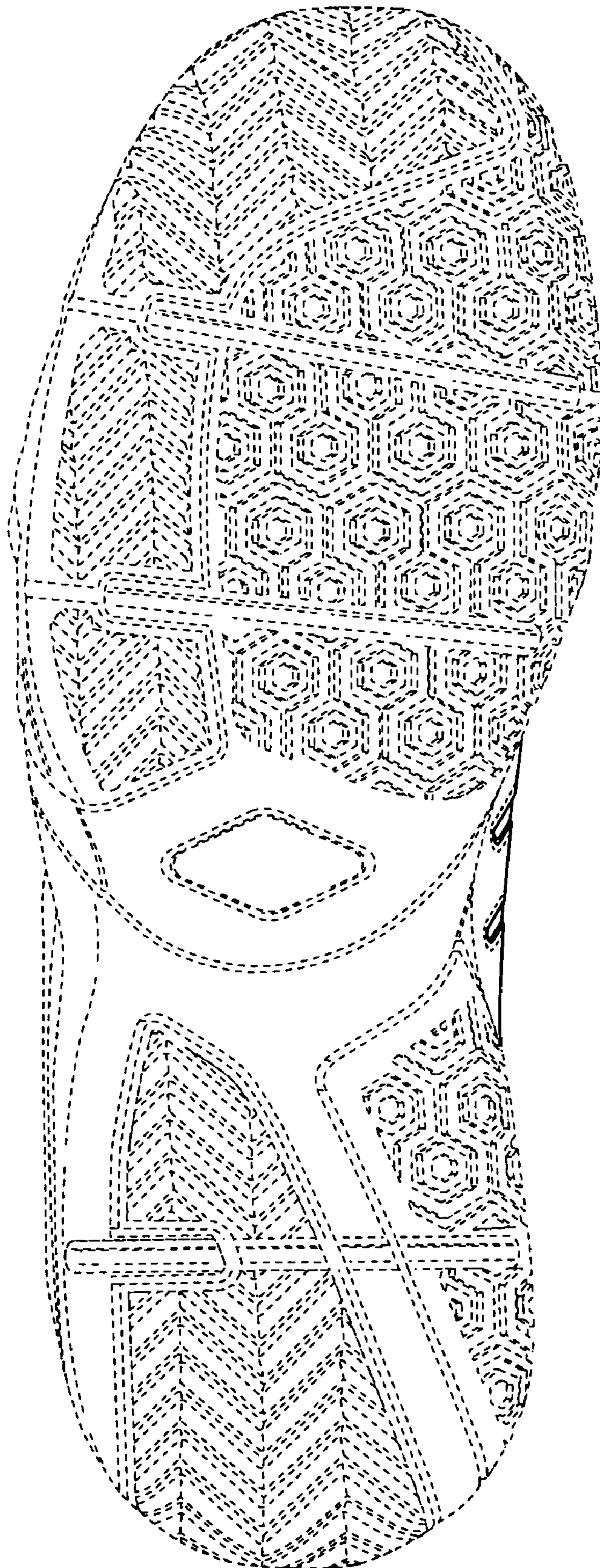


FIG. 7