



US00D598183S

(12) **United States Design Patent**  
**Bank**

(10) **Patent No.:** **US D598,183 S**

(45) **Date of Patent:** **\*\* Aug. 18, 2009**

(54) **SLIPPER**

D540,517 S \* 4/2007 McClaskie ..... D2/954  
D566,934 S \* 4/2008 Della Valle ..... D2/954

(76) Inventor: **Marshall P. Bank**, 5001 Pebble Beach Cir., Wilson, NC (US) 27896

\* cited by examiner

(\*\*) Term: **14 Years**

*Primary Examiner*—Ian Simmons

*Assistant Examiner*—Rashida C McCoy

(21) Appl. No.: **29/331,258**

(74) *Attorney, Agent, or Firm*—QuickPatents, Inc.; Kevin Prince

(22) Filed: **Jan. 22, 2009**

(57) **CLAIM**

(51) **LOC (9) Cl.** ..... **02-04**

I claim the ornamental design for a slipper, as shown and described.

(52) **U.S. Cl.** ..... **D2/921**

(58) **Field of Classification Search** ..... D2/896,  
D2/901, 919–925, 946, 947, 954, 969, 972,  
D2/976; 36/45, 83, 84, 3 A, 3 B, 11, 10,  
36/26, 113, 14, 22 R, 7.1 R, 7.6, 7.7, 25 R  
See application file for complete search history.

**DESCRIPTION**

FIG. 1 is a perspective view of a slipper, showing my new design;

(56) **References Cited**

U.S. PATENT DOCUMENTS

D132,929 S *	6/1942	Shields	.....	D2/921
D173,286 S *	10/1954	Silver	.....	D2/921
D174,143 S *	3/1955	Silver	.....	D2/897
D175,371 S *	8/1955	Silver	.....	D2/897
D251,636 S *	4/1979	Chapman et al.	.....	D2/921
D276,003 S *	10/1984	McAbery	.....	D2/921
D528,749 S *	9/2006	Harper	.....	D2/919

FIG. 2 is a front elevational view thereof;

FIG. 3 is a rear elevational view thereof;

FIG. 4 is a left-side elevational view thereof;

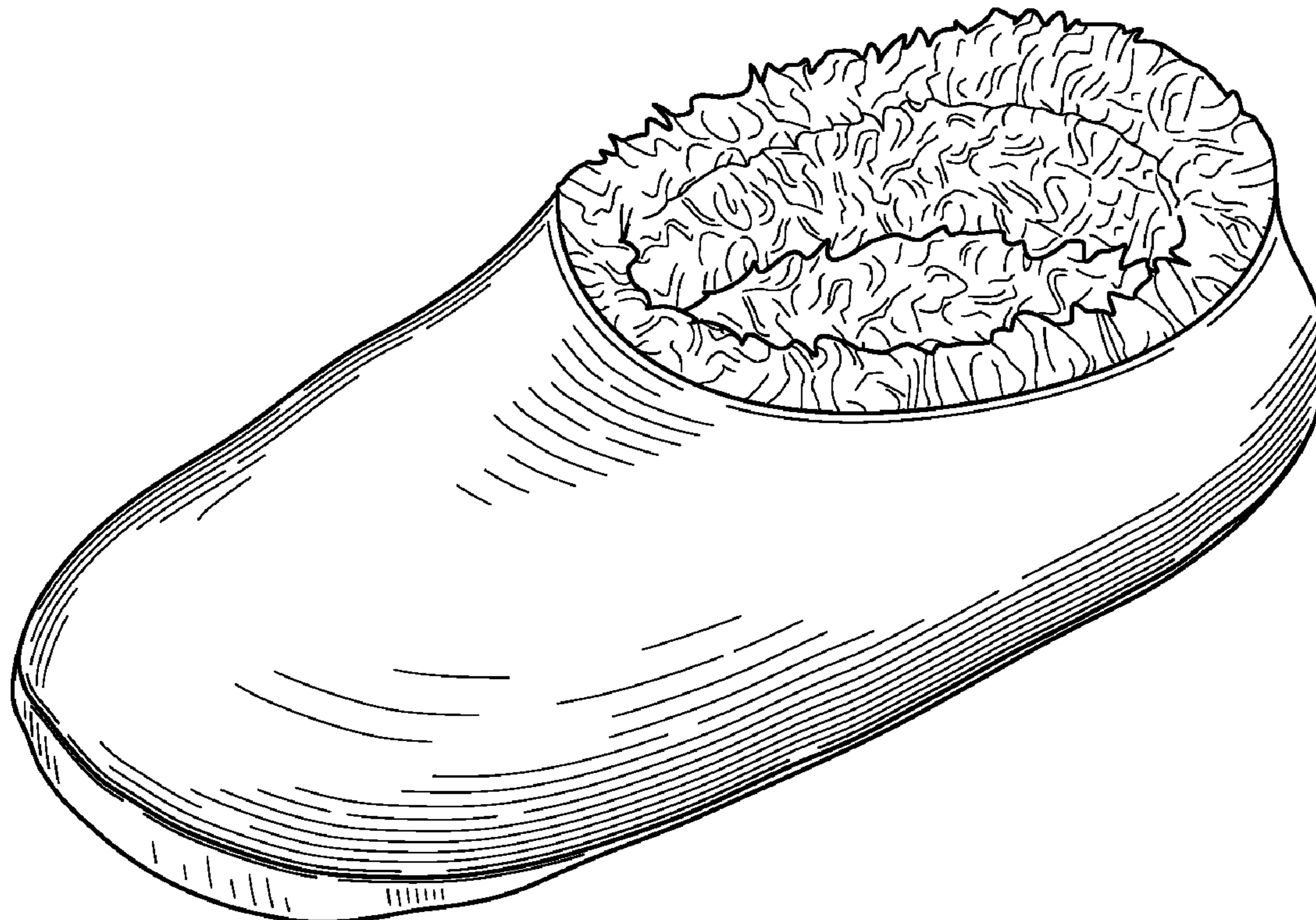
FIG. 5 is a right-side elevational view thereof;

FIG. 6 is a top plan view thereof;

FIG. 7 is a bottom plan view thereof; and,

FIG. 8 is a bottom plan view of another embodiment thereof.

**1 Claim, 4 Drawing Sheets**



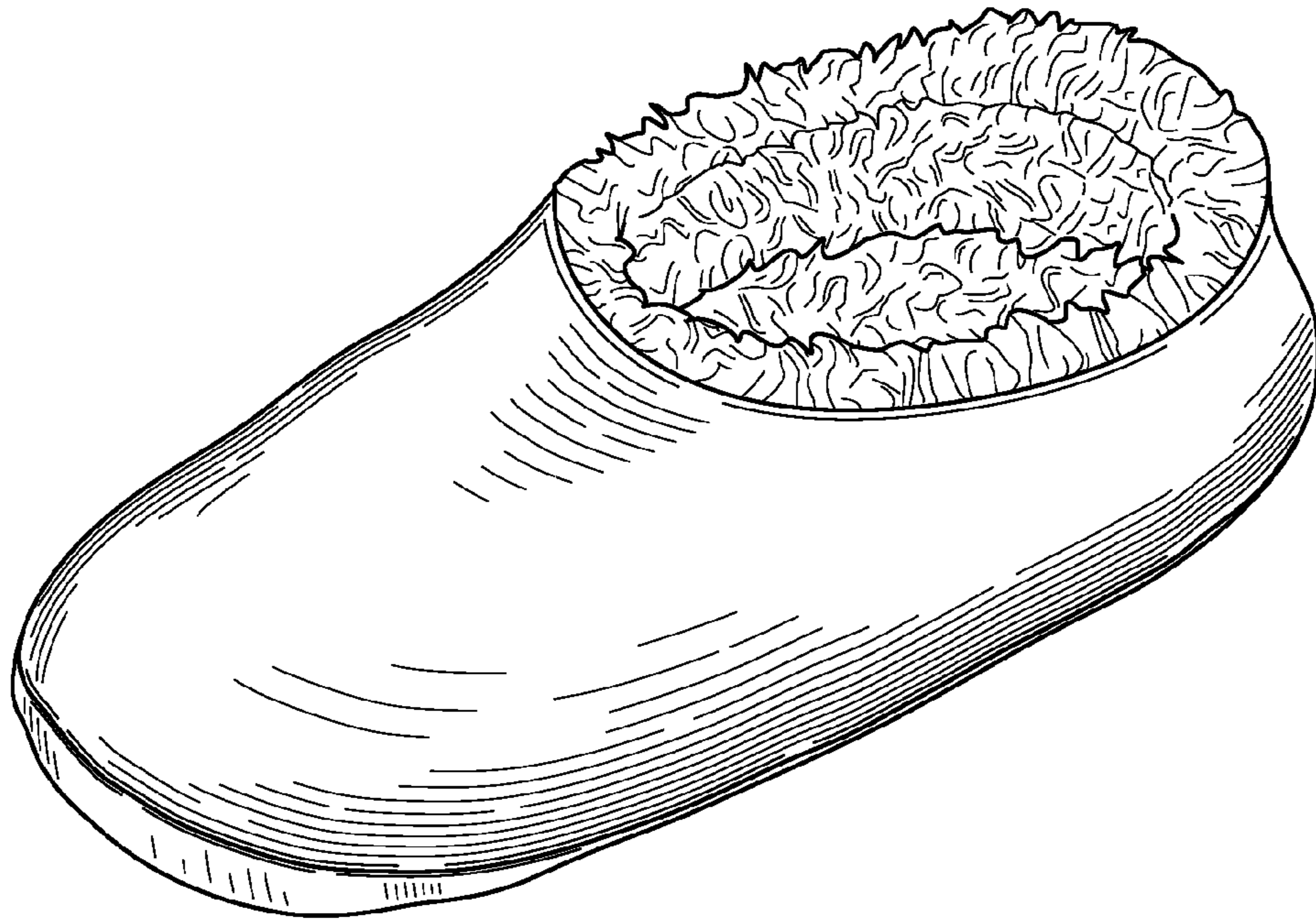


FIG. 1

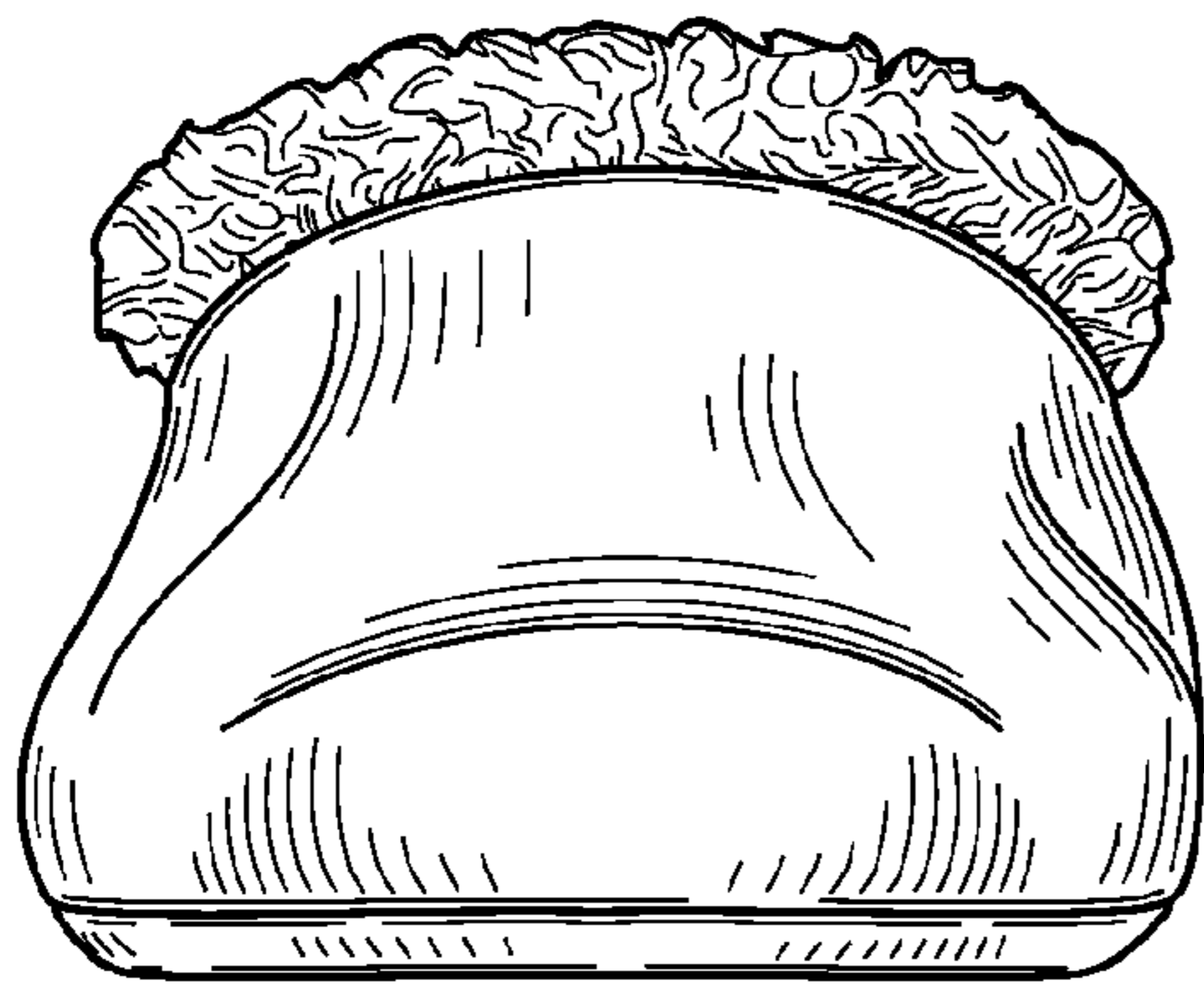


FIG. 2

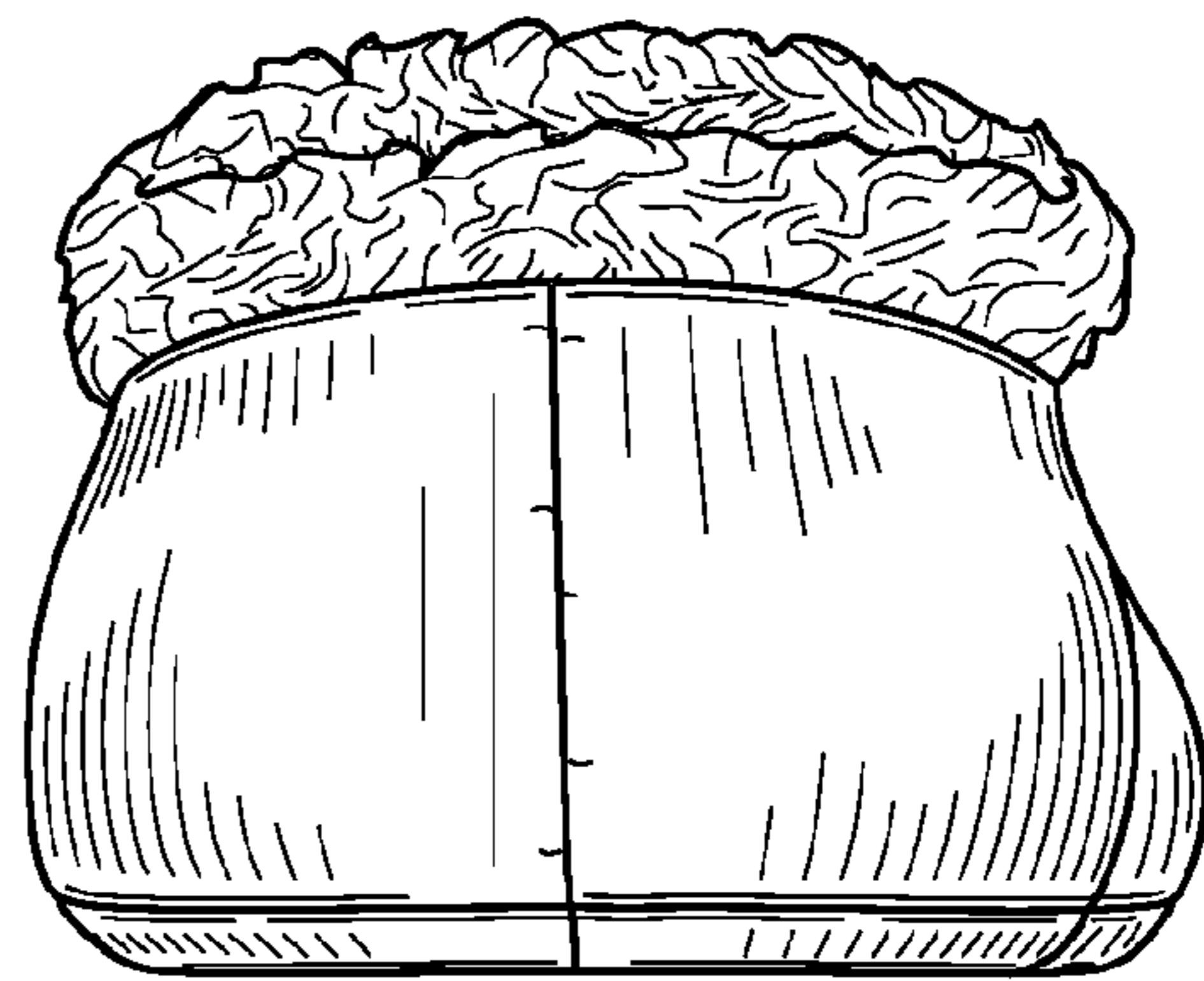


FIG. 3

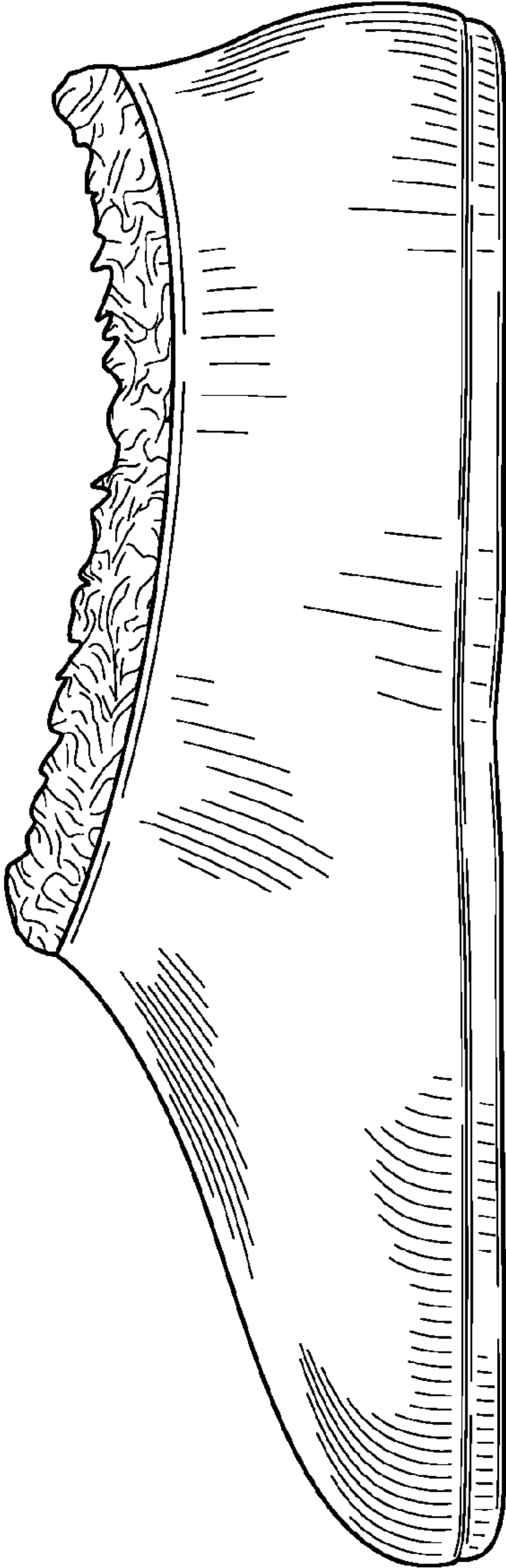


FIG. 4

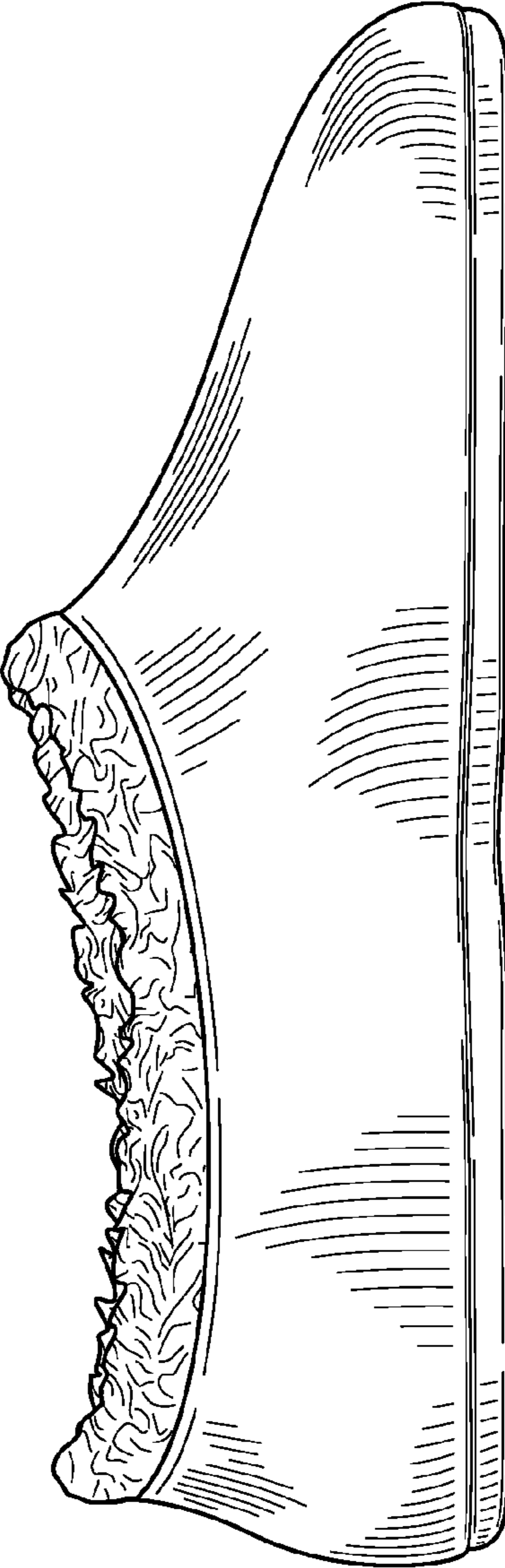


FIG. 5

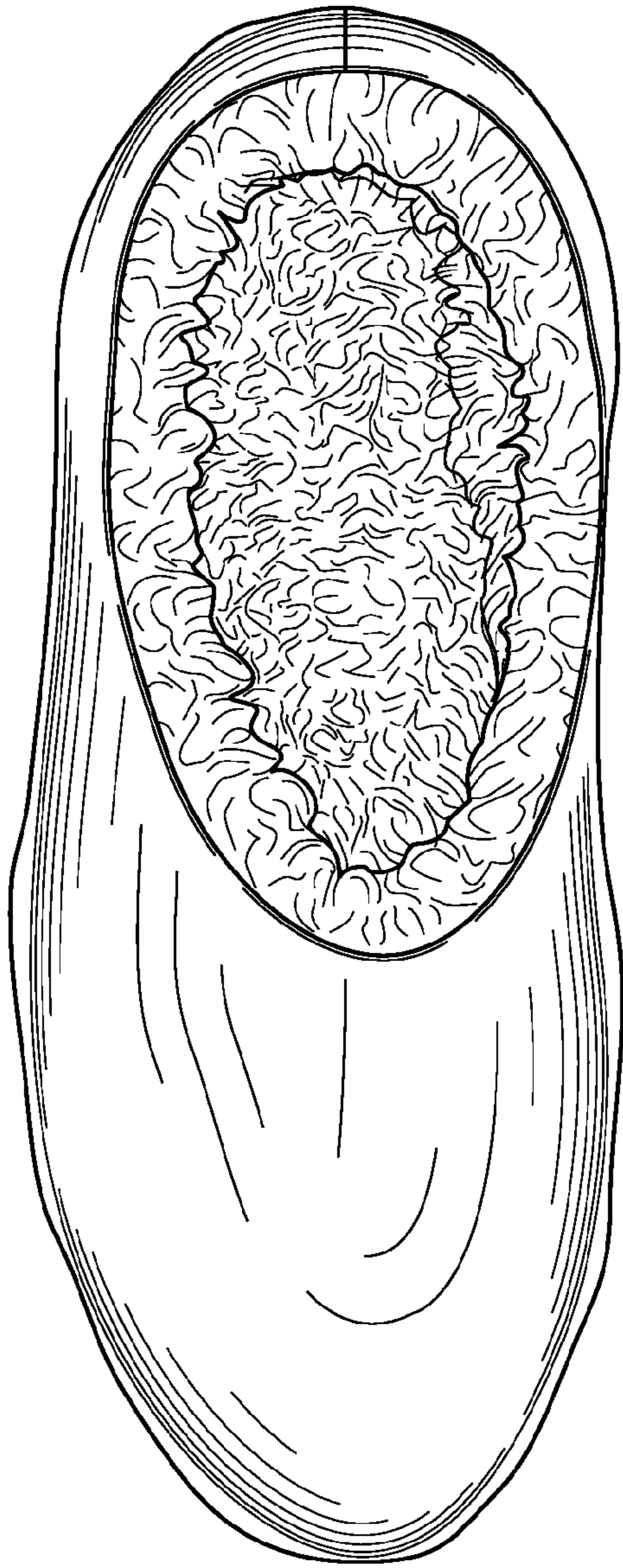


FIG. 6

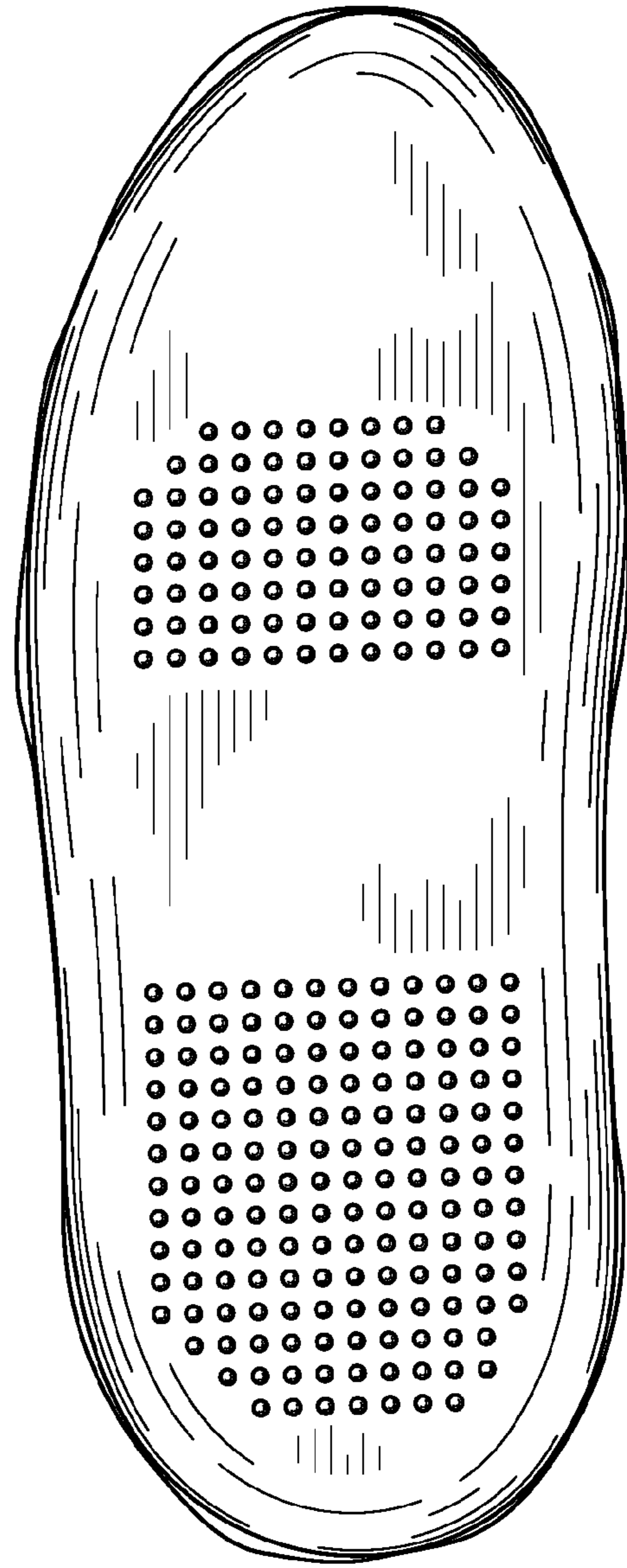


FIG. 7



FIG. 8



US00D598183C1

(12) **EX PARTE REEXAMINATION CERTIFICATE** (10298th)  
**United States Patent**  
**Bank**

(10) **Number:** **US D598,183 C1**

(45) **Certificate Issued:** **Sep. 25, 2014**

(54) **SLIPPER**

(75) **Inventor:** **Marshall P. Bank**, Wilson, NC (US)

(73) **Assignee:** **Buyer's Direct, Inc.**, Wilson, NC (US)

**Reexamination Request:**

No. 90/013,215, Apr. 15, 2014

**Reexamination Certificate for:**

Patent No.: **Des. 598,183**

Issued: **Aug. 18, 2009**

Appl. No.: **29/331,258**

Filed: **Jan. 22, 2009**

(51) **LOC (10) Cl.** ..... **02-04**

(52) **U.S. Cl.**

USPC ..... **D2/921**

(58) **Field of Classification Search**

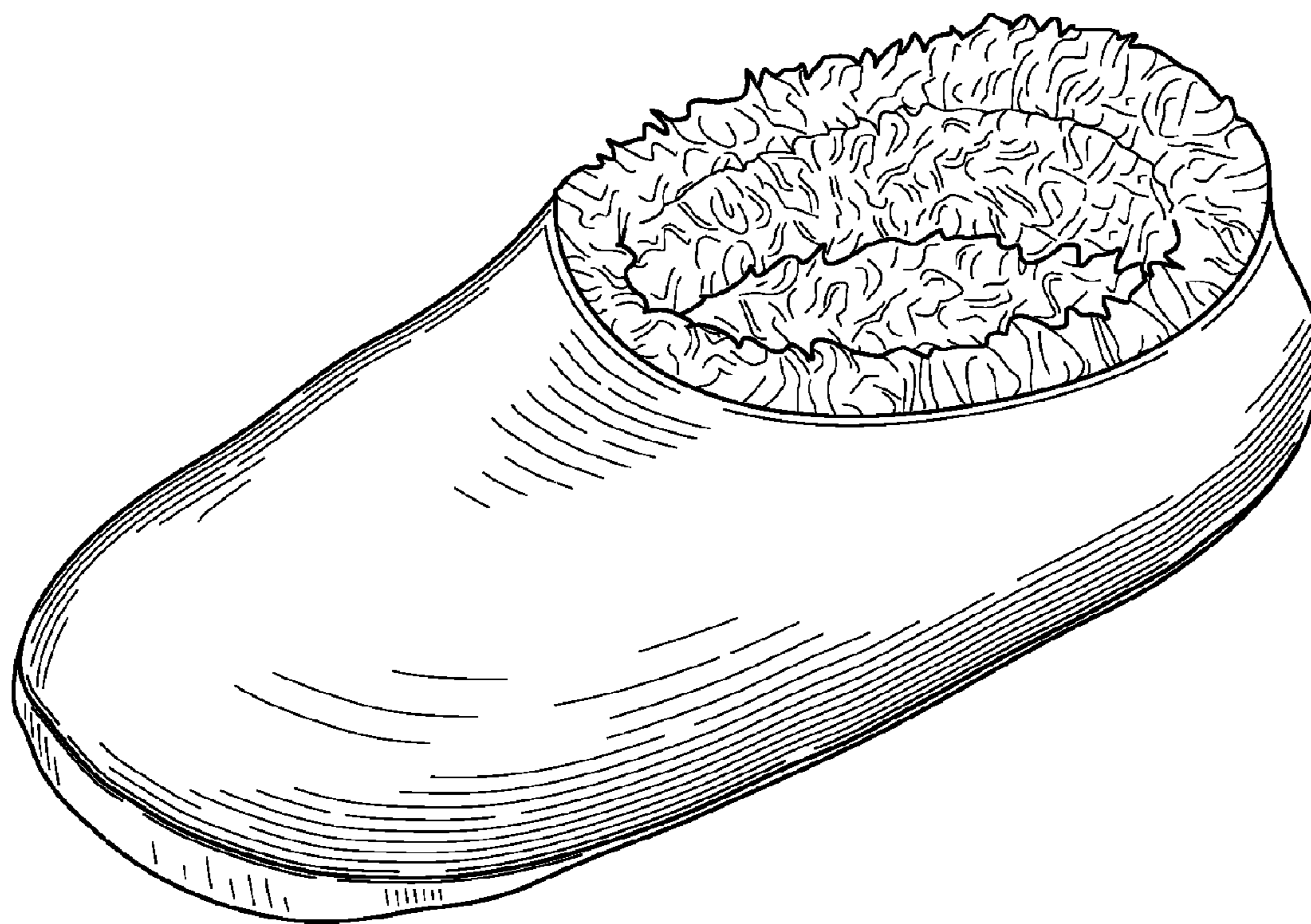
None

See application file for complete search history.

(56) **References Cited**

To view the complete listing of prior art documents cited during the proceeding for Reexamination Control Number 90/013,215, please refer to the USPTO's public Patent Application Information Retrieval (PAIR) system under the Display References tab.

*Primary Examiner* — Robert M Spear



1

2

**EX PARTE  
REEXAMINATION CERTIFICATE  
ISSUED UNDER 35 U.S.C. 307**

5

NO AMENDMENTS HAVE BEEN MADE TO  
THE PATENT

AS A RESULT OF REEXAMINATION, IT HAS BEEN  
DETERMINED THAT:

10

The patentability of claim 1 is confirmed.

\* \* \* \* \*