



US00D598172S

(12) **United States Design Patent**
Hartel

(10) **Patent No.:** **US D598,172 S**

(45) **Date of Patent:** **** Aug. 11, 2009**

(54) **TOOL FOR CLEANING THE INNER SURFACE OF A TUBE**

(76) **Inventor:** **David D. Hartel**, 8149 Aura Ave., Reseda, CA (US) 91335

(**) **Term:** **14 Years**

(21) **Appl. No.:** **29/308,367**

(22) **Filed:** **Jun. 13, 2008**

(51) **LOC (9) Cl.** **08-99**

(52) **U.S. Cl.** **D32/40; D4/119; D8/90**

(58) **Field of Classification Search** D32/35, D32/40, 42; D4/118-120, 105-106, 164, D4/114, 116, 137-139, 129; D8/90, 14; 15/244.1, 211, 210.1, 225, 160

See application file for complete search history.

(56) **References Cited**

U.S. PATENT DOCUMENTS

D247,936	S *	5/1978	Wortley et al.	D4/120
4,301,567	A *	11/1981	Tucker	15/160
4,575,892	A *	3/1986	Ross	15/106
D363,376	S *	10/1995	Nieman	D4/119
5,566,416	A *	10/1996	Karls	15/104.04
D408,106	S *	4/1999	Cousins et al.	D32/42
6,067,686	A *	5/2000	Gronkiewicz	15/244.4

D449,909	S *	10/2001	Randolph et al.	D32/40
6,470,526	B2 *	10/2002	Large	15/244.1
D496,138	S *	9/2004	Treacy	D32/40
D528,891	S *	9/2006	Thompson et al.	D8/90
D561,960	S *	2/2008	Terao	D32/40

* cited by examiner

Primary Examiner—Pamela J Burgess

(74) *Attorney, Agent, or Firm*—Albert O. Cota

(57) **CLAIM**

The ornamental design for a tool for cleaning the inner surface of a tube, as shown and described.

DESCRIPTION

FIG. 1 is a perspective view of a tool for cleaning the inner surface of a tube showing my new design.

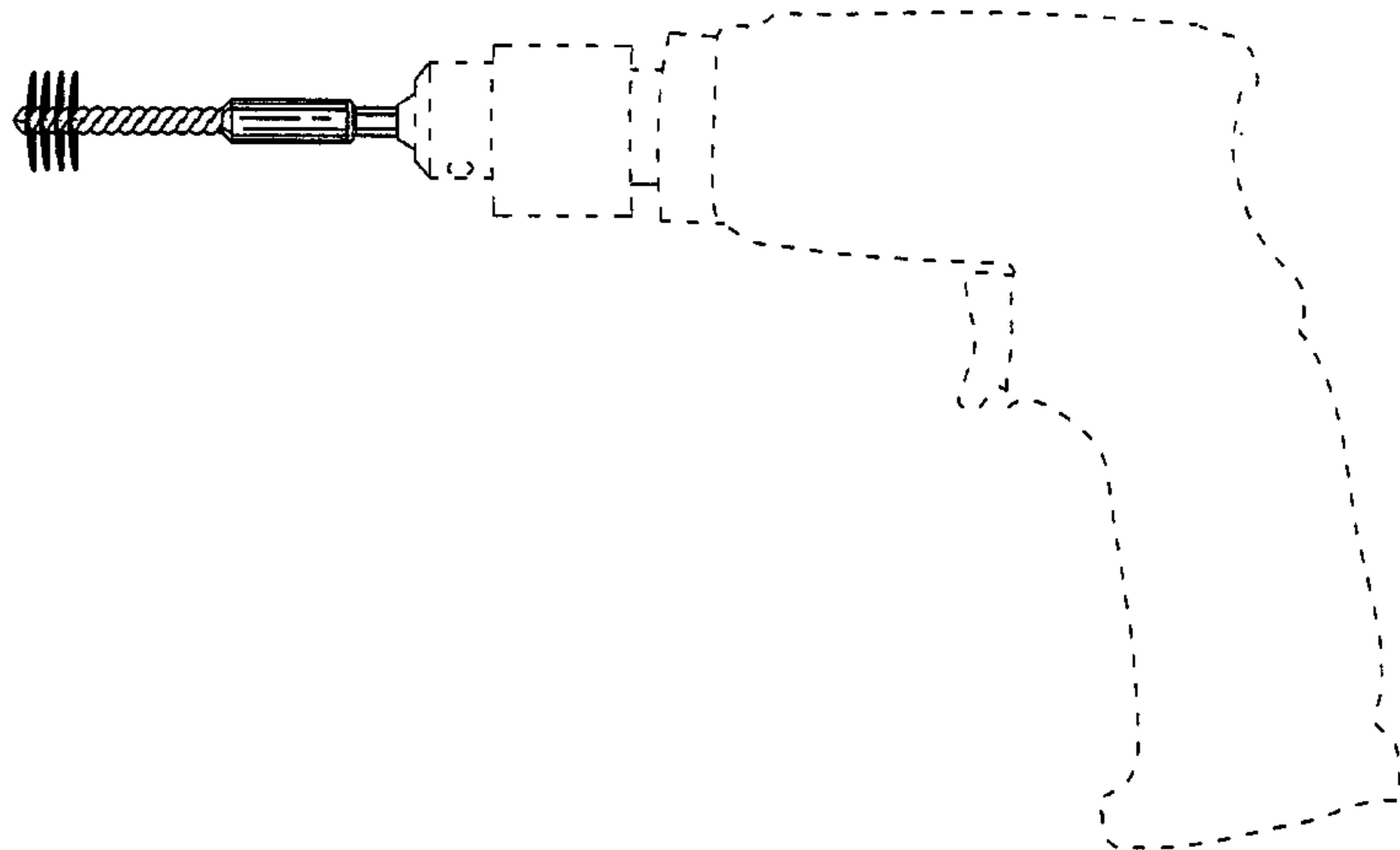

FIG. 2 is a right-side elevational view thereof. The left-side elevational view, the top plan view and the bottom plan view being a mirror image thereof;

FIG. 3 is a front elevational view thereof;

FIG. 4 is a rear elevational view thereof; and,

FIG. 5 is a side elevational view showing the tool inserted into an electric drill. The drill is shown in broken lines for illustrative purposes only and forms no part of the claimed design.

1 Claim, 4 Drawing Sheets






Fig. 1




Fig. 2




Fig. 4




Fig. 3

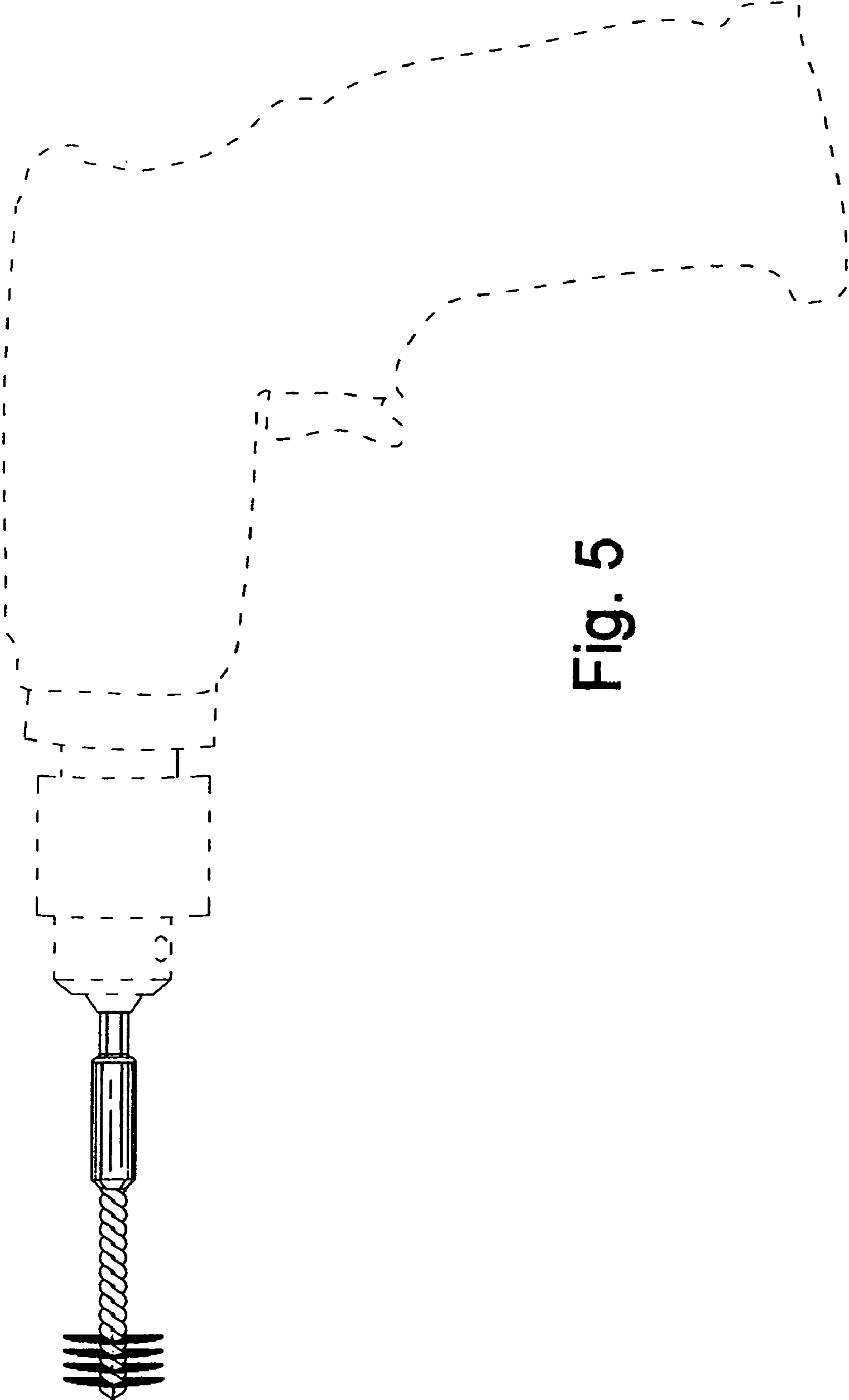


Fig. 5