



US00D598162S

(12) **United States Design Patent**
Boyer

(10) **Patent No.:** **US D598,162 S**
(45) **Date of Patent:** **** Aug. 11, 2009**

(54) **LIGHTING FIXTURE**

(75) Inventor: **John D. Boyer**, Lebanon, OH (US)

(73) Assignee: **LSI Industries, Inc.**, Cincinnati, OH (US)

(**) Term: **14 Years**

(21) Appl. No.: **29/328,492**

(22) Filed: **Nov. 25, 2008**

Related U.S. Application Data

(62) Division of application No. 29/305,327, filed on Mar. 18, 2008, now Pat. No. Des. 581,585, which is a division of application No. 11/745,126, filed on May 7, 2007.

(51) **LOC (9) Cl.** **26-99**

(52) **U.S. Cl.** **D26/138**

(58) **Field of Classification Search** D26/135, D26/113, 118, 128, 37, 138, 63, 65, 2, 78, D26/3, 24, 26, 49, 59, 60, 61, 64, 72, 75, D26/79, 93, 129, 130, 133, 134, 136, 137, D26/140, 141, 142, 152, 153, 40; D13/136, D13/134; 439/242, 241, 239, 236, 232; 362/233, 362/425, 371, 260, 217, 264, 321, 257, 282, 362/606, 561, 580, 125, 126, 181, 277, 285, 362/183, 649, 651, 657, 658, 659, 293, 294, 362/319, 370, 421, 427; 353/82, 31, 46, 353/49, 98, 119, 71; 206/591; D16/221, D16/228, 230, 232, 231; 250/372

See application file for complete search history.

(56) **References Cited**

U.S. PATENT DOCUMENTS

D127,833 S * 6/1941 Price D26/63
2,280,406 A * 4/1942 Gazin 248/181.1

2,298,176 A * 10/1942 Schwartz 403/77
D134,595 S * 12/1942 Van D26/63
2,362,100 A * 11/1944 Schwartz 403/57
2,483,876 A 10/1949 Boyer
3,027,481 A 3/1962 Thompson et al.
3,533,648 A * 10/1970 Thieberger 285/272

(Continued)

OTHER PUBLICATIONS

U.S. Appl. No. 11/745,126, filed May 7, 2007; Title: LED Lamp Device and Method to Retrofit a Lighting Fixture, Assignee: LSI Industries, Inc.

Primary Examiner—Cathron C Brooks

Assistant Examiner—Kevin K Rudzinski

(74) *Attorney, Agent, or Firm*—McDermott Will & Emery

(57) **CLAIM**

The ornamental design for a lighting fixture, as shown and described.

DESCRIPTION

FIG. 1 is a perspective view of a lighting fixture showing the present design;

FIG. 2 is a front view of the design depicted in FIG. 1;

FIG. 3 is a right side view of the design depicted in FIG. 1; the left side is the mirror image of FIG. 3.

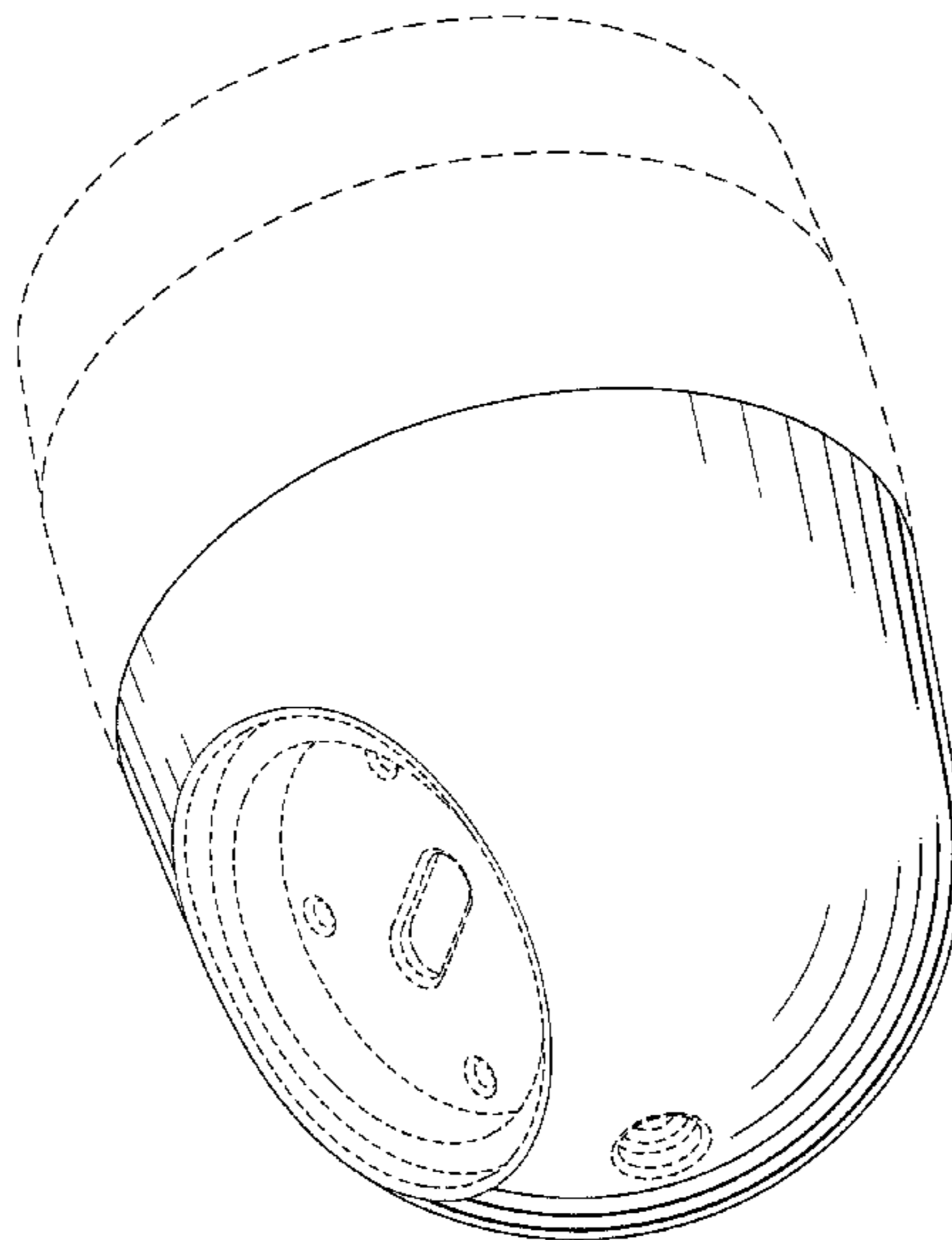
FIG. 4 is a back view of the design depicted in FIG. 1;

FIG. 5 is a top view of the design depicted in FIG. 1; and,

FIG. 6 is a bottom view of the design depicted in FIG. 1.

Those portions of the present design which are presented in phantom illustrate the environment of the design only and form no part of the claimed design. Moreover, the shading presented in the accompanying drawings is provided merely to highlight the contour of the design and is not intended to be illustrative of texture or gloss.

1 Claim, 6 Drawing Sheets



US D598,162 S

Page 2

U.S. PATENT DOCUMENTS

3,588,490	A *	6/1971	Nicholl	362/184	6,480,389	B1	11/2002	Shie	
3,808,081	A	4/1974	Okuhara et al.		6,739,734	B1	5/2004	Hulgen	
4,029,954	A *	6/1977	Moyer	362/183	6,773,138	B2	8/2004	Coushaine	
D246,202	S *	10/1977	Oppermann	D26/112	6,779,908	B1	8/2004	Ng	
4,104,711	A	8/1978	Carter		6,787,999	B2	9/2004	Stimac	
4,521,836	A	6/1985	Puttemanns et al.		6,827,471	B1 *	12/2004	Benghozi	362/365
D279,823	S *	7/1985	Parker et al.	D26/140	6,905,227	B2	6/2005	Wu	
4,763,233	A	8/1988	Poyer		6,913,371	B2 *	7/2005	Ping	362/199
4,881,157	A *	11/1989	Pahl	362/371	6,982,518	B2	1/2006	Chou	
5,314,148	A *	5/1994	Jones	248/27.3	D524,979	S *	7/2006	Leung	D26/104
5,377,088	A *	12/1994	Lecluze	362/366	7,075,224	B2	7/2006	Coushaine	
5,562,343	A *	10/1996	Chan et al.	362/365	7,100,881	B2 *	9/2006	Worrall	248/278.1
5,630,663	A *	5/1997	Ling et al.	362/365	7,111,963	B2	9/2006	Zhang	
D413,997	S	9/1999	Jandrisits et al.		7,166,955	B2	1/2007	Coushaine et al.	
5,993,022	A *	11/1999	Neyer et al.	362/199	D541,957	S	5/2007	Wang	
6,082,878	A	7/2000	Doubek et al.		D558,378	S	12/2007	Rashidi	
6,332,703	B1 *	12/2001	Tamaoki et al.	362/551	2005/0052864	A1	3/2005	Colip et al.	
6,425,678	B1	7/2002	Verdes		2006/0012997	A1	1/2006	Catalano	
D464,454	S *	10/2002	Suzuki et al.	D26/40	2006/0109640	A1	5/2006	Fong	
D465,046	S	10/2002	Layne et al.		2007/0008723	A1	1/2007	Hampton	

* cited by examiner

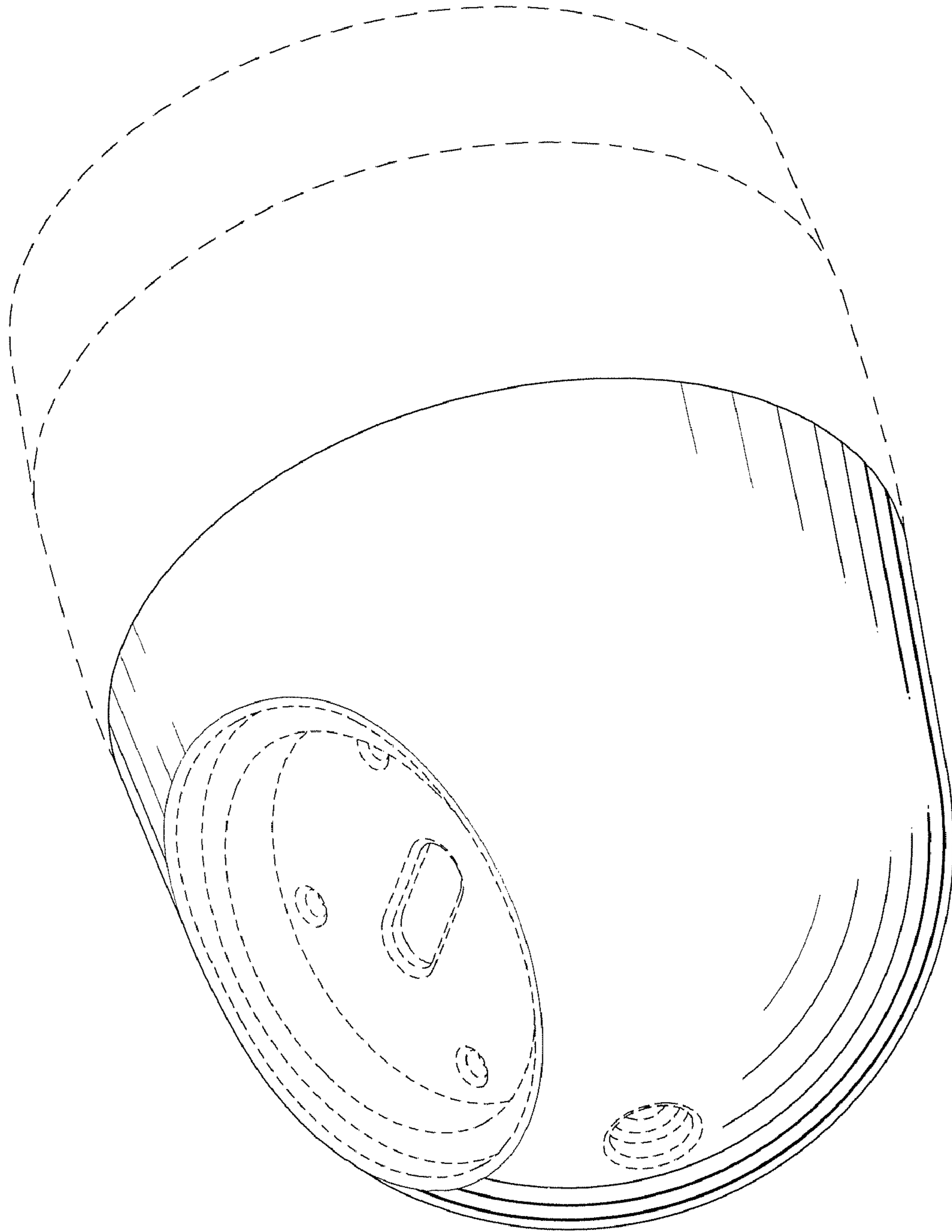


FIG. 1

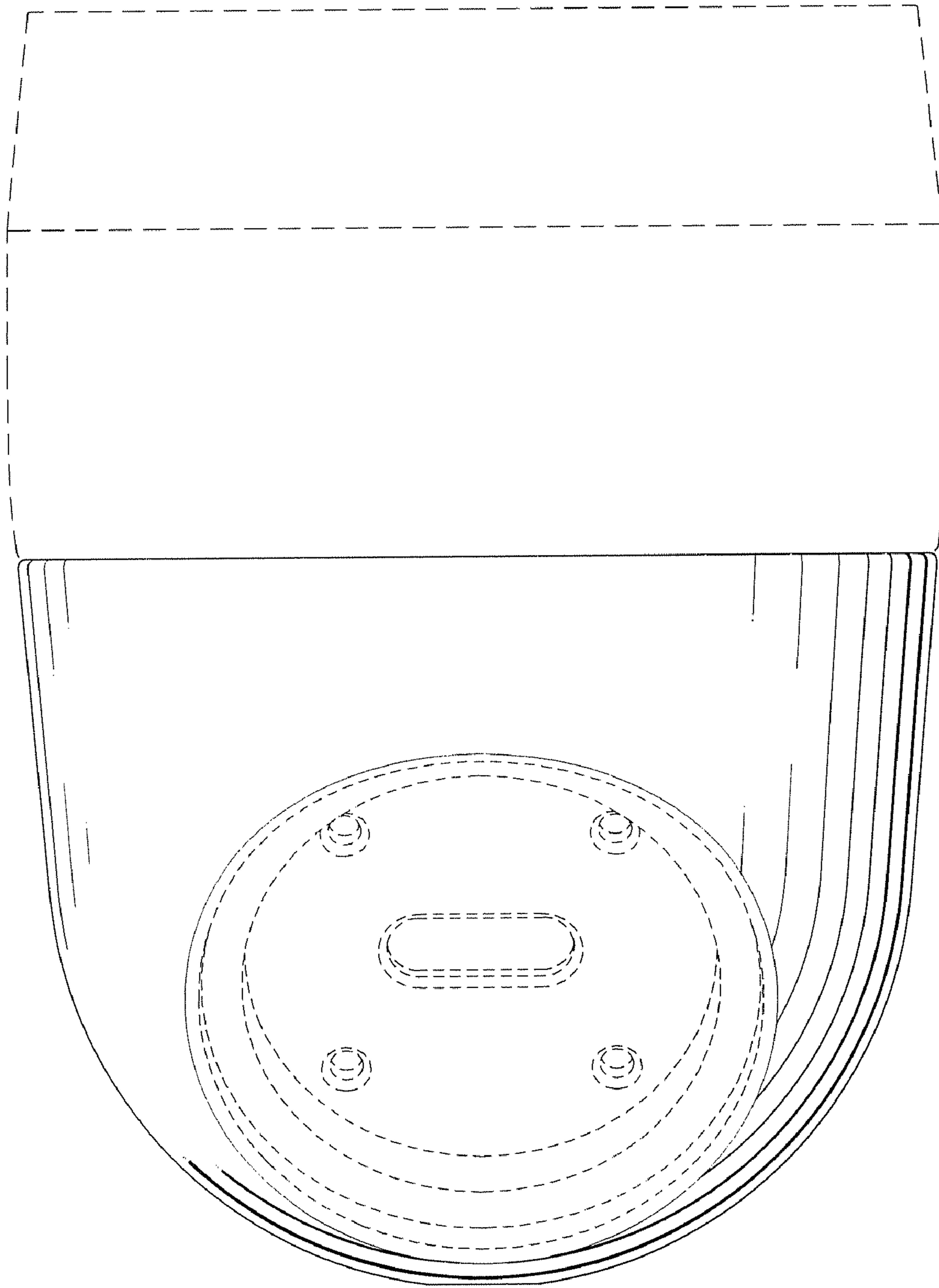


FIG. 2

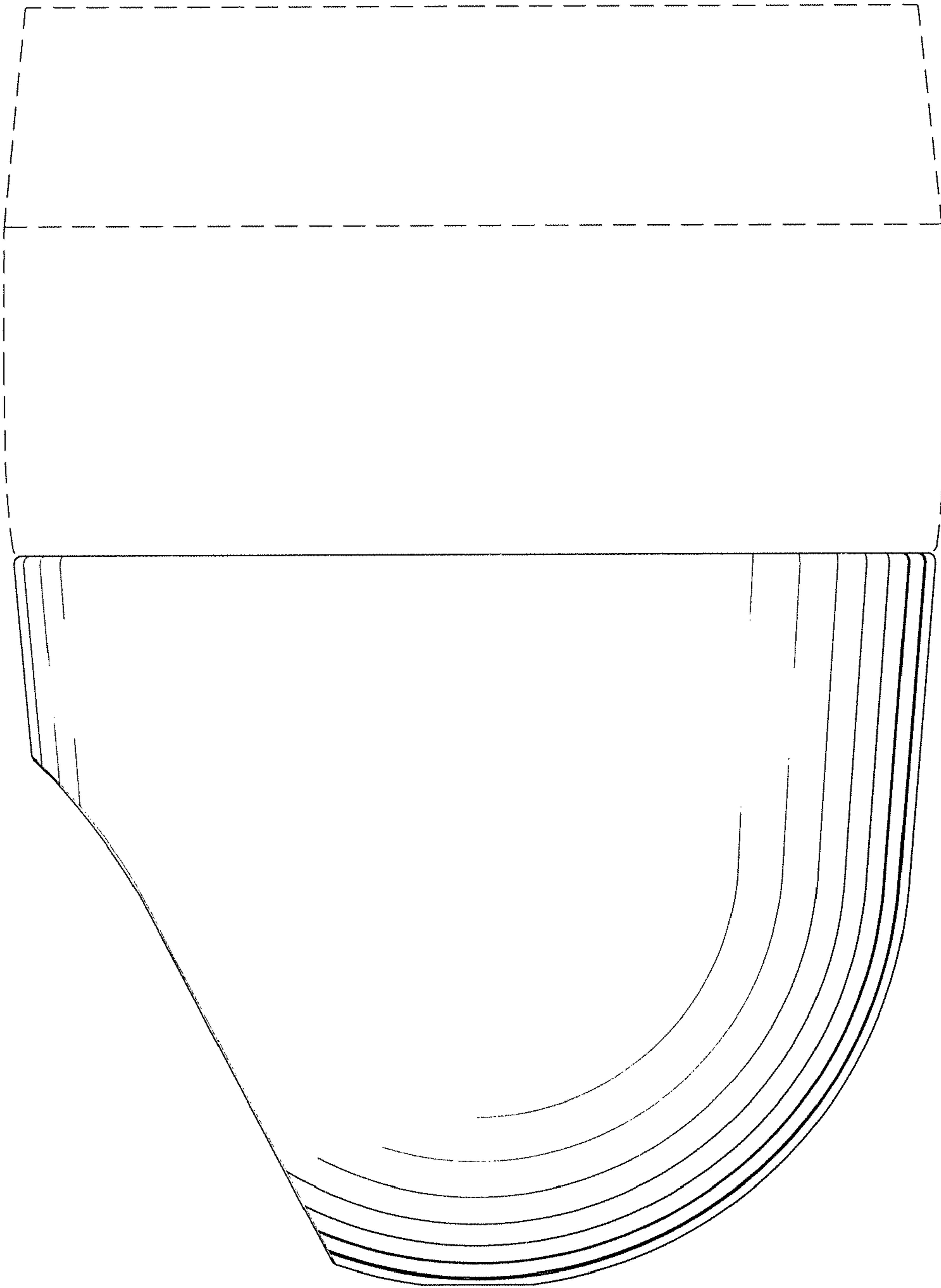


FIG. 3

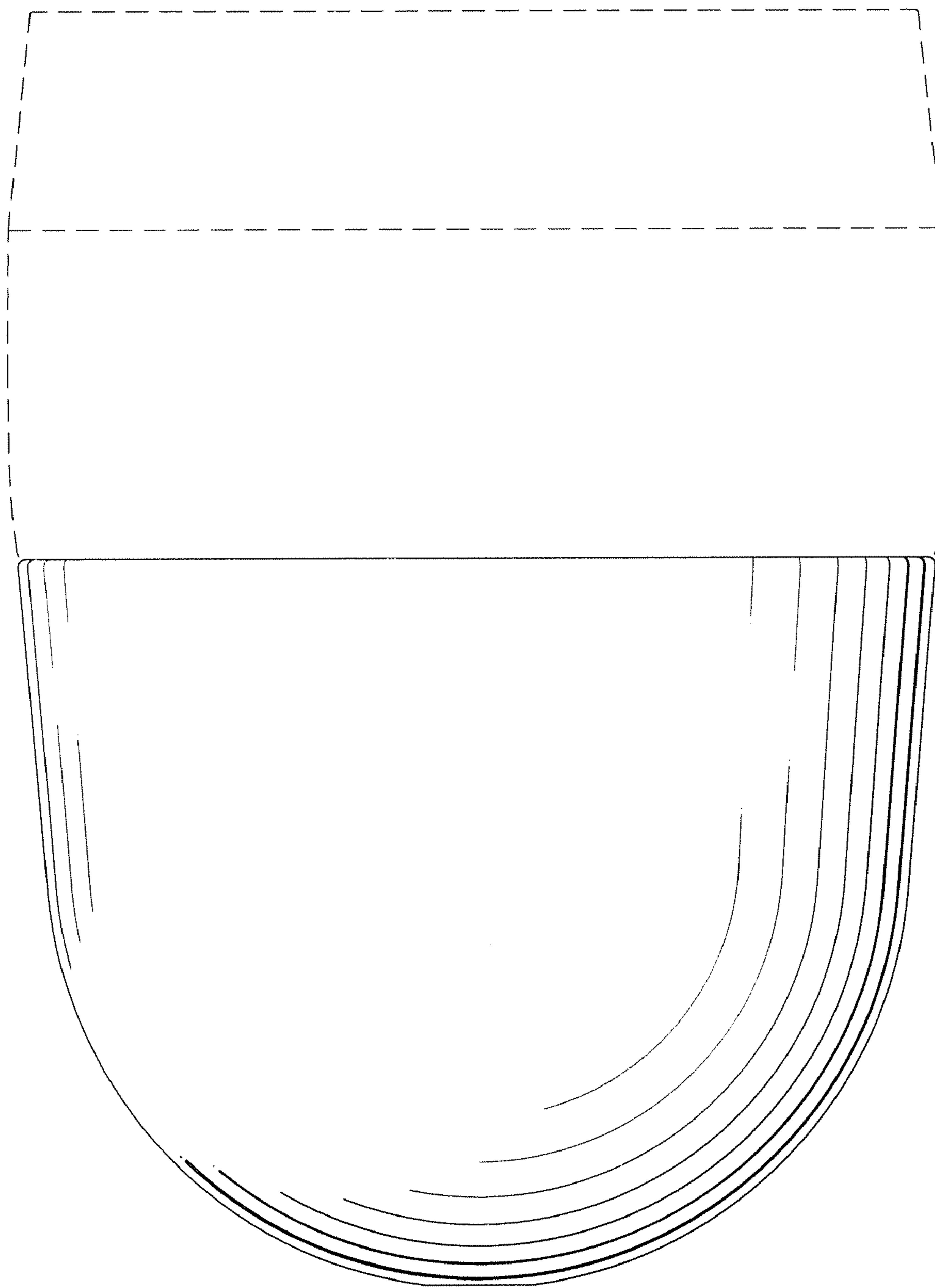


FIG. 4

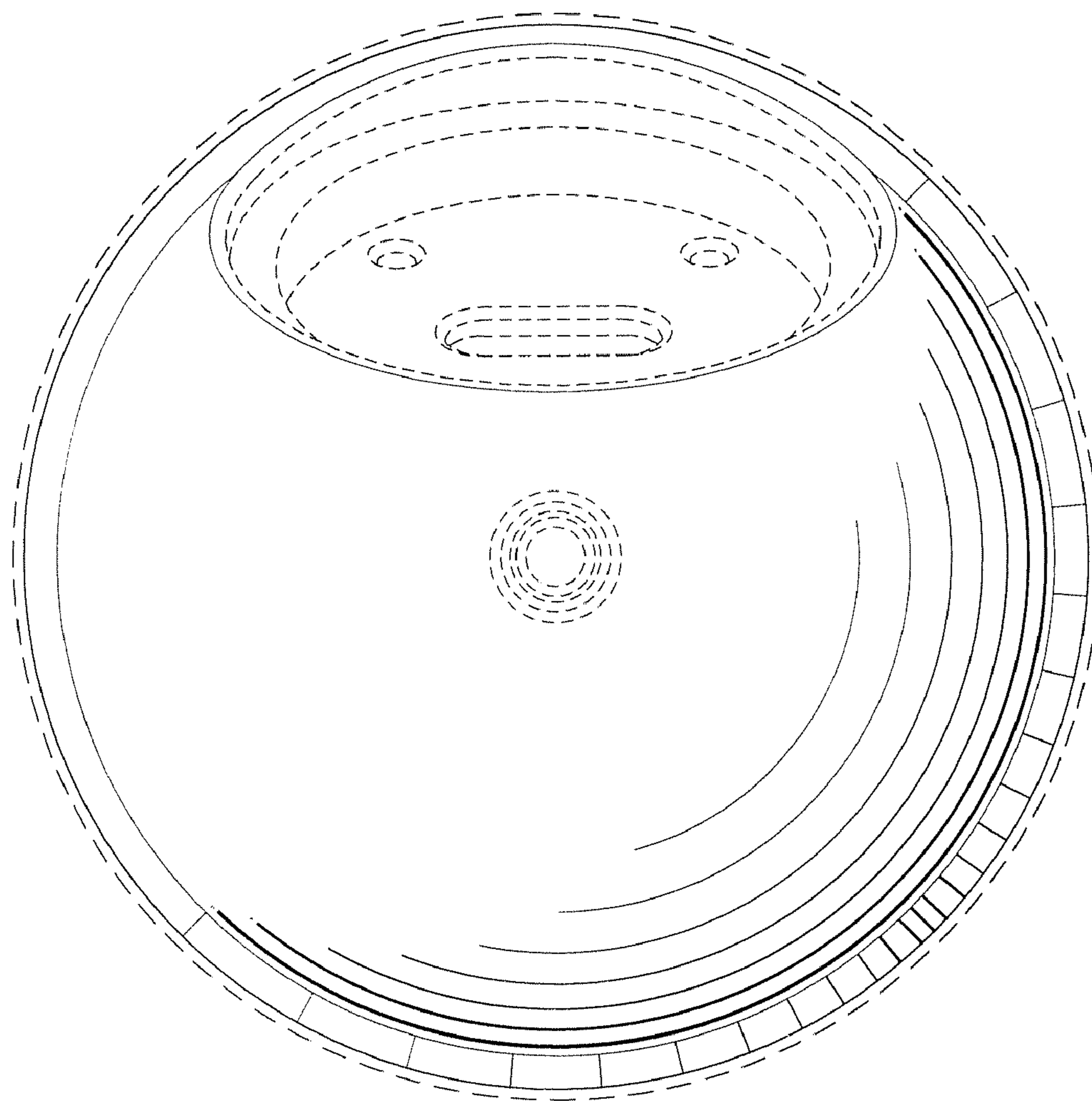


FIG. 5

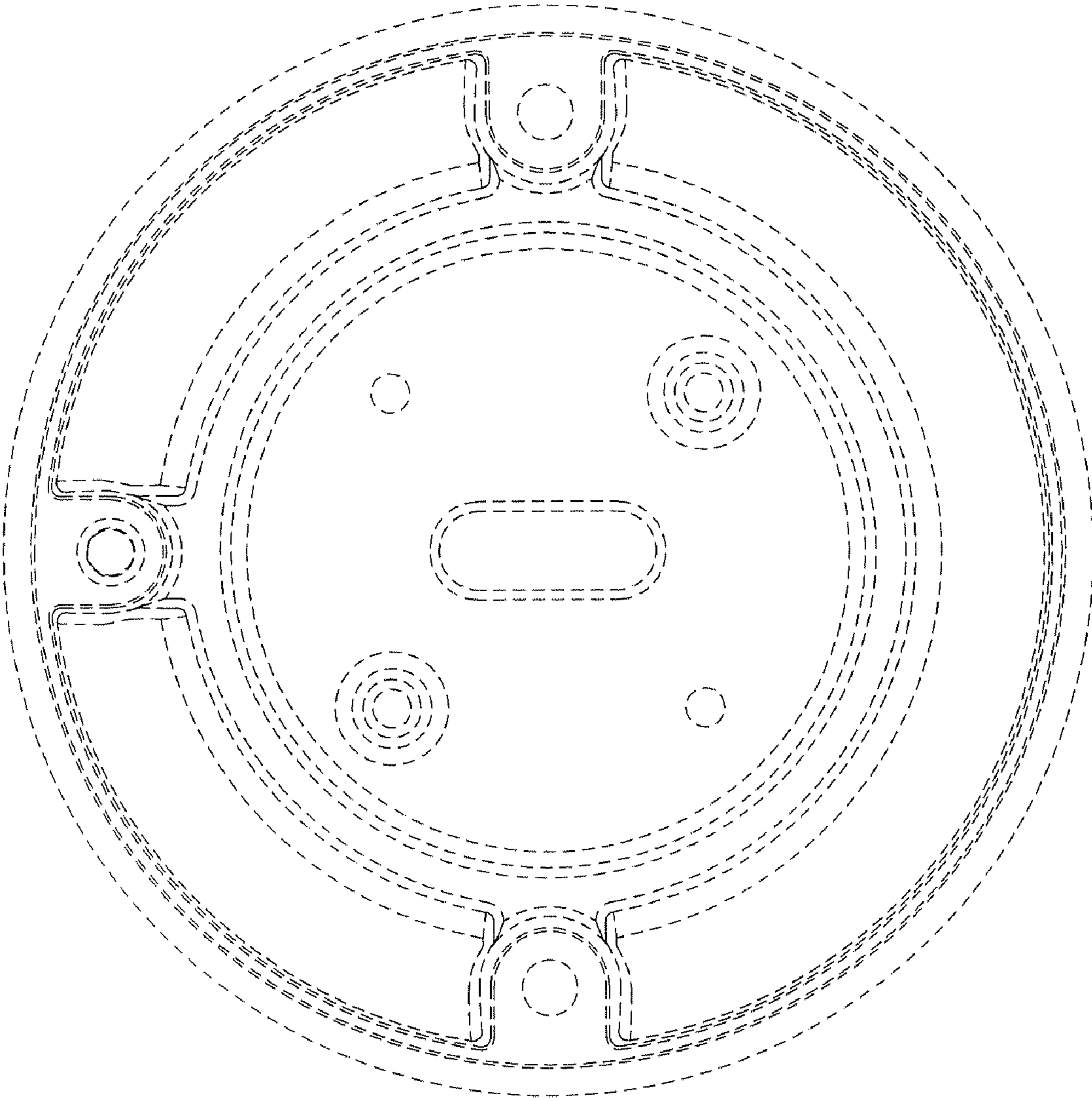


FIG. 6