



US00D598159S

(12) **United States Design Patent**
Broström

(10) **Patent No.:** **US D598,159 S**

(45) **Date of Patent:** **** Aug. 11, 2009**

(54) **BASEBALL LAMP**

(75) Inventor: **Peder Broström**, Enskede (SE)

(73) Assignee: **The Official Team Company Sweden AB**, Enskede (SE)

(**) Term: **14 Years**

(21) Appl. No.: **29/274,200**

(22) Filed: **Apr. 4, 2007**

(30) **Foreign Application Priority Data**

Feb. 15, 2007 (EM) 000671664

(51) **LOC (9) Cl.** **26-99**

(52) **U.S. Cl.** **D26/125**

(58) **Field of Classification Search** D26/152,
D26/154, 144, 145, 146, 147, 138, 142, 143,
D26/126, 130, 131, 136, 24, 78, 83, 88, 92,
D26/99, 98, 104, 106, 108, 110, 111, 121,
D26/122, 133, 128, 134, 127, 89, 85, 118,
D26/135, 81, 68, 67, 60, 61, 69, 72, 73, 79,
D26/86, 90, 91, 93, 94, 102, 105, 107, 112,
D26/113, 119, 120, 123, 124, 125, 129, 137;
362/352, 353, 147, 151, 173, 186, 235, 244,
362/241, 247, 257, 317, 329, 350, 351, 355,
362/356, 404, 405, 410, 416, 431

See application file for complete search history.

(56) **References Cited**

U.S. PATENT DOCUMENTS

1,485,641 A * 3/1924 Sparks 446/485
D83,739 S * 3/1931 Meissner D26/99

D105,601 S * 8/1937 Mariani D26/99
2,716,699 A * 8/1955 Boden 362/124
D211,657 S * 7/1968 Cannella D26/57
D360,272 S * 7/1995 Chur D26/94
D368,975 S * 4/1996 Schwartz D26/94
D387,465 S * 12/1997 Copland et al. D26/94

* cited by examiner

Primary Examiner—Cathron C Brooks

Assistant Examiner—Kevin K Rudzinski

(74) *Attorney, Agent, or Firm*—Dickstein Shapiro LLP

(57) **CLAIM**

The ornamental design for a baseball lamp, as shown and described.

DESCRIPTION

FIG. 1 is a top view of the baseball lamp of the present invention;

FIG. 2 is a left side view of the baseball lamp of the present invention;

FIG. 3 is a front view of the baseball lamp of the present invention;


FIG. 4 is a right side of the baseball lamp of the present invention;

FIG. 5 is a bottom view of the baseball lamp of the present invention;

FIG. 6 is a back view of the baseball lamp of the present invention; and,

FIG. 7 is a front perspective view of the baseball lamp of the present invention.

1 Claim, 2 Drawing Sheets



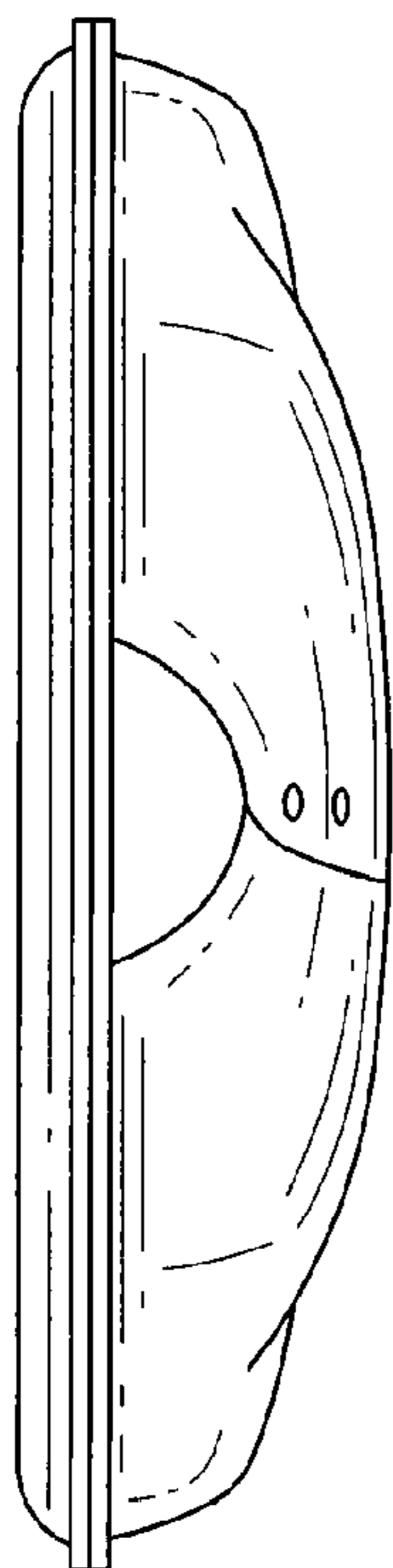


FIG. 1

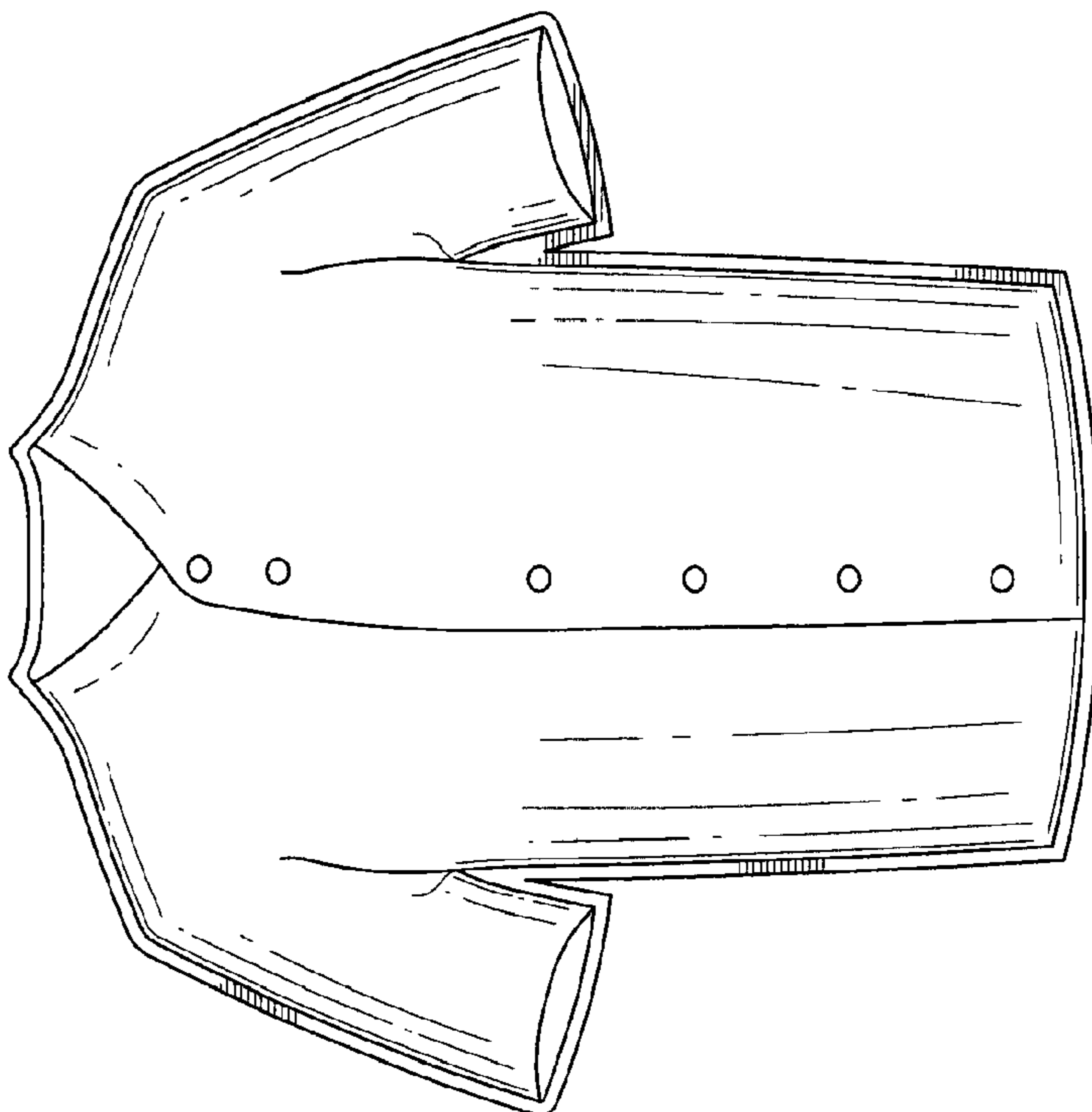


FIG. 3

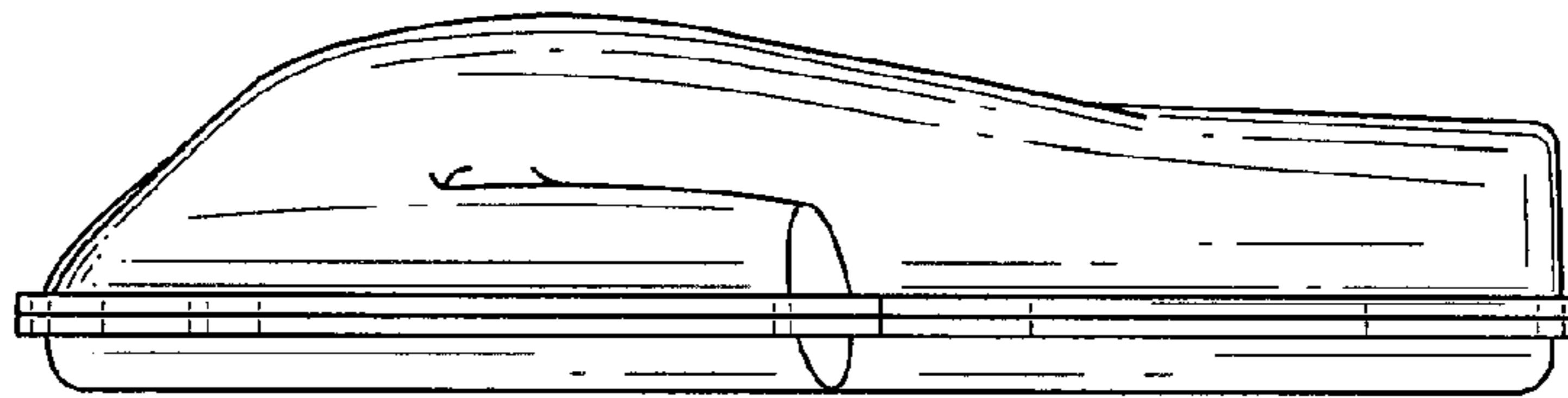


FIG. 4




FIG. 2

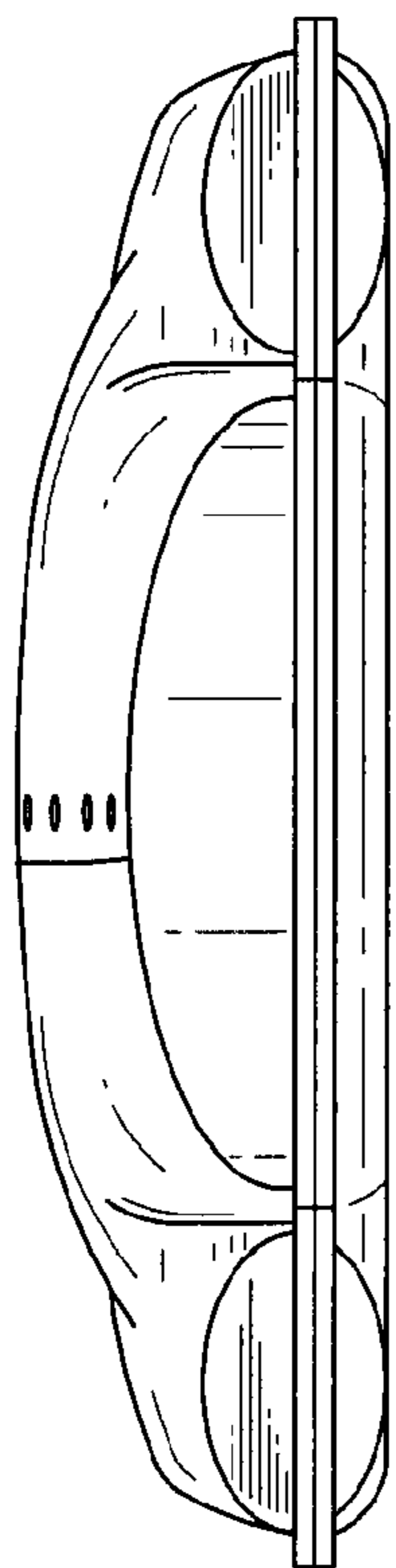


FIG. 5

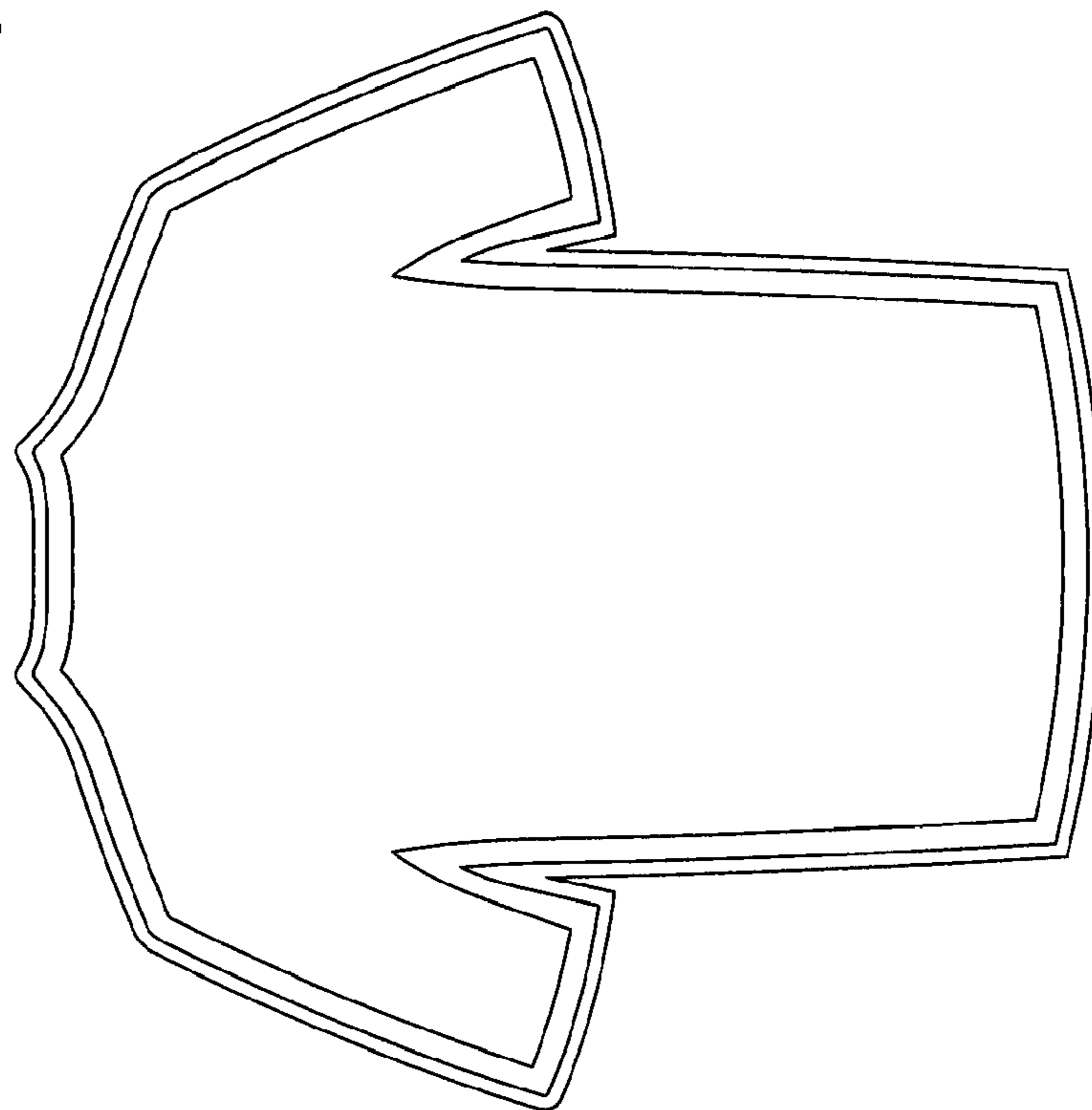


FIG. 6

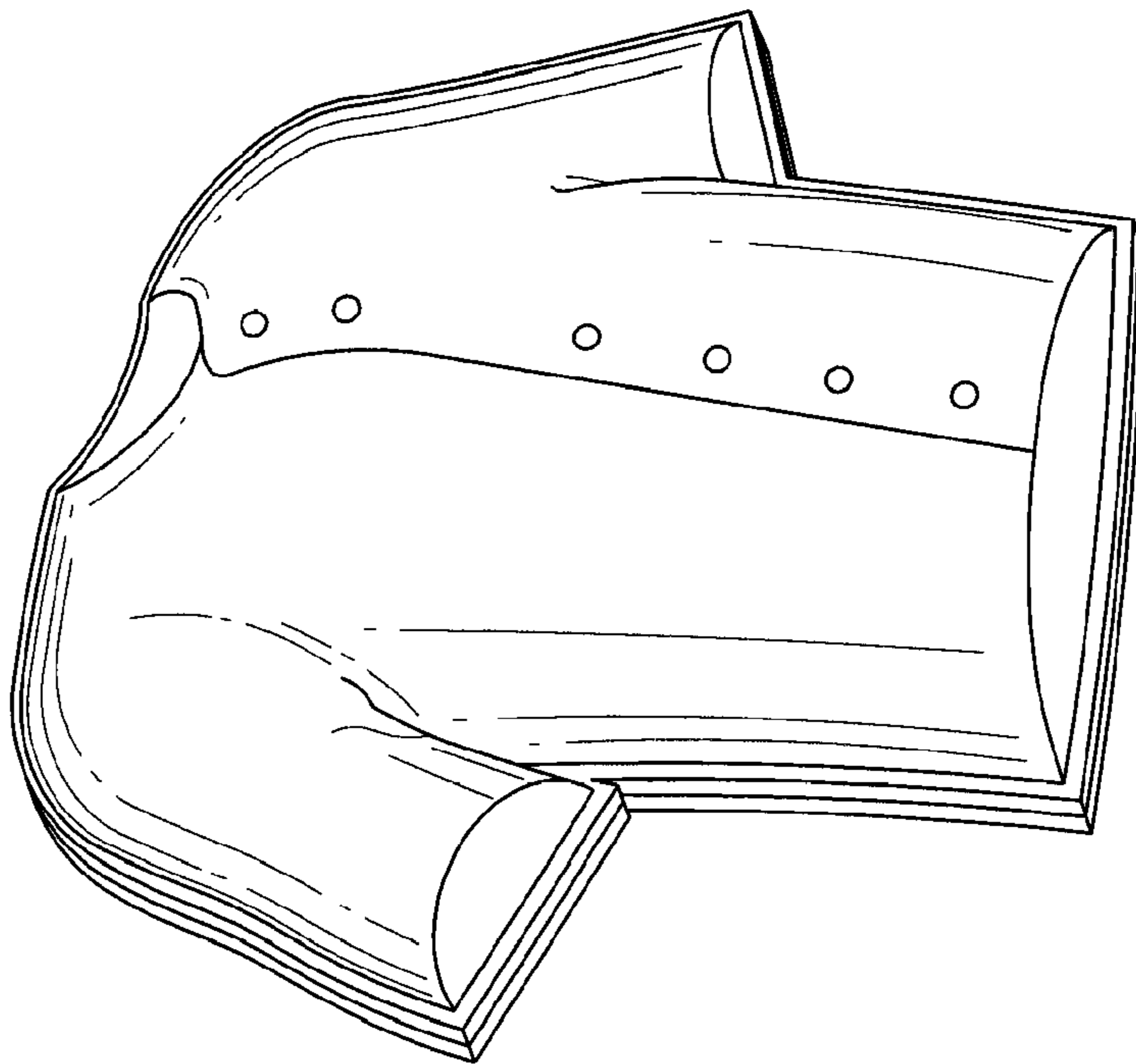


FIG. 7