



US00D598149S

(12) **United States Design Patent**
Leslie et al.

(10) **Patent No.:** **US D598,149 S**

(45) **Date of Patent:** **** Aug. 11, 2009**

(54) **UTILITY LIGHT**

(75) Inventors: **Stuart Leslie**, Larchmont, NY (US);
David Mallard, Somerville, MA (US);
Elliott P. Montgomery, Brooklyn, NY
(US); **Taek Kim**, Washington Township,
NJ (US); **Roland Zeder**, New York, NY
(US)

(73) Assignee: **Honeywell International Inc.**,
Morristown, NJ (US)

(**) Term: **14 Years**

(21) Appl. No.: **29/325,903**

(22) Filed: **Oct. 8, 2008**

Related U.S. Application Data

(62) Division of application No. 29/283,356, filed on Aug.
11, 2007, now Pat. No. Des. 580,573.

(51) **LOC (9) Cl.** **26-02**

(52) **U.S. Cl.** **D26/37**

(58) **Field of Classification Search** D26/24,
D26/26, 37, 72, 39, 43, 60-61, 63-64, 66;
362/157, 159, 182-184, 186, 200-201, 208,
362/640-644, 98-99, 177, 181, 190, 197-198,
362/490, 116; D10/5

See application file for complete search history.

(56) **References Cited**

U.S. PATENT DOCUMENTS

D301,753 S *	6/1989	Iacovelli	D26/60
D498,864 S *	11/2004	Lee	D26/37
D570,023 S *	5/2008	Lee	D26/60
D580,573 S *	11/2008	Leslie et al.	D26/37

* cited by examiner

Primary Examiner—Ian Simmons

Assistant Examiner—Dana L Sipos

(74) *Attorney, Agent, or Firm*—Cantor Colburn LLP.

(57) **CLAIM**

We claim, the ornamental design for a utility light, as shown
and described.

DESCRIPTION

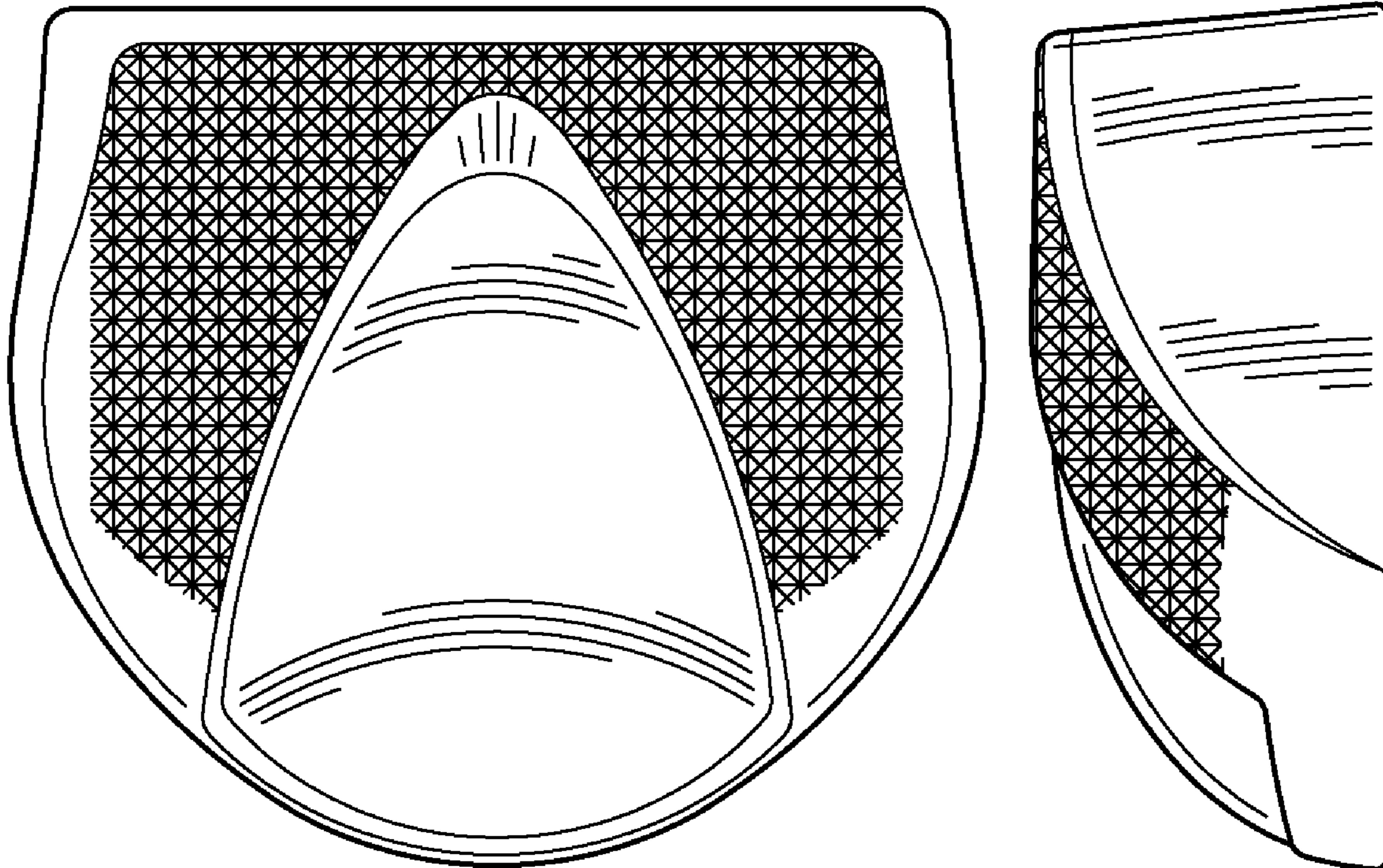
FIG. 1 is a top plan view of a utility light showing our new
design;

FIG. 2 is a right side elevation view thereof, the left side
elevation view being a mirror image;

FIG. 3 is a front elevation view thereof; and,

FIG. 4 is a rear elevation view thereof.

1 Claim, 1 Drawing Sheet



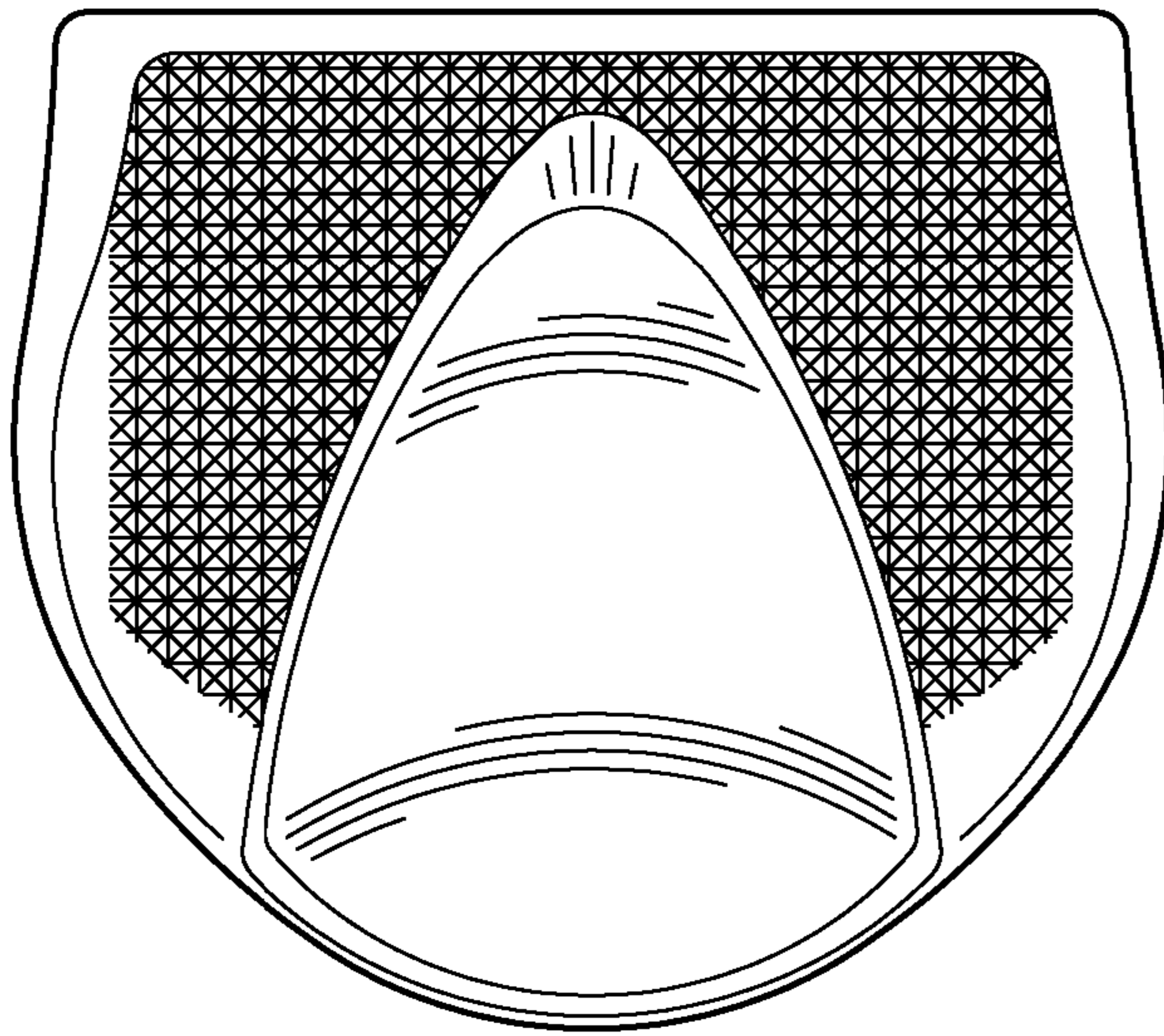


FIG. 1

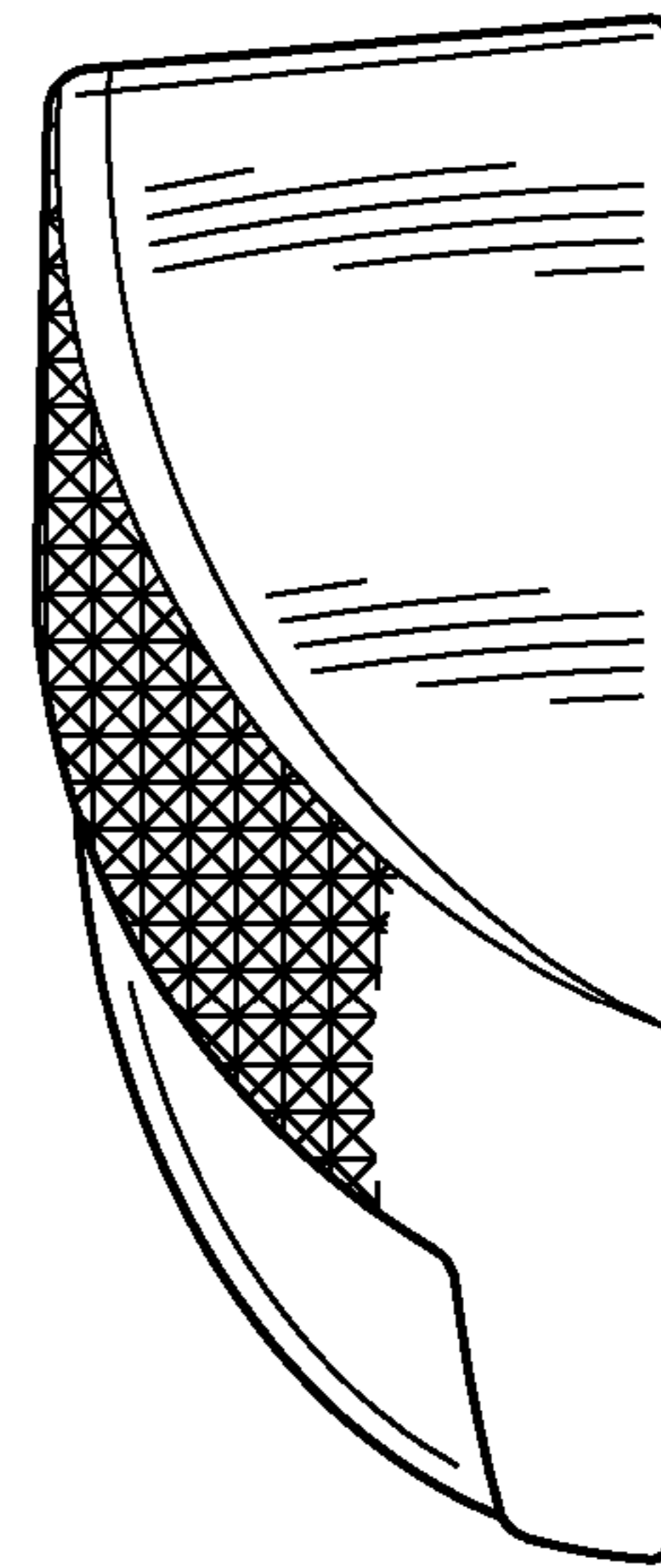


FIG. 2

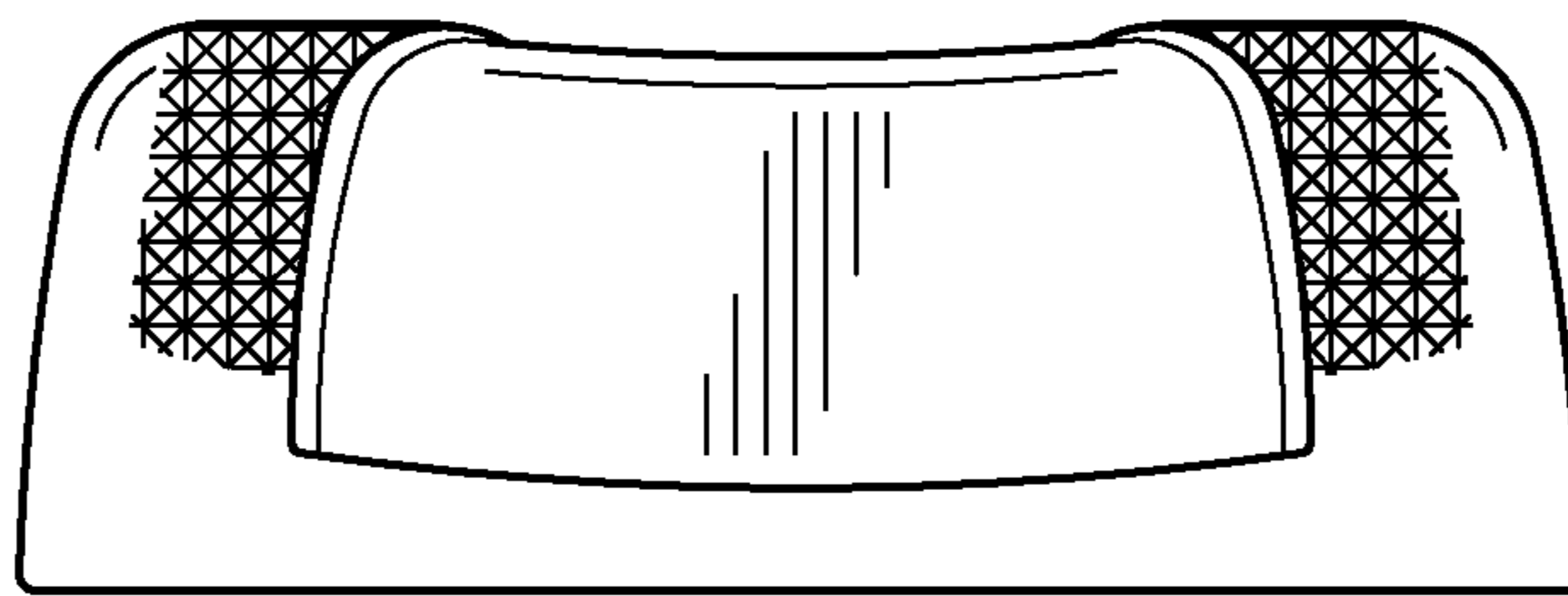


FIG. 3

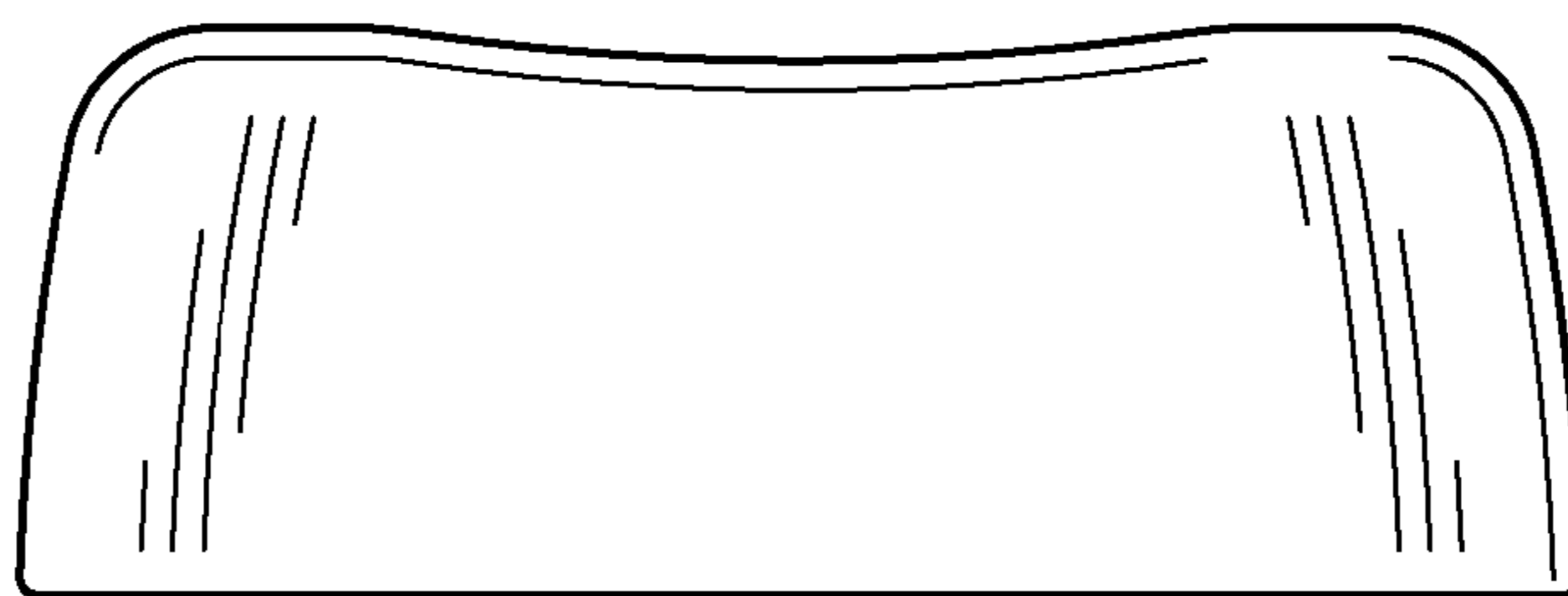


FIG. 4