



US00D598136S

(12) **United States Design Patent**  
**Mugge**

(10) **Patent No.:** **US D598,136 S**  
(45) **Date of Patent:** **\*\* Aug. 11, 2009**

(54) **MOLDED SURFACE OF A CONCRETE PRODUCT**

FOREIGN PATENT DOCUMENTS

DE 196 34 499 A1 3/1998

(Continued)

(75) Inventor: **Jimmie L. Mugge**, Inver Grove Heights, MN (US)

(73) Assignee: **Anchor Wall Systems, Inc.**, Minnetonka, MN (US)

(\*\*) Term: **14 Years**

(21) Appl. No.: **29/313,088**

(22) Filed: **Dec. 4, 2008**

**Related U.S. Application Data**

(62) Division of application No. 29/270,117, filed on Dec. 14, 2006, now Pat. No. Des. 584,423.

(51) **LOC (9) Cl.** ..... **25-01**

(52) **U.S. Cl.** ..... **D25/113**

(58) **Field of Classification Search** ..... D25/102-118, D25/164; D21/484, 500, 501; 405/16, 284, 405/286; 404/27-30, 34, 37-42; 52/102, 52/574-576, 596-599, 600-602, 603-605, 52/606-609

See application file for complete search history.

(56) **References Cited**

U.S. PATENT DOCUMENTS

415,773	A	11/1889	Fiske
799,754	A	9/1905	Petrie
803,014	A	10/1905	McIlravy
813,901	A	2/1906	Leming et al.
819,055	A	5/1906	Fisher
824,235	A	6/1906	Damon
838,278	A	12/1906	Schwartz

(Continued)

OTHER PUBLICATIONS

“Kobra Slab Molds: Optimum Slab Production on Big Board Machines, Design and benefits,” *Kobra*, 2 pages, published before Aug. 6, 2007.

(Continued)

*Primary Examiner*—T. Chase Nelson

*Assistant Examiner*—Anhdao Doan

(74) *Attorney, Agent, or Firm*—Merchant & Gould P.C.

(57) **CLAIM**

The ornamental design for a molded surface of a concrete product, as shown and described.

**DESCRIPTION**

FIG. 1 is a perspective view of a molded surface of a concrete product, according to our new design;

FIG. 2 is a front elevational view thereof;

FIG. 3 is a top view thereof;


FIG. 4 is a bottom view thereof;

FIG. 5 is a right side elevational view thereof; and,

FIG. 6 is a left side elevational view thereof.

The broken lines in all views are included for the purpose of illustrating portions of the concrete product that form no part of the claimed design.

**1 Claim, 6 Drawing Sheets**



U.S. PATENT DOCUMENTS

1,086,975 A 2/1914 Aaronson  
 1,166,312 A 12/1915 Barten  
 1,564,490 A 12/1925 Parkhurst  
 1,574,125 A 2/1926 Sharpe  
 1,596,165 A 8/1926 Evans  
 1,693,852 A 12/1928 McQuain  
 1,751,272 A 3/1930 Forman  
 1,776,999 A 9/1930 Jensen  
 1,982,730 A 12/1934 Erkman  
 2,038,205 A 4/1936 Case  
 2,313,363 A 3/1943 Schmitt  
 2,457,368 A 12/1948 Hanson  
 2,517,432 A 8/1950 Hornberger  
 2,570,384 A 10/1951 Russell  
 2,682,093 A 6/1954 Clanton  
 2,819,495 A 1/1958 Krausz  
 2,882,689 A 4/1959 Huch et al.  
 D190,779 S 6/1961 Stekl  
 3,013,321 A 12/1961 McElroy  
 3,204,316 A 9/1965 Jackson  
 3,277,551 A 10/1966 Sekiguchi  
 3,425,105 A 2/1969 Gulde  
 3,530,553 A 9/1970 Engle et al.  
 3,669,402 A 6/1972 Paulson  
 3,694,128 A 9/1972 Foxen  
 3,731,899 A 5/1973 Nuzzo  
 3,795,721 A 3/1974 Gilbert et al.  
 3,809,049 A 5/1974 Fletcher et al.  
 3,918,877 A 11/1975 Pickett  
 3,940,229 A 2/1976 Hutton  
 3,981,953 A 9/1976 Haines  
 4,050,864 A 9/1977 Komaki  
 4,063,866 A 12/1977 Lurbiecki  
 4,178,340 A 12/1979 Hyytinen  
 4,272,230 A 6/1981 Abate  
 4,784,821 A 11/1988 Leopold  
 4,802,836 A 2/1989 Whissell  
 4,869,660 A 9/1989 Ruckstahl  
 4,902,211 A 2/1990 Svanholm  
 4,909,717 A 3/1990 Pardo  
 D317,048 S 5/1991 Forsberg  
 D317,209 S 5/1991 Forsberg  
 D319,885 S 9/1991 Blomquist et al.  
 D321,060 S 10/1991 Blomquist et al.  
 5,056,998 A 10/1991 Goossens  
 5,078,940 A 1/1992 Sayles  
 5,183,616 A 2/1993 Hedrick  
 D341,215 S 11/1993 Blomquist et al.  
 5,366,676 A 11/1994 Kobayashi  
 5,372,676 A 12/1994 Lowe  
 5,435,949 A 7/1995 Hwang  
 5,484,236 A 1/1996 Gravier  
 5,534,214 A 7/1996 Sakamoto et al.  
 5,598,679 A 2/1997 Orton et al.  
 5,651,912 A 7/1997 Mitsumoto et al.

D387,431 S \* 12/1997 Tremblay ..... D25/113  
 5,735,094 A 4/1998 Zember  
 5,756,131 A 5/1998 Suh  
 5,816,749 A 10/1998 Bailey, II  
 5,827,015 A 10/1998 Woolford et al.  
 D429,004 S 8/2000 Strand et al.  
 D435,304 S 12/2000 Rainey  
 D437,422 S 2/2001 Bolles et al.  
 D438,640 S 3/2001 Bolles et al.  
 D445,512 S 7/2001 Sievert  
 6,321,740 B1 11/2001 Scherer et al.  
 D458,693 S 6/2002 Sievert  
 D464,145 S 10/2002 Scherer  
 D466,619 S 12/2002 Britton  
 D468,449 S 1/2003 Britton  
 D477,091 S 7/2003 Manthei  
 D479,002 S 8/2003 Nordstrand  
 D479,003 S 8/2003 Nordstrand  
 D482,133 S 11/2003 Scherer et al.  
 D492,796 S \* 7/2004 Price ..... D25/113  
 D500,864 S 1/2005 Klettenberg et al.  
 D506,837 S 6/2005 Scherer  
 D511,578 S 11/2005 Mugge  
 D513,805 S 1/2006 Scherer  
 D518,578 S 4/2006 Mugge  
 D529,195 S 9/2006 Mugge  
 D529,628 S 10/2006 Mugge  
 D530,831 S 10/2006 Mugge  
 D532,910 S 11/2006 Mugge  
 D538,946 S 3/2007 Mugge  
 D541,950 S 5/2007 Mugge  
 D541,951 S 5/2007 Mugge et al.  
 D584,423 S 1/2009 Mugge et al.  
 2003/0126821 A1 7/2003 Scherer  
 2004/0218985 A1 11/2004 Klettenberg et al.  
 2008/0168725 A1\* 7/2008 Malone ..... 52/259

FOREIGN PATENT DOCUMENTS

DE 100 02 390 A1 7/2001  
 GB 944066 12/1963  
 GB 2 232 114 A 12/1990  
 GB 2092493 5/2000  
 GB 2092499 5/2000  
 GB 2092500 5/2000  
 GB 2092501 5/2000  
 WO WO 03/060251 7/2003

OTHER PUBLICATIONS

“Slab Molds, Dream Molds,” *Kobra Formen GmbH*, 2 pages, published before Aug. 6, 2007.  
 Office Action in Australia (Examination Report No. 1) for corresponding AU Design Reg. 307701, dated Mar. 14, 2007.  
 U.S. Appl. No. 29/276,245, filed Jan. 19, 2007.  
 U.S. Appl. No. 29/277,916, filed Mar. 14, 2007.  
 U.S. Appl. No. 29/286,614, filed Mar. 14, 2007.

\* cited by examiner

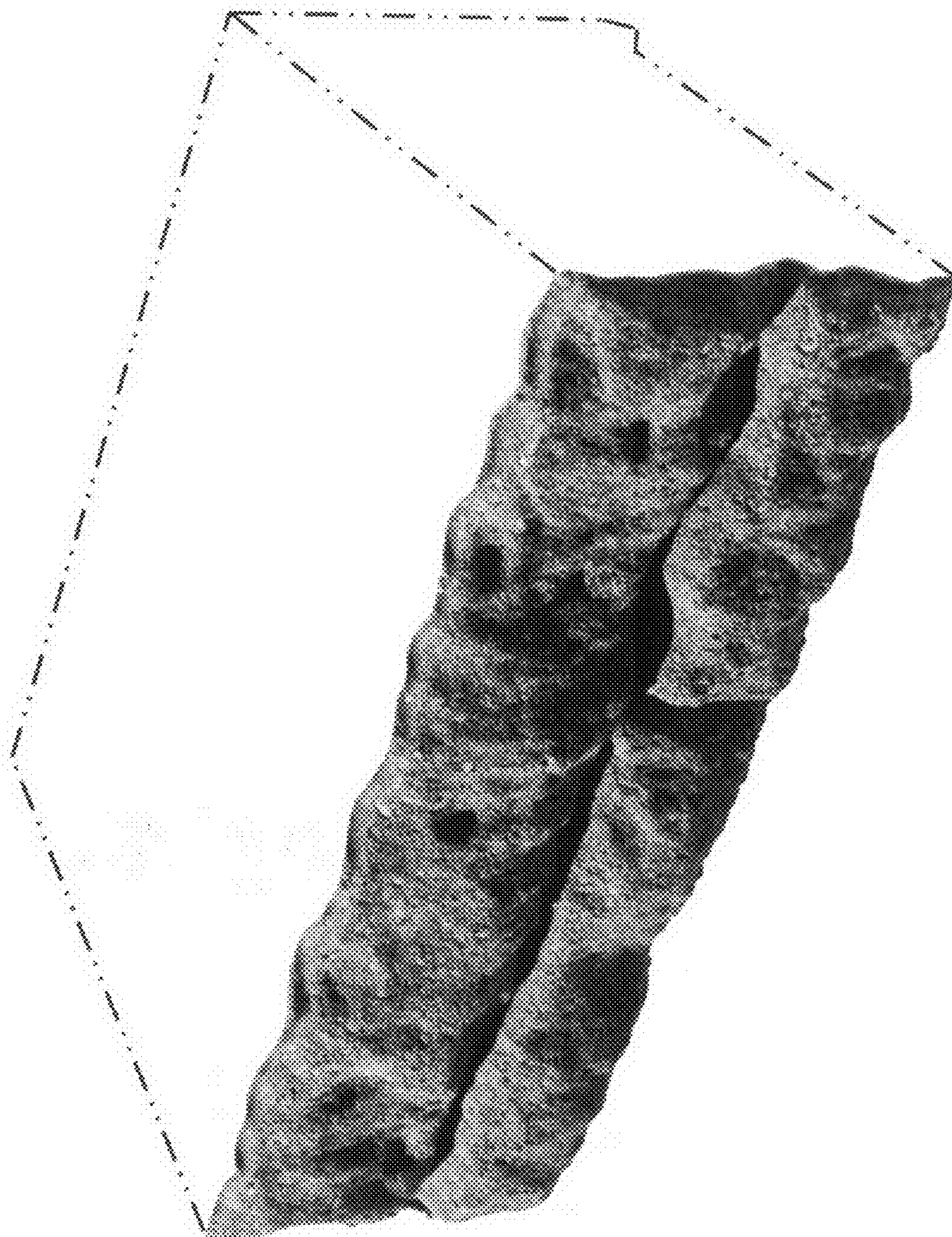


FIG. 1



FIG. 2




FIG. 3




FIG. 4




FIG. 5




FIG. 6