



US00D598118S

(12) **United States Design Patent**
Schiavoni

(10) **Patent No.:** **US D598,118 S**

(45) **Date of Patent:** **** Aug. 11, 2009**

(54) **RESILIENT CHEWING DEVICE**

(76) **Inventor:** **Mary E. Schiavoni**, P.O. Box 2289,
South Portland, ME (US) 04116

(**) **Term:** **14 Years**

(21) **Appl. No.:** **29/320,078**

(22) **Filed:** **Jun. 19, 2008**

(51) **LOC (9) Cl.** **24-04**

(52) **U.S. Cl.** **D24/194; D30/160**

(58) **Field of Classification Search** D24/176,
D24/193-199; D30/160; D8/107, 300, 303,
D8/310-311; 606/234-236; 119/709-710;
482/11; 433/69; 434/185; 601/38; D21/681,
D21/694

See application file for complete search history.

(56) **References Cited**

U.S. PATENT DOCUMENTS

58,186 A	9/1866	Bourguard	
D27,852 S *	11/1897	Coakley et al.	D24/194
1,749,632 A	3/1930	Ferris	
2,115,405 A	4/1938	Allen	
D136,206 S *	8/1943	Allen	D24/194
D138,168 S *	6/1944	Baine	D24/194
2,514,844 A *	7/1950	Cohen	606/235
D170,051 S *	7/1953	Colm	D24/194
2,688,961 A *	9/1954	Thomas	128/880
2,826,201 A	3/1958	Yoder	
3,118,667 A	1/1964	Barons	
D197,781 S *	3/1964	Bonomo	D21/694
3,744,485 A	7/1973	Worthy	
3,865,115 A *	2/1975	De Mieri	606/235
3,867,770 A	2/1975	Davis	
D273,990 S	5/1984	Lamsam	
4,924,811 A *	5/1990	Axelrod	119/710
4,997,182 A	3/1991	Kussick	
D330,100 S *	10/1992	O'Rourke	D30/160
5,213,553 A	5/1993	Light	
D336,520 S	6/1993	McDaniel	
5,263,976 A	11/1993	Williams	
5,334,218 A	8/1994	Johnson	
5,649,964 A	7/1997	Berman et al.	

5,735,772 A	4/1998	Schiavoni	
5,814,074 A	9/1998	Branam	
D404,885 S	2/1999	Tomaszewski et al.	
D407,869 S *	4/1999	Wang	D30/160
D411,623 S	6/1999	Schiavoni	
5,954,749 A	9/1999	Fields et al.	
D461,558 S	8/2002	Schiavoni	
D487,010 S *	2/2004	Marquardt et al.	D8/107
D488,046 S *	4/2004	Marquardt et al.	D8/107
6,863,681 B2	3/2005	Dickerson	
D522,658 S	6/2006	Schiavoni	
D526,555 S *	8/2006	Kelleghan	D8/107
D537,700 S *	3/2007	Demar et al.	D8/107
2004/0215234 A1	10/2004	McCardell	

FOREIGN PATENT DOCUMENTS

GB	822	0/1892
GB	12655	0/1896
GB	2159720	12/1985

* cited by examiner

Primary Examiner—Philip S Hyder

Assistant Examiner—Susan E Krakower

(74) *Attorney, Agent, or Firm*—O'Connell Law Firm

(57) **CLAIM**

The ornamental design for a resilient chewing device, as shown.

DESCRIPTION

FIG. 1 is a perspective view of a resilient chewing device showing my new design;

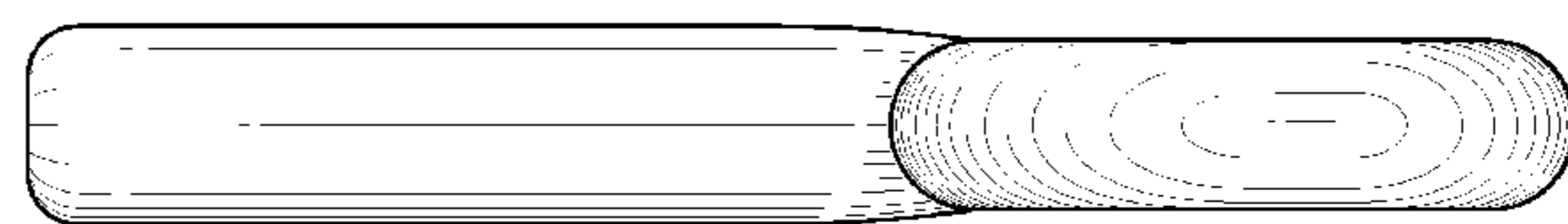
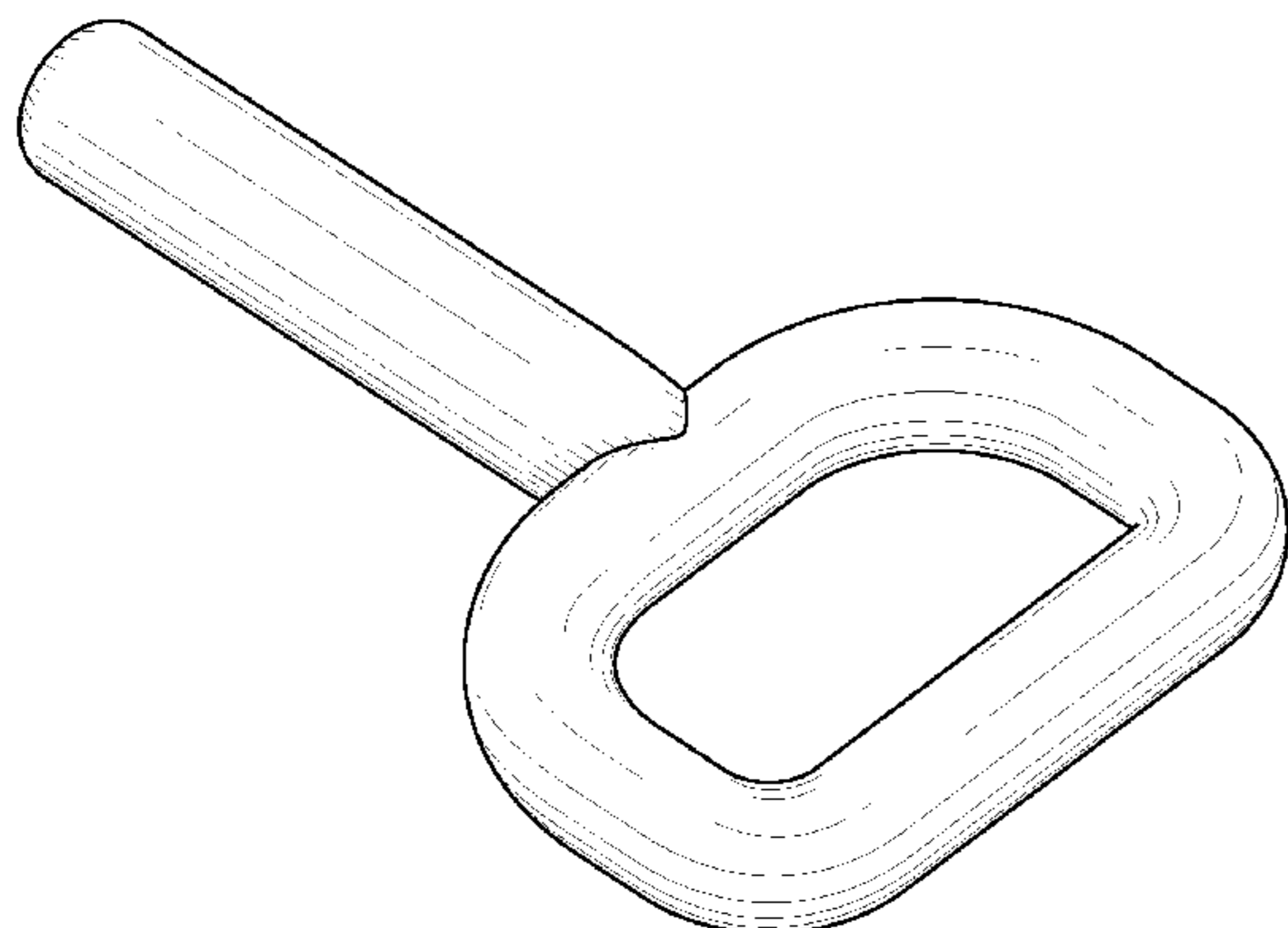
FIG. 2 is a top plan view of the resilient chewing device of FIG. 1;

FIG. 3 is a view in right side elevation of the resilient chewing device of FIG. 1 with the view in left side elevation being a mirror image thereof;

FIG. 4 is a view in rear elevation of the resilient chewing device of FIG. 1; and,

FIG. 5 is a view in front elevation of the resilient chewing device of FIG. 1.

1 Claim, 2 Drawing Sheets



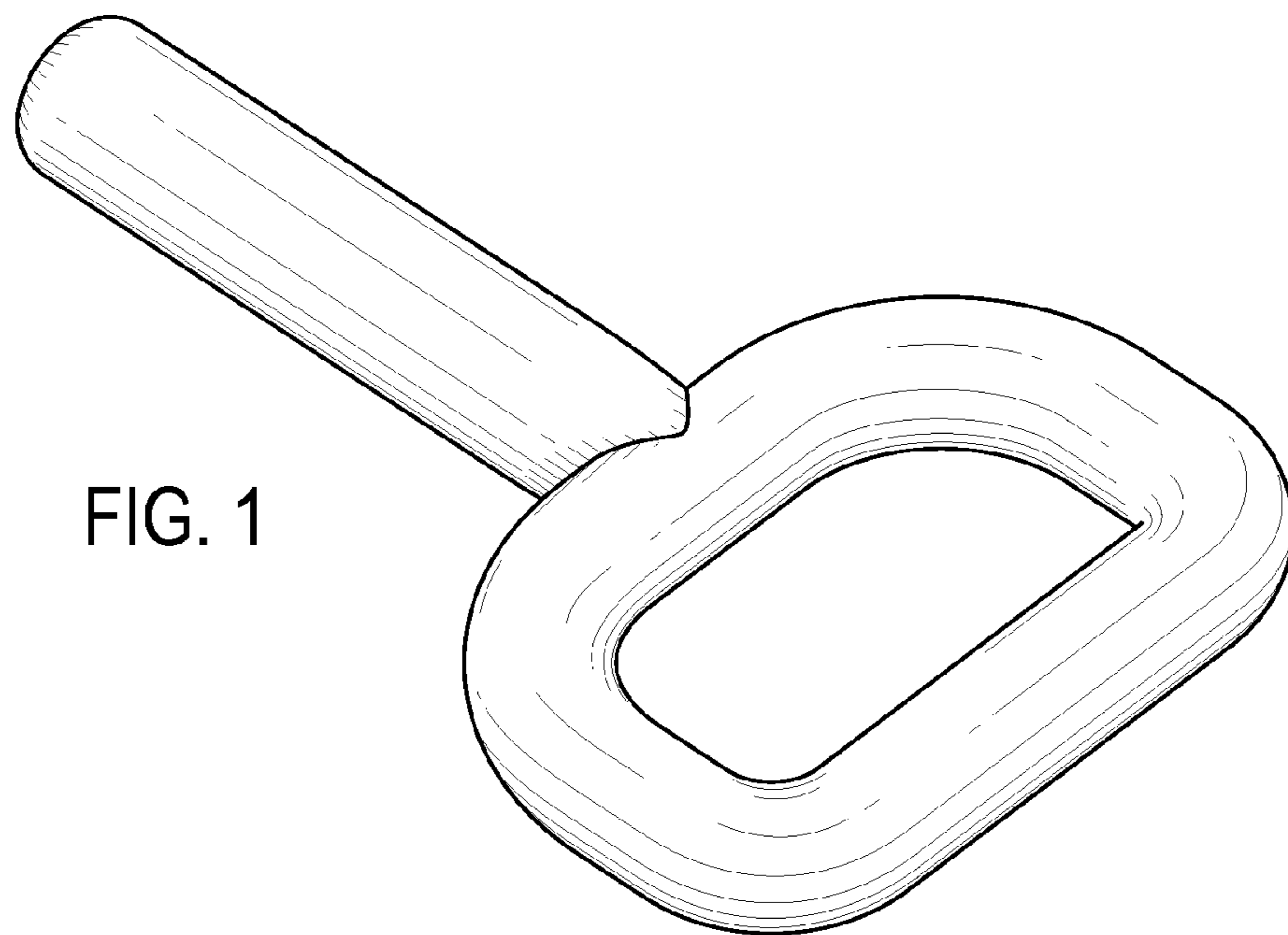


FIG. 1

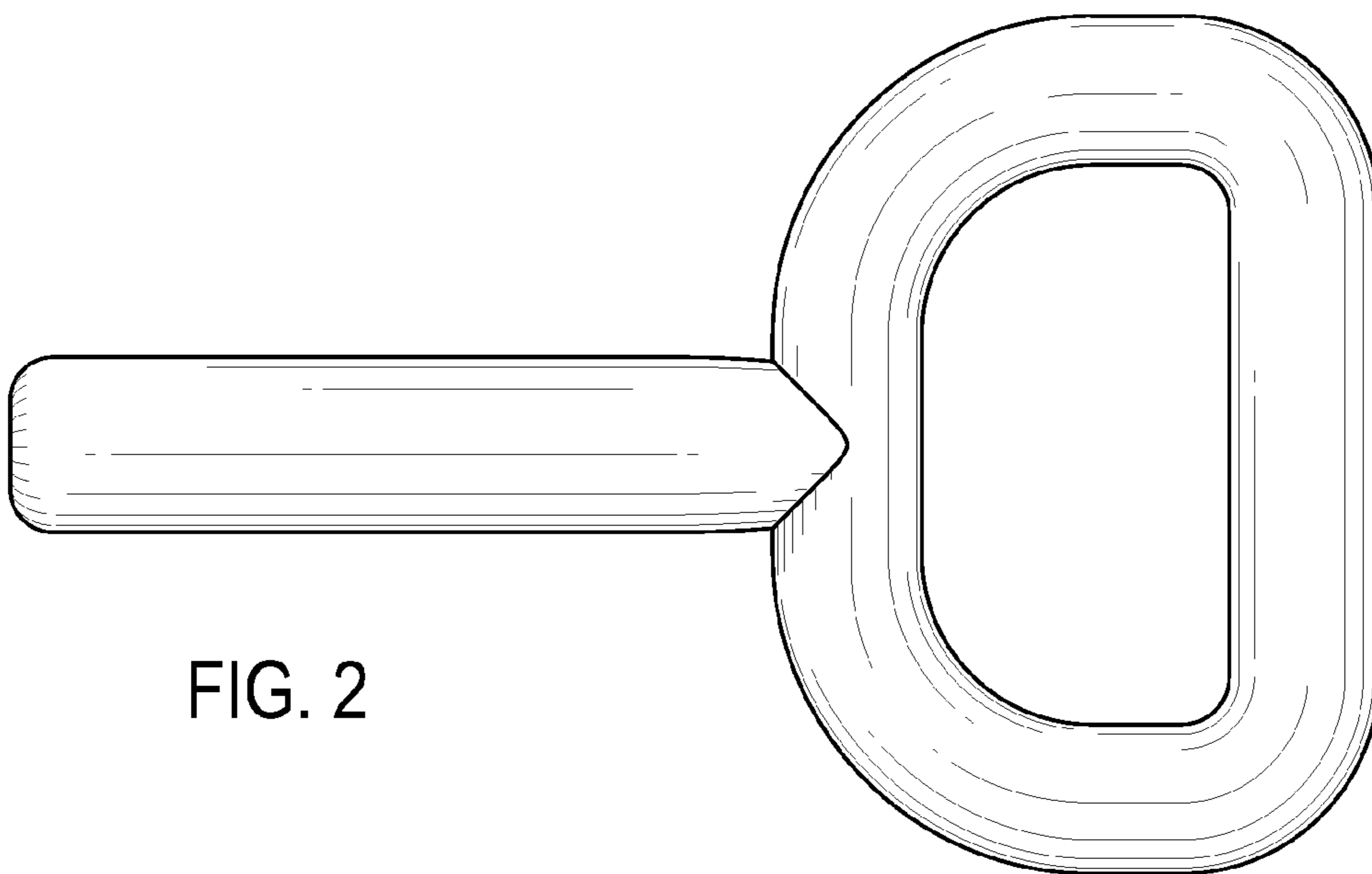


FIG. 2

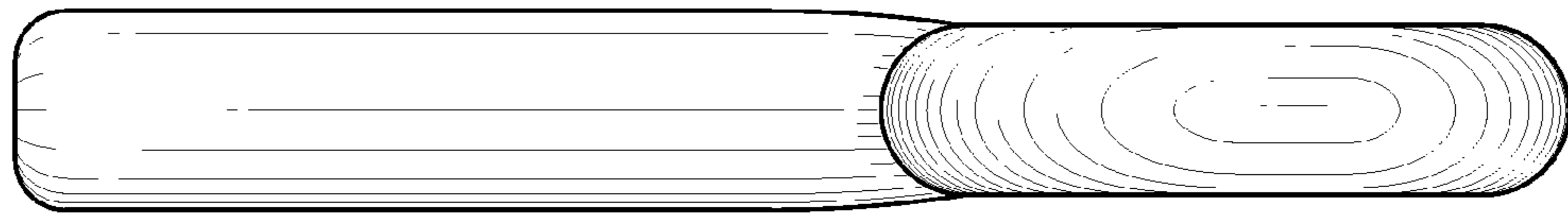


FIG. 3

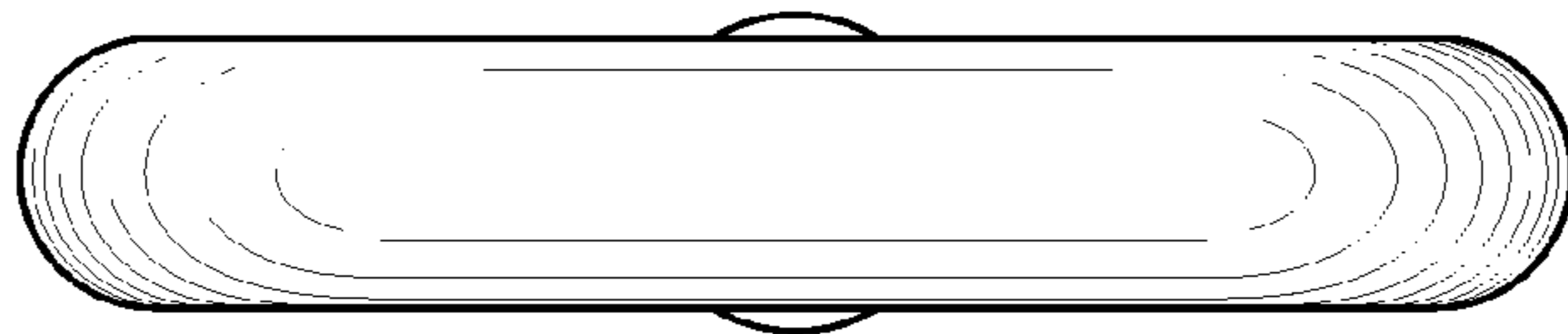


FIG. 4

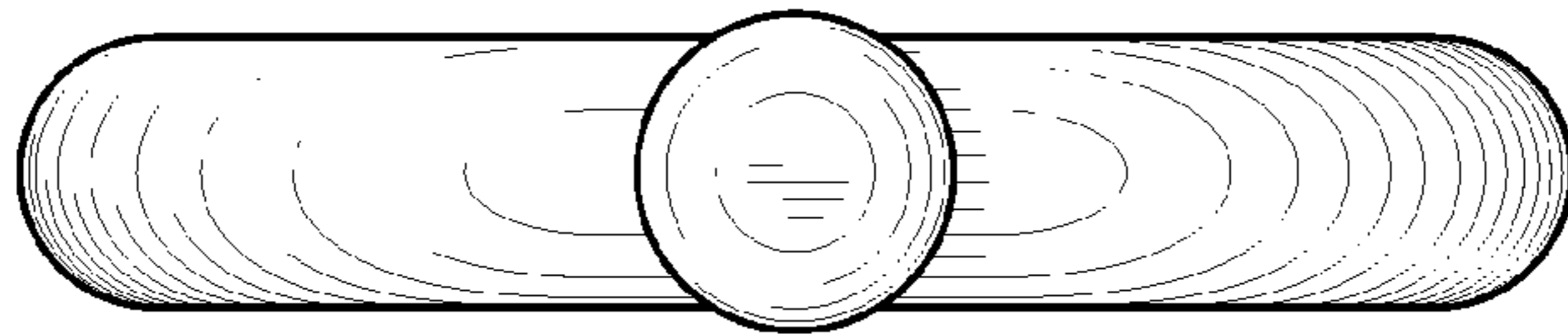


FIG. 5